



2013-14 BUDGET

TOWN OF PORT HEDLAND

**ADOPTED
BUDGET**

FOR THE YEAR ENDED

30 JUNE 2014



TOWN OF PORT HEDLAND

BUDGET

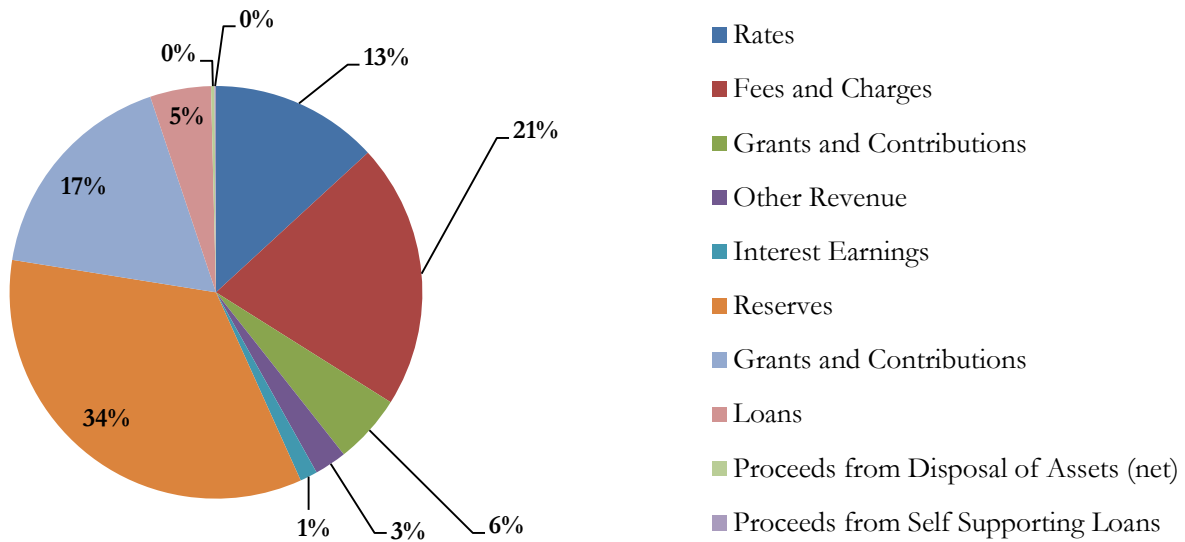
FOR THE YEAR ENDED 30 JUNE 2014

TABLE OF CONTENTS

ITEM	PAGE No.
Budget at a Glance	3
Statement of Comprehensive Income By Nature or Type	4
Statement of Comprehensive Income By Program	5
Statement of Cash Flows	7
Rate Setting Statement	8
Notes to and Forming Part of the Budget	9 to 47
Fees & Charges	48 to 74
Detailed Budget by Function	
Summary	75 to 76
General Purpose Funding	77 to 78
Governance	79 to 84
Law, Order and Public Safety	85 to 88
Health	89 to 91
Education and Welfare	92 to 96
Housing	97 to 99
Community Amenities	100 to 107
Recreation and Culture	108 to 125
Transport	126 to 135
Economic Services	136 to 139
Other Property and Services	140 to 143

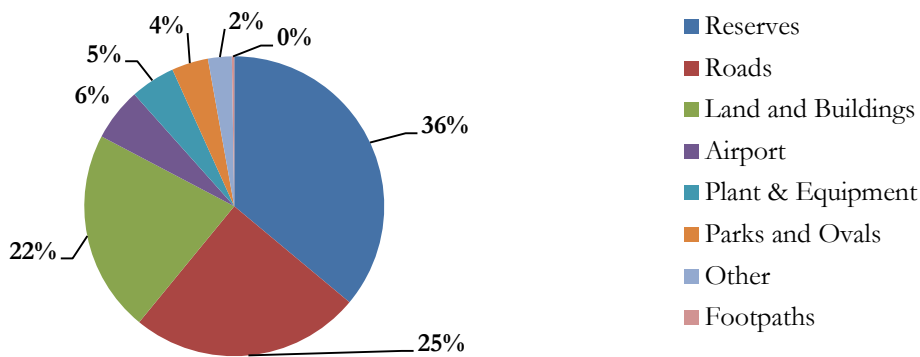
BUDGET AT A GLANCE

How are the funds raised?

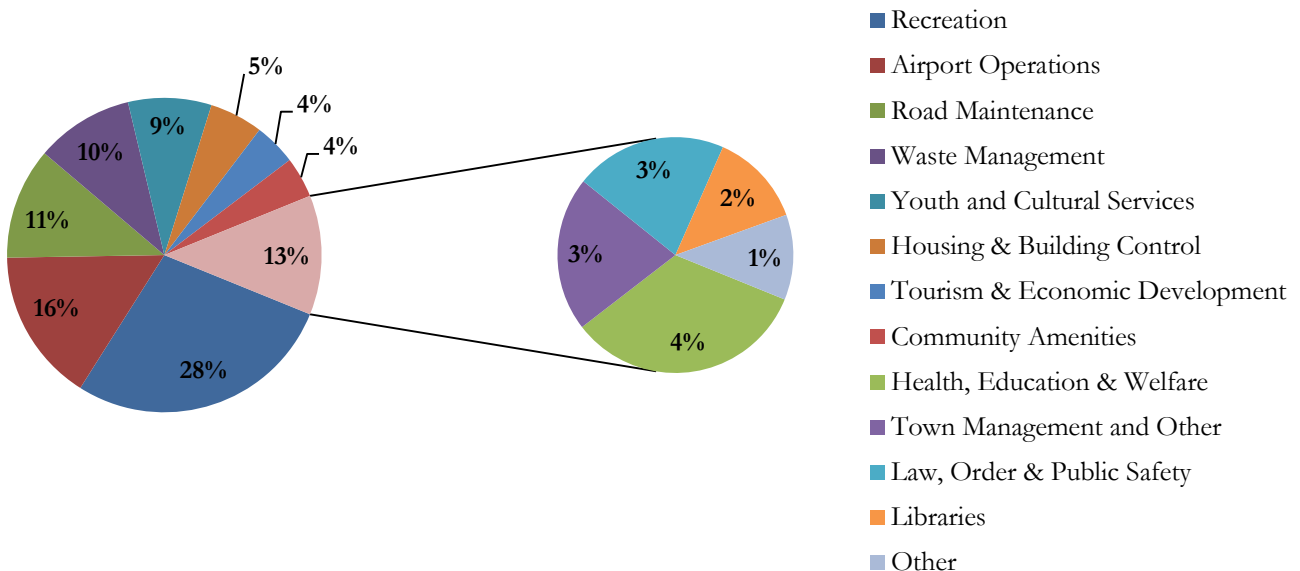


How is the money spent?

Capital Expenditure



Operating Expenditure



TOWN OF PORT HEDLAND
STATEMENT OF COMPREHENSIVE INCOME
BY NATURE OR TYPE
FOR THE YEAR ENDED 30 JUNE 2014

	NOTE	2013/14 Budget \$	2012/13 Actuals \$	2012/13 Budget \$
REVENUES FROM ORDINARY ACTIVITIES				
Rates	8	22,557,573	18,814,443	22,035,451
Operating Grants, Subsidies and Contributions		9,303,615	9,116,655	5,393,132
Fees and Charges	11	35,592,569	60,197,317	27,156,251
Service Charges	10	0	11,224,960	4,628,954
Interest Earnings	2(a)	2,355,113	2,816,149	4,022,284
Other Revenue		1,060,177	942,028	1,189,455
		<u>70,869,047</u>	<u>103,111,552</u>	<u>64,425,527</u>
EXPENSES FROM ORDINARY ACTIVITIES				
Employee Costs		(25,710,612)	(22,660,444)	(23,370,620)
Materials and Contracts		(20,980,271)	(27,626,977)	(27,835,219)
Utility Charges		(5,215,991)	(3,406,937)	(3,439,328)
Depreciation on Non-Current Assets	2(a)	(11,091,797)	(9,858,394)	(9,858,394)
Interest Expenses	2(a)	(1,661,733)	(1,155,585)	(2,040,885)
Insurance Expenses		(1,228,091)	(1,217,140)	(1,218,145)
Other Expenditure		(1,777,525)	(1,978,674)	(1,986,109)
		<u>(67,666,020)</u>	<u>(67,904,150)</u>	<u>(69,748,700)</u>
		3,203,027	35,207,402	(5,323,173)
Non-Operating Grants, Subsidies and Contributions		29,683,691	7,387,692	27,721,031
Profit on Asset Disposals	4	17,050	100,100	100,100
Loss on Asset Disposals	4	(358,100)	(118,500)	(118,500)
		<u>32,545,668</u>	<u>42,576,694</u>	<u>22,379,458</u>
NET RESULT				
Other Comprehensive Income				
Changes on Revaluation of Non-Current Assets		0	0	0
Total Other Comprehensive Income		<u>0</u>	<u>0</u>	<u>0</u>
TOTAL COMPREHENSIVE INCOME		<u><u>32,545,668</u></u>	<u><u>42,576,694</u></u>	<u><u>22,379,458</u></u>

Notes:

All fair value adjustments relating to remeasurement of financial assets at fair value through profit or loss and (if any) changes on revaluation of non-current assets in accordance with the mandating of fair value measurement through Other Comprehensive Income, is impacted upon by external forces and is not able to be reliably estimated at the time of budget adoption.

Fair value adjustments relating to the remeasurement of financial assets at fair value, through profit or loss will be assessed at the time they occur with compensating budget amendments made as necessary.

It is anticipated in all instances, any changes in revaluation of non-current assets will relate to non-cash transactions and as such, have no impact on this budget document.

This statement is to be read in conjunction with the accompanying notes.

TOWN OF PORT HEDLAND
STATEMENT OF COMPREHENSIVE INCOME
BY PROGRAM
FOR THE YEAR ENDED 30 JUNE 2014

	NOTE	2013/14 Budget \$	2012/13 Actuals \$	2012/13 Budget \$
REVENUE (Refer Notes 1,2,8 to 13)				
Governance		57,100	104,603	49,260
General Purpose Funding		27,811,143	25,844,697	26,715,059
Law, Order, Public Safety		237,917	248,857	254,879
Health		81,564	69,018	72,520
Education and Welfare		408,547	215,784	242,709
Housing		351,132	255,835	384,955
Community Amenities		10,941,351	22,441,505	13,120,001
Recreation and Culture		5,265,667	4,275,913	5,117,737
Transport		17,749,978	15,894,955	14,561,542
Economic Services		7,407,887	33,000,288	3,334,517
Other Property and Services		556,760	760,097	572,347
		70,869,047	103,111,551	64,425,527
EXPENSES EXCLUDING				
FINANCE COSTS (Refer Notes 1,2 & 14)				
Governance		(1,268,571)	(2,144,826)	(2,150,616)
General Purpose Funding		(431,996)	(520,360)	(548,443)
Law, Order, Public Safety		(1,781,236)	(1,781,136)	(1,813,693)
Health		(755,660)	(724,635)	(770,493)
Education and Welfare		(2,103,123)	(1,489,053)	(1,504,825)
Housing		(2,814,828)	(2,691,761)	(3,814,522)
Community Amenities		(9,621,417)	(19,607,062)	(18,596,765)
Recreation & Culture		(25,564,812)	(20,469,954)	(21,374,193)
Transport		(18,977,310)	(13,810,367)	(13,057,120)
Economic Services		(3,797,834)	(2,416,739)	(3,269,942)
Other Property and Services		1,092,907	(1,092,671)	(807,205)
		(66,023,880)	(66,748,565)	(67,707,815)
FINANCE COSTS (Refer Notes 2 & 5)				
Governance		(125,465)	(524)	(125,524)
Law, Order, Public Safety		(13,256)	(15,113)	(15,113)
Education and Welfare		(15,781)	(17,992)	(17,992)
Housing		(260,244)	(223,687)	(279,366)
Community Amenities		(94,563)	(17,690)	(624,377)
Recreation and Culture		(1,033,238)	(876,812)	(876,839)
Transport		(96,105)	0	(97,907)
Economic Services		(3,489)	(3,767)	(3,767)
		(1,642,141)	(1,155,585)	(2,040,885)

TOWN OF PORT HEDLAND
STATEMENT OF COMPREHENSIVE INCOME
BY PROGRAM
FOR THE YEAR ENDED 30 JUNE 2014

	NOTE	2013/14 Budget \$	2012/13 Actuals \$	2012/13 Budget \$
NON-OPERATING GRANTS, SUBSIDIES AND CONTRIBUTIONS				
Law, Order, Public Safety		0	0	0
Education and Welfare		0	0	750,000
Housing		0	0	0
Community Amenities		0	0	0
Recreation and Culture		2,270,815	2,185,287	872,745
Transport		27,412,876	1,702,405	22,611,286
Economic Services		0	3,500,000	3,487,000
		<u>29,683,691</u>	<u>7,387,692</u>	<u>27,721,031</u>
PROFIT/(LOSS) ON DISPOSAL OF ASSETS (Refer Note 4)				
Community Amenities		(262,800)	(26,592)	(19,100)
Transport		(78,250)	8,192	700
		<u>(341,050)</u>	<u>(18,400)</u>	<u>(18,400)</u>
NET RESULT		<u>32,545,668</u>	<u>42,576,694</u>	<u>22,379,458</u>
Other Comprehensive Income				
Changes on Revaluation of Non-Current Assets		0	0	0
Total Other Comprehensive Income		<u>0</u>	<u>0</u>	<u>0</u>
TOTAL COMPREHENSIVE INCOME		<u><u>32,545,668</u></u>	<u><u>42,576,694</u></u>	<u><u>22,379,458</u></u>

Notes:

All fair value adjustments relating to remeasurement of financial assets at fair value through profit or loss and (if any) changes on revaluation of non-current assets in accordance with the mandating of fair value measurement through Other Comprehensive Income, is impacted upon by external forces and is not able to be reliably estimated at the time of budget adoption.

Fair value adjustments relating to the remeasurement of financial assets at fair value, through profit or loss will be assessed at the time they occur with compensating budget amendments made as necessary.

It is anticipated in all instances, any changes in revaluation of non-current assets will relate to non-cash transactions and as such, have no impact on this budget document.

This statement is to be read in conjunction with the accompanying notes.

TOWN OF PORT HEDLAND
STATEMENT OF CASH FLOWS
FOR THE YEAR ENDED 30 JUNE 2014

	NOTE	2013/14 Budget \$	2012/13 Actuals \$	2012/13 Budget \$
Cash Flows From Operating Activities				
Receipts				
Rates		21,880,846	18,355,226	21,594,742
Operating Grants, Subsidies & Contributions		8,373,253	7,293,324	4,763,818
Fees and Charges		32,626,522	50,164,431	29,136,438
Service Charges		-	-	-
Interest Earnings		2,355,113	2,816,149	4,022,284
Goods and Services Tax		-	-	-
Other		1,038,973	923,188	1,165,666
		<u>66,274,708</u>	<u>79,552,317</u>	<u>60,682,948</u>
Payments				
Employee Costs		25,628,220	22,398,977	23,612,441
Materials and Contracts		16,784,217	22,101,582	22,591,102
Utility Charges		4,955,191	3,280,880	2,857,597
Insurance Expenses		1,228,091	1,217,140	1,230,580
Interest Expenses		1,661,733	1,155,585	2,040,885
Goods and Services Tax		-	-	-
Other		1,827,525	1,978,674	1,908,697
		<u>52,084,977</u>	<u>52,132,837</u>	<u>54,241,302</u>
Net Cash Provided By Operating Activities	15(b)	<u>14,189,730</u>	<u>27,419,480</u>	<u>6,441,646</u>
Cash Flows from Investing Activities				
Payments for Development of Land Held for Resale	3	0	0	0
Payments for Purchase of Property, Plant & Equipment	3	(29,037,727)	(19,921,842)	(34,662,014)
Payments for Construction of Infrastructure Work in Progress	3	(33,110,796)	(8,145,159)	(36,425,030)
		0	0	0
Non-Operating Grants, Subsidies and Contributions used for the Development of Assets		29,683,691	7,387,692	27,821,031
Proceeds from Sale of Plant & Equipment	4	465,950	285,500	515,500
Proceeds from Advances		(0)	0	0
Net Cash Used in Investing Activities		<u>(31,998,883)</u>	<u>(20,393,809)</u>	<u>(42,750,513)</u>
Cash Flows from Financing Activities				
Repayment of Debentures	5	(1,426,191)	(967,290)	(3,215,202)
Transfer from Trust - Public Open Space		0	0	0
Transfer of Self Supporting Loans		0	0	(500,000)
Proceeds from Self Supporting Loans		196,672	63,639	2,149,816
Proceeds from New Debentures	5	8,175,139	6,100,111	26,946,853
Net Cash Provided By (Used In) Financing Activities		<u>6,945,620</u>	<u>5,196,460</u>	<u>25,381,466</u>
Net Increase (Decrease) in Cash Held		<u>(10,863,532)</u>	<u>12,222,131</u>	<u>(10,927,402)</u>
Cash at Beginning of Year		89,340,856	77,118,725	70,020,271
Cash and Cash Equivalents at the End of the Year	15(a)	<u><u>78,477,324</u></u>	<u><u>89,340,856</u></u>	<u><u>59,092,869</u></u>

This statement is to be read in conjunction with the accompanying notes.

TOWN OF PORT HEDLAND
RATE SETTING STATEMENT
FOR THE YEAR ENDED 30 JUNE 2014

	NOTE	2013/14 Budget \$	2012/13 Actuals \$	2012/13 Budget \$
REVENUES				
	1,2			
Governance		57,100	104,603	49,260
General Purpose Funding		5,253,570	7,030,255	4,679,608
Law, Order, Public Safety		237,917	248,857	254,879
Health		81,564	69,018	72,520
Education and Welfare		408,547	215,784	992,709
Housing		351,132	255,835	384,955
Community Amenities		10,945,651	22,492,205	13,170,701
Recreation and Culture		7,536,482	6,461,200	5,990,482
Transport		45,175,604	17,646,760	37,222,228
Economic Services		7,407,887	36,500,288	6,821,517
Other Property and Services		556,760	760,097	572,347
		78,012,215	91,784,901	70,211,206
EXPENSES				
	1,2			
Governance		(1,394,036)	(2,145,350)	(2,276,140)
General Purpose Funding		(431,996)	(520,360)	(548,443)
Law, Order, Public Safety		(1,794,492)	(1,796,249)	(1,828,806)
Health		(755,660)	(724,635)	(770,493)
Education and Welfare		(2,118,904)	(1,507,045)	(1,522,817)
Housing		(3,075,073)	(2,915,448)	(4,093,888)
Community Amenities		(9,983,080)	(19,624,752)	(19,221,142)
Recreation & Culture		(26,598,050)	(21,346,766)	(22,251,032)
Transport		(19,164,415)	(13,928,867)	(13,273,527)
Economic Services		(3,801,323)	(2,420,506)	(3,273,709)
Other Property and Services		1,092,907	(1,092,671)	(807,205)
		(68,024,121)	(68,022,650)	(69,867,200)
Net Operating Result Excluding Rates		9,988,095	23,762,251	344,007
Adjustments for Cash Budget Requirements:				
Non-Cash Expenditure and Revenue				
Initial recognition of Assets due to change in Regulations				
- Land		0	0	0
- Intangibles		0	0	0
(Profit)/Loss on Asset Disposals	4	341,050	18,400	18,400
Depreciation & Amortisation on Assets	2(a)	11,091,797	9,858,394	9,858,394
Capital Expenditure and Revenue				
Purchase Land and Buildings	3	(24,993,570)	(16,386,037)	(34,407,200)
Purchase Infrastructure Assets - Roads and Other	3	(36,863,457)	(5,748,768)	(40,692,956)
Purchase Infrastructure Assets - Parks and Ovals	3	(4,525,039)	(2,825,083)	(3,188,332)
Purchase Plant and Equipment	3	(5,552,459)	(4,337,541)	(3,642,630)
Purchase Furniture and Equipment	3	(20,000)	(246,782)	(86,500)
Proceeds from Disposal of Assets	4	465,950	285,500	515,500
Repayment of Debentures	5	(1,426,191)	(967,290)	(3,215,201)
Transfer to Self Supporting Loans	5	0	0	(500,000)
Proceeds from New Debentures	5	8,175,139	6,100,110	30,891,853
Self-Supporting Loan Principal Revenue		196,672	63,639	2,149,816
Transfer from Trust		0	0	0
Transfers to Reserves (Restricted Assets)	6	(41,380,765)	(80,890,795)	(25,792,248)
Transfers from Reserves (Restricted Assets)	6	58,682,185	48,685,565	38,563,689
ADD Estimated Surplus/(Deficit) July 1 B/Fwd	7	3,263,020	7,077,015	7,147,958
LESS Estimated Surplus/(Deficit) June 30 C/Fwd	7	0	3,263,020	0
Amount Required to be Raised from Rates	8	(22,557,572)	(18,814,442)	(22,035,451)

This statement is to be read in conjunction with the accompanying notes.

TOWN OF PORT HEDLAND
NOTES TO AND FORMING PART OF THE BUDGET
FOR THE YEAR ENDED 30 JUNE 2014

1. SIGNIFICANT ACCOUNTING POLICIES

The significant accounting policies which have been adopted in the preparation of this financial report are:

(a) Basis of Accounting

The budget has been prepared in accordance with applicable Australian Accounting Standards (as they apply to local government and not-for-profit entities), Australian Accounting Interpretations, other authoritative pronouncements of the Australian Accounting Standards Board, the Local Government Act 1995 and accompanying regulations.

Except for cash flow and rate setting information, the budget has also been prepared on the accrual basis and is based on historical costs, modified, where applicable, by the measurement at fair value of selected non-current assets, financial assets and liabilities.

(b) The Local Government Reporting Entity

All Funds through which the Council controls resources to carry on its functions have been included in the financial statements forming part of this budget.

In the process of reporting on the local government as a single unit, all transactions and balances between those funds (for example, loans and transfers between Funds) have been eliminated.

All monies held in the Trust Fund are excluded from the financial statements, but a separate statement of those monies appears at Note 16 to this budget document.

(c) 2012/13 Actuals

Balances shown in this budget as 2012/13 Actuals are as forecast at the time of budget preparation and are subject to final adjustments.

(d) Rounding Off Figures

All figures shown in this budget, other than a rate in the dollar, are rounded to the nearest dollar.

(e) Rates, Grants, Donations and Other Contributions

Rates, grants, donations and other contributions are recognised as revenues when the local government obtains control over the assets comprising the contributions.

Control over assets acquired from rates is obtained at the commencement of the rating period or, where earlier, upon receipt of the rates.

(f) Goods and Services Tax

Revenues, expenses and assets are recognised net of the amount of GST, except where the amount of GST incurred is not recoverable from the Australian Taxation Office (ATO).

Receivables and payables are stated inclusive of GST receivable or payable. The net amount of GST recoverable from, or payable to, the ATO is included with receivables or payables in the statement of financial position.

Cash flows are presented on Gross basis. The GST components of cashflows arising from investing or financing activities which are recoverable from, or payable to, the ATO are presented as operating cash flows.

(g) Superannuation

The Council contributes to a number of superannuation funds on behalf of employees.

All funds to which the Council contributes are defined contribution plans.

(h) Cash and Cash Equivalents

Cash and cash equivalents include cash on hand, cash at bank, deposits available on demand with banks, other short term highly liquid investments with original maturities of three months or less that are readily convertible to known amounts of cash and which are subject to an insignificant risk of changes in value and bank overdrafts.

Bank overdrafts are shown as short term borrowings in current liabilities on the statement of financial position.

TOWN OF PORT HEDLAND
NOTES TO AND FORMING PART OF THE BUDGET
FOR THE YEAR ENDED 30 JUNE 2014

1. SIGNIFICANT ACCOUNTING POLICIES (Continued)

(i) Trade and Other Receivables

Trade and other receivables include amounts due from ratepayers for unpaid rates and services charges and other amounts due from third parties for goods sold and services performed in the ordinary course of business.

Receivables expected to be collected within 12 months of the end of the reporting period are classified as current assets. All other receivables are classified as non-current assets.

Collectibility of trade and other receivables is reviewed on an ongoing basis. Debts that are known to be uncollectible are written off when identified. An allowance for doubtful debts is raised when there is objective evidence that they will not be collectible.

(j) Inventories

General

Inventories are measured at the lower of cost and net realisable value.

Net realisable value is the estimated selling price in the ordinary course of business less the estimated costs of completion and the estimated costs necessary to make the sale.

Land Held for Resale

Land purchased for development and/or resale is valued at the lower of cost and net realisable value. Cost includes the cost of acquisition, development, borrowing costs and holding costs until completion of development. Finance costs and holding charges incurred after development is complete are expensed.

Gains and losses are recognised in profit or loss at the time of signing an unconditional contract of sale if significant risks and rewards, and effective control over the land, are passed on to the buyer at this point.

Land held for resale is classified as current except where it is held as non-current based on Council's intentions to release for sale.

(k) Fixed Assets

Each class of fixed assets is carried at cost or fair value as indicated less, where applicable, any accumulated depreciation or impairment losses.

Mandatory Requirement to Revalue Non-Current Assets

Effective from 1 July 2012, the Local Government (Financial Management) Regulations were amended and the measurement of non-current assets at Fair Value became mandatory.

The amendments allow for a phasing in of fair value in relation to fixed assets over three years as follows:

- (a) for the financial year ending on 30 June 2013, the fair value of all the assets of the local government that are plant and equipment; and
- (b) for the financial year ending on 30 June 2014, the fair value of all of the assets of the local government -
 - (i) that are plant and equipment; and
 - (ii) that are -
 - (I) land and buildings; or
 - (II) infrastructure;

and

- (c) for a financial year ending on or after 30 June 2015, the fair value of all of the assets of the local government.

Council has commenced the process of adopting Fair Value in accordance with the Regulations.

Initial Recognition

All assets are initially recognised at cost. Cost is determined as the fair value of the assets given as consideration plus costs incidental to the acquisition. For assets acquired at no cost or for nominal consideration, cost is determined as fair value at the date of acquisition. The cost of non-current assets constructed by the Council includes the cost of all materials used in construction, direct labour on the project and an appropriate proportion of variable and fixed overhead.

Subsequent costs are included in the asset's carrying amount or recognised as a separate asset, as appropriate, only when it is probable that future economic benefits associated with the item will flow to the Council and the cost of the item can be measured reliably. All other repairs and maintenance are recognised as expenses in the statement of comprehensive income in the period in which they are incurred.

TOWN OF PORT HEDLAND
NOTES TO AND FORMING PART OF THE BUDGET
FOR THE YEAR ENDED 30 JUNE 2014

1. SIGNIFICANT ACCOUNTING POLICIES (Continued)

Revaluation

When performing a revaluation, the Council uses a mix of both independent and management valuations using the following as a guide:

Revalued assets are carried at their fair value being the price that would be received to sell the asset, in an orderly transaction between market participants at the measurement date (Level 1 inputs in the fair value hierarchy).

For land and buildings, fair value will be determined based on the nature of the asset class. For land and non-specialised buildings, fair value is determined on the basis of observable open market values of similar assets, adjusted for conditions and comparability at their highest and best use (Level 2 inputs in the fair value hierarchy).

With regards to specialised buildings, fair value is determined having regard for current replacement cost and both observable and unobservable costs. These include construction costs based on recent contract prices, current condition (observable Level 2 inputs in the fair value hierarchy), residual values and remaining useful life assessments (unobservable Level 3 inputs in the fair value hierarchy).

For infrastructure and other asset classes, fair value is determined to be the current replacement cost of an asset (Level 2 inputs in the fair value hierarchy) less, where applicable, accumulated depreciation calculated on the basis of such cost to reflect the already consumed or expired future economic benefits of the asset (Level 3 inputs in the fair value hierarchy).

Increases in the carrying amount arising on revaluation of assets are credited to a revaluation surplus in equity. Decreases that offset previous increases of the same asset are recognised against revaluation surplus directly in equity. All other decreases are recognised in profit or loss.

Any accumulated depreciation at the date of revaluation is eliminated against the gross carrying amount of the asset and the net amount is restated to the revalued amount of the asset.

Those assets carried at a revalued amount, being their fair value at the date of revaluation less any subsequent accumulated depreciation and accumulated impairment losses, are to be revalued with sufficient regularity to ensure the carrying amount does not differ materially from that determined using fair value at reporting date.

In addition, the amendments to the Financial Management Regulations mandating the use of Fair Value imposes a further minimum 3 year revaluation requirement. As a minimum, all assets carried at a revalued amount, will be revalued at least every 3 years.

Transitional Arrangements

During the time it takes to transition the carrying value of non-current assets from the cost approach to the fair value approach, the Council may still be utilising both methods across differing asset classes.

Those assets carried at cost will be carried in accordance with the policy detailed in the ***Initial Recognition*** section as detailed above.

Those assets carried at fair value will be carried in accordance with the ***Revaluation*** Methodology section as detailed above.

Early Adoption of AASB113 - Fair Value Measurement

Whilst the new accounting standard in relation to Fair Value, AASB 13 - *Fair Value Measurement* did not become applicable until the year ended 30 June 2014 (in relation to this Council), given the legislative need to commence using Fair Value methodology for this reporting period, the Council chose to early adopt AASB 13 (as allowed for in the standard).

As a consequence, the principles embodied in AASB 13 - *Fair Value Measurement* were applied to the previous reporting period being the year ended 30 June 2013 (2012/13 Actual in this budget document).

TOWN OF PORT HEDLAND
NOTES TO AND FORMING PART OF THE BUDGET
FOR THE YEAR ENDED 30 JUNE 2014

1. SIGNIFICANT ACCOUNTING POLICIES (Continued)

(l) Fixed Assets (Continued)

Land Under Roads

In Western Australia, all land under roads is Crown Land, the responsibility for managing which, is vested in the local government.

Effective as at 1 July 2008, Council elected not to recognise any value for land under roads acquired on or before 30 June 2008. This accords with the treatment available in Australian Accounting Standard AASB 1051 Land Under Roads and the fact Local Government (Financial Management) Regulation 16(a)(i) prohibits local governments from recognising such land as an asset.

In respect of land under roads acquired on or after 1 July 2008, as detailed above, Local Government (Financial Management) Regulation 16(a)(i) prohibits local governments from recognising such land as an asset.

Whilst this treatment is inconsistent with the requirements of AASB 1051, Local Government (Financial Management) Regulation 4(2) provides, in the event of such an inconsistency, the Local Government (Financial Management) Regulations prevail.

Consequently, any land under roads acquired on or after 1 July 2008 is not included as an asset of the Council.

Depreciation of Non-Current Assets

All non-current assets having a limited useful life (excluding freehold land) are systematically depreciated over their useful lives in a manner which reflects the consumption of the future economic benefits embodied in those assets. Assets are depreciated from the date of acquisition or, in respect of internally constructed assets, from the time the asset is completed and held ready for use.

Depreciation is recognised on a straight-line basis, using rates which are reviewed each reporting period. Major depreciation periods are:

Buildings	30 to 50 years
Furniture and Equipment	4 to 10 years
Plant and Equipment	5 to 15 years
Sealed roads and streets	
formation	not depreciated
pavement	50 years
sealed	
- bituminous seals	20 years
- asphalt surfaces	25 years
Gravel roads	
formation	not depreciated
pavement	50 years
gravel sheet	12 years
Formed roads	
formation	not depreciated
pavement	50 years
Footpaths - slab	20 years
Sewerage piping	100 years
Water supply piping & drainage systems	75 years

The assets residual values and useful lives are reviewed, and adjusted if appropriate, at the end of each reporting period.

An asset's carrying amount is written down immediately to its recoverable amount if the asset's carrying amount is greater than its estimated recoverable amount.

TOWN OF PORT HEDLAND
NOTES TO AND FORMING PART OF THE BUDGET
FOR THE YEAR ENDED 30 JUNE 2014

1. SIGNIFICANT ACCOUNTING POLICIES (Continued)

Gains and losses on disposals are determined by comparing proceeds with the carrying amount. These gains and losses are included in the statement of comprehensive income. When revalued assets are sold, amounts included in the revaluation surplus relating to that asset are transferred to retained earnings.

Capitalisation Threshold

Expenditure on items of equipment under \$2,000 is not capitalised. Rather it is recorded on an asset inventory listing.

(I) Financial Instruments

Initial Recognition and Measurement

Financial assets and financial liabilities are recognised when the Council becomes a party to the contractual provisions to the instrument. For financial assets, this is equivalent to the date that the Council commits itself to either the purchase or sale of the asset (ie trade date accounting is adopted).

Financial instruments are initially measured at fair value plus transaction costs, except where the instrument is classified 'at fair value through profit or loss', in which case transaction costs are expensed to profit or loss immediately.

Classification and Subsequent Measurement

Financial instruments are subsequently measured at fair value, amortised cost using the effective interest rate method or at cost.

Fair value represents the amount for which an asset could be exchanged or a liability settled, between knowledgeable, willing parties. Where available, quoted prices in an active market are used to determine fair value. In other circumstances, valuation techniques are adopted.

Amortised cost is calculated as:

- (a) the amount in which the financial asset or financial liability is measured at initial recognition;
- (b) less principal repayments;
- (c) plus or minus the cumulative amortisation of the difference, if any, between the amount initially recognised and the maturity amount calculated using the effective interest rate method; and
- (b) less any reduction for impairment.

The effective interest rate method is used to allocate interest income or interest expense over the relevant period and is equivalent to the rate that exactly discounts estimated future cash payments or receipts (including fees, transaction costs and other premiums or discounts) through the expected life (or when this cannot be reliably predicted, the contractual term) of the financial instrument to the net carrying amount of the financial asset or financial liability. Revisions to expected future net cash flows will necessitate an adjustment to the carrying value with a consequential recognition of an income or expense in profit or loss.

(i) Financial assets at fair value through profit and loss

Financial assets at fair value through profit or loss are financial assets held for trading. A financial asset is classified in this category if acquired principally for the purpose of selling in the short term. Derivatives are classified as held for trading unless they are designated as hedges. Assets in this category are classified as current assets.

(ii) Loans and receivables

Loans and receivables are non-derivative financial assets with fixed or determinable payments that are not quoted in an active market and are subsequently measured at amortised cost.

Loans and receivables are included in current assets, except for those which are not expected to mature within 12 months after the end of the reporting period.

TOWN OF PORT HEDLAND
NOTES TO AND FORMING PART OF THE BUDGET
FOR THE YEAR ENDED 30 JUNE 2014

1. SIGNIFICANT ACCOUNTING POLICIES (Continued)

iii) Held-to-maturity investments

Held-to-maturity investments are non-derivative financial assets with fixed maturities and fixed or determinable payments that the Council's management has the positive intention and ability to hold to maturity.

Held-to-maturity investments are included in current assets, where they are expected to mature within 12 months after the end of the reporting period. All other investments are classified as non-current assets.

They are subsequently measured at fair value with changes in such fair value (i.e. gains or losses) recognised in other comprehensive income (except for impairment losses). When the financial asset is de recognised, the cumulative gain or loss pertaining to that asset previously recognised in other comprehensive income is reclassified into profit or loss.

(iv) Available-for-sale financial assets

Available-for-sale financial assets are non-derivative financial assets that are either not suitable to be classified into other categories of financial assets due to their nature, or they are designated as such by management. They comprise investments in the equity of other entities where there is neither a fixed maturity nor fixed or determinable payments.

They are subsequently measured at fair value with changes in such fair value (i.e. gains or losses) recognised in other comprehensive income (except for impairment losses). When the financial asset is de recognised, the cumulative gain or loss pertaining to that asset previously recognised in other comprehensive income is reclassified into profit or loss.

Available-for-sale financial assets are included in non-current assets, except for those which are expected to mature within 12 months of the end of the reporting period.

(v) Financial liabilities

Non-derivative financial liabilities (excluding financial guarantees) are subsequently measured at amortised cost.

Impairment

At the end of each reporting period, the Council assesses whether there is objective evidence that a financial instrument has been impaired. In the case of available-for-sale financial instruments, a prolonged decline in the value of the instrument is considered to determine whether impairment has arisen. Impairment losses are recognised in the statement of comprehensive income. Any cumulative decline in fair value is reclassified to profit or loss at this point.

Derecognition

Financial assets are derecognised where the contractual rights for receipt of cash flows expire or the asset is transferred to another party, whereby the Council no longer has any significant continual involvement in the risks and benefits associated with the asset.

Financial liabilities are derecognised where the related obligations are discharged, cancelled or expired. The difference between the carrying amount of the financial liability extinguished or transferred to another party and the fair value of the consideration paid, including the transfer of non cash assets or liabilities assumed, is recognised in profit or loss.

TOWN OF PORT HEDLAND
NOTES TO AND FORMING PART OF THE BUDGET
FOR THE YEAR ENDED 30 JUNE 2014

1. SIGNIFICANT ACCOUNTING POLICIES (Continued)

(m) Impairment

In accordance with Australian Accounting Standards the Council's assets, other than inventories, are assessed at each reporting date to determine whether there is any indication they may be impaired.

Where such an indication exists, an impairment test is carried out on the asset by comparing the recoverable amount of the asset, being the higher of the asset's fair value less costs to sell and value in use, to the asset's carrying amount.

Any excess of the asset's carrying amount over its recoverable amount is recognised immediately in profit or loss, unless the asset is carried at a revalued amount in accordance with another standard (eg. AASB 116) where by any impairment loss of a revalued asset is treated as a revaluation decrease in accordance with that other standard.

For non-cash generating assets such as roads, drains, public buildings and the like, value in use is represented by the depreciated replacement cost of the asset.

At the time of adopting the budget, it is not possible to estimate the amount of impairment losses (if any) as at 30 June 2013.

In any event, an impairment loss is a non-cash transaction and consequently, has no impact on this budget document.

(n) Trade and Other Payables

Trade and other payables represent liabilities for goods and services provided to the Council prior to the end of the financial year that are unpaid and arise when the Council becomes obliged to make future payments in respect of the purchase of these goods and services.

The amounts are unsecured and are usually paid within 30 days of recognition.

(o) Employee Benefits

Provision is made for the Council's liabilities for employee benefits arising from services rendered by employees to the end of the reporting period. Employee benefits that are expected to be settled within one year have been measured at the amounts expected to be paid when the liability is settled. Employee benefits payable later than one year have been measured at the present value of the estimated future cash outflows to be made for those benefits. In determining the liability, consideration is given to employee wage increases and the probability that the employee may not satisfy vesting requirements. Those cash flows are discounted using market yields on national government bonds with terms and maturity that match the expected timing of cash flows.

(p) Borrowing Costs

Borrowing costs are recognised as an expense when incurred except where they are directly attributable to the acquisition, construction or production of a qualifying asset. Where this is the case, they are capitalised as part of the cost of the particular asset.

TOWN OF PORT HEDLAND
NOTES TO AND FORMING PART OF THE BUDGET
FOR THE YEAR ENDED 30 JUNE 2014

1. SIGNIFICANT ACCOUNTING POLICIES (Continued)

(q) Provisions

Provisions are recognised when:

- a) the Council has a present legal or constructive obligation as a result of past events;
- b) for which it is probable that an outflow of economic benefits will result to settle the obligation; and
- c) that outflow can be reliably measured.

Provisions are measured using the best estimate of the amounts required to settle the obligation at the end of the reporting period.

(r) Current and Non-Current Classification

In the determination of whether an asset or liability is current or non-current, consideration is given to the time when each asset or liability is expected to be settled. The asset or liability is classified as current if it is expected to be settled within the next 12 months, being the Council's operational cycle. In the case of liabilities where Council does not have the unconditional right to defer settlement beyond 12 months, such as vested long service leave, the liability is classified as current even if not expected to be settled within the next 12 months. Inventories held for trading are classified as current even if not expected to be realised in the next 12 months except for land held for resale where it is held as non-current based on Council's intentions to release for sale.

(s) Comparative Figures

Where required, comparative figures have been adjusted to conform with changes in presentation of the current budget year.

(t) Budget Comparative Figures

Unless otherwise stated, the budget comparative figures shown in this budget document relate to the original budget estimate for the relevant item of disclosure.

TOWN OF PORT HEDLAND
NOTES TO AND FORMING PART OF THE BUDGET
FOR THE YEAR ENDED 30 JUNE 2014

	2013/14 Budget \$	2012/13 Actuals \$	2012/13 Budget \$
2. REVENUES AND EXPENSES			
(a) Net Result from Ordinary Activities was arrived at after:			
(i) Charging as Expenses:			
Auditors Remuneration			
Audit Services	21,500	20,000	20,000
Other Services	28,500	70,000	30,000
Depreciation			
By Program			
Governance	402,446	357,683	357,683
General Purpose Funding	0	0	0
Law, Order, Public Safety	211,256	187,758	187,758
Health	68,811	61,157	61,157
Education and Welfare	215,463	78,188	78,188
Housing	264,744	348,915	348,915
Community Amenities	524,651	466,296	466,296
Recreation and Culture	4,398,683	3,909,429	3,909,429
Transport	4,169,518	3,705,754	3,705,754
Economic Services	27,096	24,082	24,082
Other Property and Services	809,129	719,132	719,132
	11,091,797	9,858,394	9,858,394
By Class			
Land and Buildings	2,207,994	1,962,466	1,962,466
Furniture and Equipment	775,918	689,636	689,636
Plant and Equipment	2,190,716	1,947,109	1,947,109
Roads and Other	5,572,664	4,952,986	4,952,986
Footpaths	5,934	5,274	5,274
Drainage	338,571	300,922	300,922
	11,091,797	9,858,394	9,858,393
Borrowing Costs (Interest)			
- Finance Lease Charges	0	0	0
- Debentures (<i>refer note 5(a)</i>)	1,661,733	1,155,585	2,040,885
	1,661,733	1,155,585	2,040,885
Rental Charges			
- Operating Leases	320,000	300,000	300,000
	320,000	300,000	300,000
(ii) Crediting as Revenues:			
Interest Earnings			
Investments			
- Reserve Funds	503,100	886,004	986,000
- BHP Reserve Funds	121,700	300,529	336,983
- Other Funds	1,580,000	1,501,935	2,002,500
- Loans	90,313	62,681	636,801
Other Interest Revenue (<i>refer note 13</i>)	60,000	65,000	60,000
	2,355,113	2,816,149	4,022,284

TOWN OF PORT HEDLAND
NOTES TO AND FORMING PART OF THE BUDGET
FOR THE YEAR ENDED 30 JUNE 2014

2. REVENUES AND EXPENSES (Continued)

(b) Statement of Objective

In order to discharge its responsibilities to the community, Council has developed a set of operational and financial objectives. These objectives have been established both on an overall basis and for each of its broad activities/programs.

Council operations as disclosed in this budget encompass the following service orientated activities/programs:

COMMUNITY VISION

The Town of Port Hedland's vision is "a nationally significant, friendly city, where people want to live and are proud to call home."

GOVERNANCE

Objective: To provide a decision making process for the efficient allocation of scarce resources.

Activities: Administration and operation of facilities and services to members of council; other costs that relate to the tasks of assisting elected members and ratepayers on matters which do not concern specific council services.

GENERAL PURPOSE FUNDING

Objective: To collect revenue to allow for the provision of services.

Activities: Rates, general purpose government grants and interest revenue.

LAW, ORDER, PUBLIC SAFETY

Objective: To provide services to help ensure a safer community.

Activities: Supervision of various by-laws, fire prevention, emergency services & animal control.

HEALTH

Objective: To provide an operational framework for good community health.

Activities: Food quality and pest control, and Aboriginal Environment health

EDUCATION AND WELFARE

Objective: To meet the needs of the community in these areas.

Activities: Operation of senior and frail citizens' centres, day care centres and theatre; and assistance to playgroups, aged care and other voluntary services.

HOUSING

Objective: Help ensure adequate housing.

Activities: Maintenance of staff and community housing.

COMMUNITY AMENITIES

Objective: Provide services required by the community

Activities: Rubbish Collection services, operation of tips, administration of the town planning scheme, maintenance of cemeteries, maintenance of rest centre and storm water drainage.

RECREATION AND CULTURE

Objective: To establish and manage efficiently infrastructure and resources which will help the social wellbeing of the community.

Activities: Maintenance of halls, aquatic centres, recreation centres and various reserves; operation of library and arts centre operations.

TOWN OF PORT HEDLAND
NOTES TO AND FORMING PART OF THE BUDGET
FOR THE YEAR ENDED 30 JUNE 2014

2. REVENUES AND EXPENSES (Continued)

(b) Statement of Objective (Continued)

TRANSPORT

Objective: To provide effective and efficient transport services to the community.

Activities: Airport operations; construction and maintenance of streets, roads, bridges; cleaning and lighting of streets.

ECONOMIC SERVICES

Objective: To help promote the Town and improve its economic wellbeing.

Activities: The regulation and provision of tourism, area promotion, building control and cattleyards.

OTHER PROPERTY SERVICES

Activities: Private works operation, plant repairs and operation costs.

3. ACQUISITION OF ASSETS

The following assets are budgeted to be acquired during the year:

<u>By Program</u>	2013/14 Budget \$
Governance	
Plant and Equipment	481,159
Law, Order, Public Safety	
Plant and Equipment	5,000
Health	
Plant and Equipment	0
Education and Welfare	
Land and Buildings	50,000
Housing	
Land and Buildings	1,269,000
Community Amenities	
Plant and Equipment	3,115,000
Land and Buildings	1,415,000
Infrastructure Assets - Parks and Ovals	1,010,793
Recreation and Culture	
Plant and Equipment	108,000
Furniture and Equipment	10,000
Land and Buildings	13,868,219
Infrastructure Assets - Parks and Ovals	3,214,246
Transport	
Plant and Equipment	1,853,300
Land and Buildings	8,229,212
Infrastructure Assets - Parks and Ovals	300,000
Infrastructure Assets - Roads and Other	36,863,457
Economic Services	
Land and Buildings	162,139
Other Property and Services	
	0
	<u>71,954,524</u>
<u>By Class</u>	
Land Held for Resale	
Land and Buildings	24,993,570
Infrastructure Assets - Roads & Other	36,863,457
Infrastructure Assets - Parks and Ovals	4,525,039
Plant and Equipment	5,552,459
Furniture and Equipment	20,000
	<u>71,954,524</u>

A detailed breakdown of acquisitions on an individual asset basis can be found in the supplementary information attached to this budget document.

TOWN OF PORT HEDLAND
NOTES TO AND FORMING PART OF THE BUDGET
FOR THE YEAR ENDED 30 JUNE 2014

4. DISPOSALS OF ASSETS

The following assets are budgeted to be disposed of during the year.

<u>By Program</u>	Net Book Value	Sale Proceeds	Profit (Loss)
	2013/14 BUDGET \$	2013/14 BUDGET \$	2013/14 BUDGET \$
Transport			
PS0020 - Stihl - Blower	0	50	50
PS0021 - Stihl - Blower	0	50	50
PS0022 - Stihl - Blower	0	50	50
PS0023 - Stihl - Blower	0	50	50
PS0024 - Stihl - Blower	0	50	50
P12080911 - Honda - Whippersnipper	400	50	(350)
Small Plant - Stihl - Blower	0	50	50
P12081010 - Stihl - Blower	100	50	(50)
P12088446 - Stihl - Blower	0	50	50
P1208450 - Stihl - Blower	0	50	50
P12088451 - Stihl - Blower	0	50	50
P11111011 - Stihl - Chain Saw	0	200	200
P170513939 - Stihl - Chain Saw	0	200	200
P12080610 - Stihl - Chain Saw	100	200	100
P12088461 - Stihl - Chain Saw	0	200	200
P170686014 - Stihl - Chain Saw	0	200	200
P171846580 - Stihl - Chain Saw	0	200	200
P12080311 - Stihl - Chain Saw	300	200	(100)
P39725 - Howard - Mower - Roller Procut Wide Reach	0	2,000	2,000
P399272 - Howard - Mower - Slasher	0	1,500	1,500
P399273 - Howard - Mower - Slasher	0	1,500	1,500
P12081107 - Honda - Push Mower	200	200	0
P12083710 - Honda - Buffalo Bull Rotary Mower	700	200	(500)
P12085710 - Honda - Buffalo Push Mower Classic	0	200	200
P12088468 - Stihl - Pole Saw	0	200	200
P12081410 - Stihl - Pole Saw	300	200	(100)
Small Plant - Stihl - Pole Saw	0	200	200
P12088462 - Stihl - Hedge Trimmer	0	100	100
Small Plant - Stihl - Hedge Trimmer	0	100	100
P297205 - Wacker - Petrol Driven Vibro Rammer	0	100	100
P12080710 - Stihl - Whippersnipper #18	300	100	(200)
Small Plant - Stihl - Whippersnipper #24	0	100	100
Small Plant - Stihl - Whippersnipper #25	0	100	100
P12080611 - Honda - Whippersnipper	400	100	(300)
P1208691 - Stihl - Whippersnipper	0	100	100
PH10290 - Toyota Hilux	17,300	10,000	(7,300)
PH11239 - Toyota Hilux	21,100	7,000	(14,100)
1DMA059 - Mitsubishi Triton	12,500	1,000	(11,500)
PH10695 - Toyota Hilux	15,200	7,000	(8,200)
PH9876 - Toyota Camry	10,800	7,000	(3,800)
PH10849 - Toyota Hilux	25,500	16,000	(9,500)
PH10814 - Toyota Hilux	25,500	16,000	(9,500)
PH11635 - Toyota Hilux	13,800	10,000	(3,800)
P12081208 - Truck - Hino 300 Series - Patching Truck	50,500	35,000	(15,500)
P1110110 - Trailer - Cmade - Graffiti	0	5,000	5,000
P12081508 - Mower - Verti - 1310 - Tidy Turf	12,200	6,000	(6,200)
Community Amenities			
PH11483 - Nissan Navara	13,200	6,000	(7,200)
PH10213 - Toyota Hilux	12,500	6,000	(6,500)
P10020207 - Truck - Iveco - Acco - Rubbish Truck with Arm	108,900	30,000	(78,900)
P10041109 - Truck - Series II-295 - Rubbish Truck, Large Rear Loader	167,700	135,000	(32,700)
P20400 - Iveco Acco Truck - Rubbish Truck with Compactor	25,700	30,000	4,300
P10040107 - Landfill - Bomag - BC572RB - Compactor	181,900	100,000	(81,900)
P10040207 - Excavator - R200W-Z Rolex - Excavator Rubber Tyred	89,900	30,000	(59,900)
	807,000	465,950	(341,050)

TOWN OF PORT HEDLAND
NOTES TO AND FORMING PART OF THE BUDGET
FOR THE YEAR ENDED 30 JUNE 2014

4. DISPOSALS OF ASSETS (Continued)

The following assets are budgeted to be disposed of during the year.

<u>By Class</u>	Net Book Value	Sale Proceeds	Profit(Loss)
	2013/14 BUDGET \$	2013/14 BUDGET \$	2013/14 BUDGET \$
Plant and Equipment			
PS0020 - Stihl - Blower	-	50	50
PS0021 - Stihl - Blower	-	50	50
PS0022 - Stihl - Blower	-	50	50
PS0023 - Stihl - Blower	-	50	50
PS0024 - Stihl - Blower	-	50	50
P12080911 - Honda - Whippersnipper	400	50	(350)
Small Plant - Stihl - Blower	-	50	50
P12081010 - Stihl - Blower	100	50	(50)
P12088446 - Stihl - Blower	-	50	50
P1208450 - Stihl - Blower	-	50	50
P12088451 - Stihl - Blower	-	50	50
P11111011 - Stihl - Chain Saw	-	200	200
P170513939 - Stihl - Chain Saw	-	200	200
P12080610 - Stihl - Chain Saw	100	200	100
P12088461 - Stihl - Chain Saw	-	200	200
P170686014 - Stihl - Chain Saw	-	200	200
P171846580 - Stihl - Chain Saw	-	200	200
P12080311 - Stihl - Chain Saw	300	200	(100)
P39725 - Howard - Mower - Roller Procut Wide Reach	-	2,000	2,000
P399272 - Howard - Mower - Slasher	-	1,500	1,500
P399273 - Howard - Mower - Slasher	-	1,500	1,500
P12081107 - Honda - Push Mower	200	200	0
P12083710 - Honda - Buffalo Bull Rotary Mower	700	200	(500)
P12085710 - Honda - Buffalo Push Mower Classic	-	200	200
P12088468 - Stihl - Pole Saw	-	200	200
P12081410 - Stihl - Pole Saw	300	200	(100)
Small Plant - Stihl - Pole Saw	-	200	200
P12088462 - Stihl - Hedge Trimmer	-	100	100
Small Plant - Stihl - Hedge Trimmer	-	100	100
P297205 - Wacker - Petrol Driven Vibro Rammer	-	100	100
P12080710 - Stihl - Whippersnipper #18	300	100	(200)
Small Plant - Stihl - Whippersnipper #24	-	100	100
Small Plant - Stihl - Whippersnipper #25	-	100	100
P12080611 - Honda - Whippersnipper	400	100	(300)
P1208691 - Stihl - Whippersnipper	-	100	100
PH10290 - Toyota Hilux	17,300	10,000	(7,300)
PH11239 - Toyota Hilux	21,100	7,000	(14,100)
1DMA059 - Mitsubishi Triton	12,500	1,000	(11,500)
PH10695 - Toyota Hilux	15,200	7,000	(8,200)
PH9876 - Toyota Camry	10,800	7,000	(3,800)
PH10849 - Toyota Hilux	25,500	16,000	(9,500)
PH10814 - Toyota Hilux	25,500	16,000	(9,500)
PH11635 - Toyota Hilux	13,800	10,000	(3,800)
PH11483 - Nissan Navara	13,200	6,000	(7,200)
PH10213 - Toyota Hilux	12,500	6,000	(6,500)
P12081208 - Truck - Hino 300 Series - Patching Truck	50,500	35,000	(15,500)
P1110110 - Trailer - Cmade - Graffiti	-	5,000	5,000
P12081508 - Mower - Verti - 1310 - Tidy Turf	12,200	6,000	(6,200)
P10020207 - Truck - Iveco - Acco - Rubbish Truck with Arm	108,900	30,000	(78,900)
P10041109 - Truck - Series II-295 - Rubbish Truck, Large Rear Loader	167,700	135,000	(32,700)
P20400 - Iveco Acco Truck - Rubbish Truck with Compactor	25,700	30,000	4,300
P10040107 - Landfill - Bomag - BC572RB - Compactor	181,900	100,000	(81,900)
P10040207 - Excavator - R200W-Z Rolex - Excavator Rubber Tyred	89,900	30,000	(59,900)
	807,000	465,950	(341,050)

Summary

	2013/14 BUDGET
	\$
Profit on Asset Disposals	17,050
Loss on Asset Disposals	(358,100)
	(341,050)

TOWN OF PORT HEDLAND
NOTES TO AND FORMING PART OF THE BUDGET
FOR THE YEAR ENDED 30 JUNE 2014

5. INFORMATION ON BORROWINGS

(a) Debenture Repayments

* Local Government (Financial Management) Regulations 1996, section 29(f), section 30(1)(d)

Particulars	Loan #	Interest Rate %	Maturity Date	Principal 01-Jul-13	New Loans in 2013/14	Principal Repayments		Principal Outstanding		Interest Repayments	
						2013/14 Budget \$	2012/13 Revised Budget \$	2013/14 Budget \$	2012/13 Revised Budget \$	2013/14 Budget \$	2012/13 Revised Budget \$
Governance											
Admin/Civic Centre Upgrade	117	5.47%	01-07-03	-		-	19,150	-	-	-	524
Civic Centre (CFWD)				-	5,000,000	74,181	-	4,925,819	-	125,465	-
Law, Order & Public Safety											
State Emergency Service Shed (*)	123	6.36%	13-08-04	244,707		30,603	28,746	214,104	244,707	13,256	15,113
Education & Welfare											
HACC House Upgrade	122	6.36%	13-08-04	291,317		36,432	34,221	254,885	291,317	15,781	17,992
Housing											
Staff Housing	106	6.92%	16-12-99	248,624		128,539	120,085	120,085	248,624	6,709	15,163
Staff Housing	107	5.58%	01-12-99	116,841		60,028	56,814	56,814	116,841	2,524	5,738
Staff Housing - Morgans Street	125	6.75%	29-06-09	1,380,768		48,431	45,321	1,332,337	1,380,768	90,269	93,380
Staff Housing - Morgans Street	127	6.78%	16-04-10	2,020,443		67,327	46,737	1,953,117	2,020,443	132,903	109,406
Catamore Court Housing (CFWD)				-	1,095,000	16,246	-	1,078,754	-	27,840	-
Community Amenities											
Pilbara Underground Power Project (**)	134	3.67%	24-04-13	654,111		121,484	22,280	532,627	654,111	23,271	4,472
GP Housing Project	135	4.73%	24-04-13	1,500,000		46,400	8,487	1,453,600	1,500,000	71,292	13,218
Recreation & Culture											
Aquatic Centres	112	6.71%	30-12-02	389,125		72,538	67,905	316,587	389,125	20,357	24,990
Swimming Pool Extensions	114	5.79%	01-07-03	234,199		39,492	37,302	194,706	234,199	10,837	13,028
Yacht Club (*)	126	6.48%	26-03-10	452,176		25,167	23,592	427,009	452,176	27,325	28,900
Yacht Club (*)	128	6.02%	25-05-11	238,541		12,000	11,301	226,541	238,541	13,497	14,196
J D Hardie Upgrade 2	129	6.05%	16-06-11	1,508,501		46,753	44,048	1,461,748	1,508,501	88,848	91,553
Multi Purpose Recreation Centre	133	5.22%	03-02-12	7,819,000		241,486	234,522	7,577,514	7,819,000	397,735	410,012
Marquee Park - A	130	6.05%	16-06-11	830,000		25,036	23,587	804,964	830,000	47,576	49,025
Marquee Park - B	132	5.22%	03-02-12	4,438,000		137,065	130,181	4,300,935	4,438,000	225,751	232,635
JD Hardie Facility Upgrade	136	4.63%	24-04-13	1,446,000		45,214	8,272	1,400,786	1,446,000	67,282	12,473
Wanangkura Stadium	137	4.82%	21-06-13	2,500,000		76,586	-	2,423,414	2,500,000	121,065	-

TOWN OF PORT HEDLAND
NOTES TO AND FORMING PART OF THE BUDGET
FOR THE YEAR ENDED 30 JUNE 2014

5. INFORMATION ON BORROWINGS (Continued)

(a) Debenture Repayments

* *Local Government (Financial Management) Regulations 1996, section 29(f), section 30(1)(d)*

Particulars	Loan #	Interest Rate %	Maturity Date	Principal 01-Jul-13	New Loans in 2013/14	Principal Repayments		Principal Outstanding		Interest Repayments	
						2013/14 Budget \$	2012/13 Revised Budget \$	2013/14 Budget \$	2012/13 Revised Budget \$	2013/14 Budget \$	2012/13 Revised Budget \$
Recreation & Culture											
South Hedland Bowling Club (*) (CFWD)				-	500,000	7,418	-	492,582	-	12,965	-
JD Hardie Roof and Security Upgrade				-	280,000	4,154	-	275,846	-	7,465	-
Transport											
Wallwork Road Bridge (CFWD)				-	850,000	12,611	-	837,389	-	21,715	-
Staff Housing Airport	131	6.04%	30-06-11	1,265,156		39,248	-	1,225,907	1,265,156	74,390	-
Floodwater Pump Refurbishment					300,000	4,451	-	295,549	-	7,965	-
Economic Service											
Port Hedland Visitors Centre	116	5.79%	01-07-03	66,230		5,017	4,739	61,213	66,230	3,489	3,767
JD Hardie Land Purchase				-	150,139	2,283	-	147,856	-	4,163	-
				27,643,739	8,175,139	1,426,191	967,290	34,392,687	27,643,739	1,661,733	1,155,585

(*) Self supporting loan financed by payments from either the Port Hedland Yacht Club, South Hedland Bowling Club or Fire and Emergency Services respectively, noting that the Town is expending the funds on behalf of the SHBTC.

(**) Self supporting loan financed by payments from ratepayers who have elected to make payments over a 5 year period for underground power. All other debenture repayments are to be financed by general purpose revenue.

TOWN OF PORT HEDLAND
NOTES TO AND FORMING PART OF THE BUDGET
FOR THE YEAR ENDED 30 JUNE 2014

5. INFORMATION ON BORROWINGS (Continued)

(b) New Debentures - 2013/14

* *Local Government Act 1995 - section 6.20*

* *Local Government (Financial Management) Regulations 1996, section 29(d)*

Particulars/Purpose	New Loans	Institution	Loan Type	Term (Years)	Total Interest & Charges	Interest Rate %	Amount Used Budget	Balance Unspent \$
Catamore Court Housing (CFWD)	1,095,000	WATC	Debenture	20	668,426	5.0	1,095,000	-
Floodwater Pump Refurbishment	300,000	WATC	Debenture	20	496,633	5.0	300,000	-
JD Hardie Land Purchase	150,139	WATC	Debenture	20	257,838	5.0	150,139	-
South Hedland Bowling & Tennis Club (CFWD)	500,000	WATC	Debenture	20	315,323	5.0	500,000	-
JD Hardie Roof and Security Upgrade	280,000	WATC	Debenture	20	464,764	5.0	280,000	-
Wallwork Road Bridge (CFWD)	850,000	WATC	Debenture	20	523,031	5.0	850,000	-
Civic Centre Refurbishment	5,000,000	WATC	Debenture	20	2,985,845	5.0	5,000,000	-
TOTAL	8,175,139							

(c) *Unspent Debentures*

* *Local Government (Financial Management) Regulations 1996, section 29(a)*

Council is estimating that it will utilise all the debenture funds as at 30th June 2013 and it is not expected to have unspent debenture funds as at 30th June 2014.

(d) *Overdraft*

* *Local Government (Financial Management) Regulations 1996, section 29(b)*

Council does not have an overdraft facility, nor is it expected that one will be established.

TOWN OF PORT HEDLAND
NOTES TO AND FORMING PART OF THE BUDGET
FOR THE YEAR ENDED 30 JUNE 2014

	2013/14 Budget \$	2012/13 Actuals \$	2012/13 Budget \$
6. RESERVES			
(a) Leave Reserve			
Opening Balance	840,288	949,399	951,369
Amount Set Aside / Transfer to Reserve	13,500	36,086	42,800
Amount Used / Transfer from Reserve	-	145,197	-
	853,788	840,288	994,169
(b) Waste Collection Reserve			
Opening Balance	4,243,918	1,284,198	132,561
Amount Set Aside / Transfer to Reserve	-	7,929,143	3,248,479
Amount Used / Transfer from Reserve	4,243,918	4,969,423	1,670,378
	-	4,243,918	1,710,662
(c) Plant Reserve			
Opening Balance	6,275	284,697	285,263
Amount Set Aside / Transfer to Reserve	-	12,800	12,800
Amount Used / Transfer from Reserve	6,275	291,222	-
	(0)	6,275	298,063
(d) Lights Replacement Reserve			
Opening Balance	23,385	22,559	21,533
Amount Set Aside / Transfer to Reserve	-	826	1,000
Amount Used / Transfer from Reserve	23,385	-	-
	(0)	23,385	22,533
(e) Car Parking Reserve			
Opening Balance	255,985	226,623	690,529
Amount Set Aside / Transfer to Reserve	4,100	29,362	32,600
Amount Used / Transfer from Reserve	-	-	-
	260,085	255,985	723,129
(f) Depot Facilities Reserve			
Opening Balance	11,086	16,102	16,121
Amount Set Aside / Transfer to Reserve	-	576	700
Amount Used / Transfer from Reserve	11,086	5,591	-
	0	11,086	16,821
(g) Airport Reserve			
Opening Balance	15,381,184	12,832,619	7,524,206
Amount Set Aside / Transfer to Reserve	25,064,847	37,261,165	5,833,144
Amount Used / Transfer from Reserve	31,468,668	34,712,600	11,015,481
	8,977,363	15,381,184	2,341,869

TOWN OF PORT HEDLAND
NOTES TO AND FORMING PART OF THE BUDGET
FOR THE YEAR ENDED 30 JUNE 2014

	2013/14 Budget \$	2012/13 Actuals \$	2012/13 Budget \$
6. RESERVES (Continued)			
(h) SES Shed Reserve			
Opening Balance	35,590	34,355	34,403
Amount Set Aside / Transfer to Reserve	-	1,235	1,500
Amount Used / Transfer from Reserve	35,590	-	-
	<u>0</u>	<u>35,590</u>	<u>35,903</u>
(i) Waste Management & Recycling Reserve			
Opening Balance	460,353	441,558	492,629
Amount Set Aside / Transfer to Reserve	-	18,794	22,200
Amount Used / Transfer from Reserve	460,353	-	-
	<u>(0)</u>	<u>460,353</u>	<u>514,829</u>
(j) SH Library Reserve			
Opening Balance	14,693	14,202	14,202
Amount Set Aside / Transfer to Reserve	-	490	600
Amount Used / Transfer from Reserve	14,693	-	-
	<u>(0)</u>	<u>14,693</u>	<u>14,802</u>
(k) BHP Reserve			
Opening Balance	6,083,401	7,778,997	6,095,618
Amount Set Aside / Transfer to Reserve	121,700	3,800,529	3,823,983
Amount Used / Transfer from Reserve	5,480,869	5,496,125	9,919,601
	<u>724,232</u>	<u>6,083,401</u>	<u>-</u>
(l) Newcrest Reserve			
Opening Balance	2,771	2,490	6,985
Amount Set Aside / Transfer to Reserve	-	281	300
Amount Used / Transfer from Reserve	2,771	-	-
	<u>0</u>	<u>2,771</u>	<u>7,285</u>
(m) Civil Building/Infrastructure Reserve			
Opening Balance	0	91,458	91,592
Amount Set Aside / Transfer to Reserve	-	8,543	4,100
Amount Used / Transfer from Reserve	-	100,000	-
	<u>0</u>	<u>0</u>	<u>95,692</u>
(n) Spoilbank Reserve			
Opening Balance	40,510,279	10,386,346	40,537,932
Amount Set Aside / Transfer to Reserve	32,400	30,174,885	24,200
Amount Used / Transfer from Reserve	1,449,048	50,952	1,500,000
	<u>39,093,631</u>	<u>40,510,279</u>	<u>39,062,132</u>

TOWN OF PORT HEDLAND
NOTES TO AND FORMING PART OF THE BUDGET
FOR THE YEAR ENDED 30 JUNE 2014

	2013/14 Budget \$	2012/13 Actuals \$	2012/13 Budget \$
6. RESERVES (Continued)			
(o) Royalties for Regions Reserve			
Opening Balance	0	248,957	-
Amount Set Aside / Transfer to Reserve	-	74,856	-
Amount Used / Transfer from Reserve	-	323,813	-
	<u>0</u>	<u>0</u>	<u>-</u>
(p) Community Facilities Reserve			
Opening Balance	1,802,715	2,219,263	1,522,059
Amount Set Aside / Transfer to Reserve	1,326,468	1,138,950	1,144,708
Amount Used / Transfer from Reserve	3,123,197	1,555,498	920,000
	<u>5,987</u>	<u>1,802,715</u>	<u>1,746,767</u>
(q) GP Housing Reserve			
Opening Balance	37,092	699,112	2,344,800
Amount Set Aside / Transfer to Reserve	300	37,855	38,300
Amount Used / Transfer from Reserve	-	699,875	2,343,200
	<u>37,392</u>	<u>37,092</u>	<u>39,900</u>
(q) Asset Management Reserve			
Opening Balance	29,152	-	-
Amount Set Aside / Transfer to Reserve	556,839	364,420	365,805
Amount Used / Transfer from Reserve	585,500	335,268	-
	<u>491</u>	<u>29,152</u>	<u>365,805</u>
(q) Underground Power Reserve			
Opening Balance	-	-	-
Amount Set Aside / Transfer to Reserve	-	-	11,195,029
Amount Used / Transfer from Reserve	-	-	11,195,029
	<u>-</u>	<u>-</u>	<u>-</u>
(r) Waste Management Reserve			
Opening Balance	-	-	-
Amount Set Aside / Transfer to Reserve	14,260,611	-	-
Amount Used / Transfer from Reserve	11,776,833	-	-
	<u>2,483,778</u>	<u>-</u>	<u>-</u>
(s) Percent for Art Reserve			
Opening Balance	-	-	-
Amount Set Aside / Transfer to Reserve	-	-	-
Amount Used / Transfer from Reserve	-	-	-
	<u>-</u>	<u>-</u>	<u>-</u>
(t) Unspent Grants Reserve			
Opening Balance	-	-	-
Amount Set Aside / Transfer to Reserve	-	-	-
Amount Used / Transfer from Reserve	-	-	-
	<u>-</u>	<u>-</u>	<u>-</u>
Total Reserves	<u>52,436,748</u>	<u>69,738,168</u>	<u>47,990,361</u>

All of the above reserve accounts are supported by money held in financial institutions.

TOWN OF PORT HEDLAND
NOTES TO AND FORMING PART OF THE BUDGET
FOR THE YEAR ENDED 30 JUNE 2014

	2013/14 Budget \$	2012/13 Actuals \$	2012/13 Budget \$
6. RESERVES (Continued)			
Summary of Transfers To Cash Backed Reserves			
Transfers to Reserves			
Leave Reserve	13,500	36,086	42,800
Waste Collection Reserve	-	7,929,143	3,248,479
Plant Reserve	-	12,800	12,800
Lights Replacement Reserve	-	826	1,000
Car Parking Reserve	4,100	29,362	32,600
Depot Facilities Reserve	-	576	700
Airport Reserve	25,064,847	37,261,165	5,833,144
SES Shed Reserve	-	1,235	1,500
Waste Management & Recycling Reserve	-	18,794	22,200
SH Library Reserve	-	490	600
BHP Reserve	121,700	3,800,529	3,823,983
Newcrest Reserve	-	281	300
Civil Building/Infrastructure Reserve	-	8,543	4,100
Spoilbank Reserve	32,400	30,174,885	24,200
Royalties for Regions Reserve	-	74,856	-
Community Facilities Reserve	1,326,468	1,138,950	1,144,708
GP Housing Reserve	300	37,855	38,300
Asset Management Reserve	556,839	364,420	365,805
Underground Power Reserve	-	-	11,195,029
Waste Management Reserve	14,260,611	-	-
Percent for Art Reserve	-	-	-
Unspent Grants Reserve	-	-	-
	<u>41,380,765</u>	<u>80,890,795</u>	<u>25,792,248</u>

TOWN OF PORT HEDLAND
NOTES TO AND FORMING PART OF THE BUDGET
FOR THE YEAR ENDED 30 JUNE 2014

6. RESERVES (Continued)	2013/14 Budget \$	2012/13 Actuals \$	2012/13 Budget \$
Transfers from Reserves			
Leave Reserve	-	145,197	-
Waste Collection Reserve	4,243,918	4,969,423	1,670,378
Plant Reserve	6,275	291,222	-
Depot Facilities Reserve	11,086	5,591	-
Lights Replacement Reserve	23,385	-	-
Airport Reserve	31,468,668	34,712,600	11,015,481
SES Shed Reserve	35,590	-	-
Waste Management & Recycling Reserve	460,353	-	-
SH Library Reserve	14,693	-	-
BHP Reserve	5,480,869	5,496,125	9,919,601
Newcrest Reserve	2,771	-	-
Civil Building/Infrastructure Reserve	-	100,000	-
Spoilbank Reserve	1,449,048	50,952	1,500,000
Royalties for Regions Reserve	-	323,813	-
Community Facilities Reserve	3,123,197	1,555,498	920,000
GP Housing Reserve	-	699,875	2,343,200
Asset Management Reserve	585,500	335,268	-
Underground Power Reserve	-	-	11,195,029
Waste Management Reserve	11,776,833	-	-
Percent for Art Reserve	-	-	-
Unspent Grants Reserve	-	-	-
	<u>58,682,185</u>	<u>48,685,565</u>	<u>38,563,689</u>
Total Transfer to/(from) Reserves	<u>(17,301,420)</u>	<u>32,205,231</u>	<u>(12,771,441)</u>

In accordance with council resolutions in relation to each reserve account, the purpose for which the reserves are set aside are as follows:

Leave Reserve

- to be used to fund annual and long service leave requirements.

Waste Collection Reserve

- to fund Council's waste management facilities, including landfill and waste collection operations.

Plant Reserve

- to be used for the purchase of major plant on an ongoing basis.

Lights Replacement Reserve

- to be used for the upgrading & replacement of oval lights on an ongoing basis.

Car Parking Reserve

- to be used to fund new car parking facilities when required. Funds come from the developers and are restricted to specific purposes.

Depot Facilities Reserve

- to be used for the depot upgrade.

Airport Reserve

- to fund the ongoing and future operation and upgrading of the Port Hedland International Airport.

SES Shed Reserve

- to hold funds associated with the construction of the SES Shed at the ToPH Airport with any remaining funds to be utilised for emergency management functions.

TOWN OF PORT HEDLAND
NOTES TO AND FORMING PART OF THE BUDGET
FOR THE YEAR ENDED 30 JUNE 2014

6. RESERVES (Continued)

Waste Management & Recycling Reserve

- to fund future waste recycling projects.

SH Library Reserve

- to be used to fund South Hedland Library upgrade/extension.

BHP Reserve

- to hold funds contributed by BHP to assist the Council in achieving the Strategic Plan.

Newcrest Reserve

- to hold funds contributed by Newcrest Mining to assist Council in achieving the Strategic Plan with remaining funds utilised for the ongoing operations of Marquee Park.

Civil Building/Infrastructure Reserve

- for maintaining and developing all Council owned buildings and Civic infrastructure in the future.

Spoilbank Reserve

- to fund the development of the Port Hedland Spoilbank Precinct.

Royalties for Regions Reserve

- to hold funds associated with contributions from the State Government to fund Royalties for Regions projects to assist Council in achieving the Strategic Plan.

Community Facilities Reserve

- for the ongoing maintenance, refurbishment, replacement and upgrade of community infrastructure within the Town of Port Hedland.

GP Housing Reserve

- for the development, maintenance and ongoing management of GP Housing within the Town of Port Hedland.

Asset Management Reserve

- for the ongoing maintenance, refurbishment, replacement and development of Council owned assets within the Town of Port Hedland.

Underground Power Reserve

- being for the installation of Underground Power within the Town of Port Hedland.

Waste Management Reserve

- to fund the development, operation and maintenance of the Council's waste management facilities including the landfill and waste collection operations and any associated repayments of borrowings and employee entitlements.

Percent for Public Art Reserve

- to hold contributions from developers to be utilised for the purpose of providing public art within the locality or area of the subject site.

Unspent Grants Reserve

- to hold unexpended or prepaid grants and contributions provided for specific purposes.

The Leave, Car Parking, Airport, BHP, Spoilbank, Community Facilities, GP Housing, Asset Management and Waste Management Reserves are not expected to be fully utilised within the next 12 months as further transfers to the reserve accounts are expected as funds are utilised.

TOWN OF PORT HEDLAND
NOTES TO AND FORMING PART OF THE BUDGET
FOR THE YEAR ENDED 30 JUNE 2014

7. NET CURRENT ASSETS

		2013/14 Budget	2012/13 Actual
		\$	\$
Composition of Estimated Net Current Asset Position			
CURRENT ASSETS			
Cash on Hand	15(a)	5,186	5,186
Cash - Unrestricted	15(a)	6,114,465	19,597,501
Cash - Restricted Reserves	15(a)	52,436,748	69,738,168
Cash - Restricted Income	15(a)	19,920,924	0
Receivables		8,561,404	2,332,714
Inventories		70,000	60,000
		<u>87,108,728</u>	<u>91,733,570</u>
LESS: CURRENT LIABILITIES			
Payables and Provisions		<u>(16,177,246)</u>	<u>(19,699,671)</u>
NET CURRENT ASSET POSITION		70,931,482	72,033,899
Less: Cash - Restricted	15(a)	(52,436,748)	(69,738,168)
Less: Cash - Restricted Income	15(a)	(19,920,924)	0
Add Back: Current Loan Liability	5	1,426,191	967,290
ESTIMATED SURPLUS/(DEFICIENCY) C/FWD		<u><u>0</u></u>	<u><u>3,263,020</u></u>

The estimated surplus/(deficiency) c/fwd in the 2012/13 actual column represents the surplus (deficit) brought forward as at 1 July 2013.

The estimated surplus/(deficiency) c/fwd in the 2013/14 budget column represents the surplus (deficit) carried forward as at 30 June 2014.

TOWN OF PORT HEDLAND
NOTES TO AND FORMING PART OF THE BUDGET
FOR THE YEAR ENDED 30 JUNE 2014

8. RATING INFORMATION

**Local Government (Financial Management) Regulations 1996, section 23*

RATE TYPE	Rate in \$	Number of Properties	Rateable Value \$	2013/14 Budgeted Rate Revenue \$	2013/14 Budgeted Interim Rates \$	2013/14 Budgeted Back Rates \$	2013/14 Budgeted Total Revenue \$	2012/13 Actuals \$
Differential General Rate								
GRV Residential	3.3507	4,918	385,356,312	12,912,134	1,000,000	-	13,912,134	11,819,820
GRV Commercial	3.3847	167	24,501,583	829,305	-	-	829,305	829,109
GRV Industrial	3.3507	327	46,544,051	1,559,552	-	-	1,559,552	1,396,202
GRV Shopping Centre	6.9496	2	8,681,850	603,354	-	-	603,354	538,709
GRV Ex Gratia	3.4748	-	-	-	-	-	-	-
GRV Mass Accommodation	9.9212	19	31,729,960	3,147,993	-	-	3,147,993	2,194,224
UV Mining Improved	39.6198	51	1,620,881	642,190	-	-	642,190	559,385
UV Mining Vacant	39.6197	76	1,236,262	489,803	-	-	489,803	406,700
UV Pastoral	6.4607	9	1,885,889	121,842	-	-	121,842	92,940
UV Other	13.1282	13	1,566,560	205,661	-	-	205,661	183,626
UV Other Vacant	14.9027	1	200,000	29,805	-	-	29,805	26,612
Sub-Totals		5,583	503,323,348	20,541,638	1,000,000	-	21,541,638	18,047,327
Minimum Rates	Minimum \$							
GRV Residential	1,165	511	9,014,702	595,315	-	-	595,315	425,360
GRV Commercial	1,165	80	1,174,746	93,200	-	-	93,200	76,960
GRV Industrial	1,165	60	926,654	69,900	-	-	69,900	47,840
GRV Shopping Centre	1,165	-	-	-	-	-	-	-
GRV Ex Gratia	1,165	-	-	-	-	-	-	-
UV Mining Improved	1,165	46	58,211	53,590	-	-	53,590	48,880
UV Mining Vacant	1,165	255	211,514	297,075	-	-	297,075	256,880
UV Pastoral	1,165	2	27,000	2,330	-	-	2,330	2,080
UV Other	1,165	2	4,402	2,330	-	-	2,330	1,040
UV Other Vacant	1,165	9	48	10,485	-	-	10,485	9,360
Sub-Totals		965	11,417,277	1,124,225	-	-	1,124,225	868,400
Ex-Gratia Rates							22,665,863	18,915,727
Specified Area Rates (Note 9)							-	-
Concessions							22,665,863	18,915,727
Totals							(108,290)	(101,284)
							22,557,573	18,814,443

All land except exempt land in the Town of Port Hedland is rated according to its Gross Rental Value (GRV) in townsites or Unimproved Value (UV) in the remainder of the District.

The general rates detailed above for the 2013/14 financial year have been determined by Council on the basis of raising the revenue required to meet the deficiency between the total estimated expenditure proposed in the budget and the estimated revenue to be received from all sources other than rates and also considering the extend of any increase in rating over the level adopted in the previous year.

The minimum rates have been determined by Council on the basis that all ratepayers must make a reasonable contribution to the cost of the Local Government services/facilities.

\$500,000 of rate revenue was initially allocated to the Asset Management Reserve for 2013/14. These monies have assisted in funding Hamilton Road and Depot Infrastructure Upgrades in 2013/14.

TOWN OF PORT HEDLAND
NOTES TO AND FORMING PART OF THE BUDGET
FOR THE YEAR ENDED 30 JUNE 2014

9. SPECIFIED AREA RATE

No Specified Area Rates are expected to be raised in the 2013/14 Financial Year.

10. SERVICE CHARGES

The Town of Port Hedland is not expecting to raise any new service charges in the 2013/14 Financial Year.

11. FEES & CHARGES REVENUE

	2013/14	2012/13
	Budget	Actuals
	\$	\$
Governance	2,300	12,771
General Purpose Funding	192,450	213,567
Law, Order, Public Safety	113,500	117,500
Health	80,973	64,818
Education and Welfare	266,040	84,359
Housing	0	0
Community Amenities	9,781,160	10,662,392
Recreation & Culture	712,900	553,271
Transport	17,527,213	15,840,773
Economic Services	6,916,033	32,509,535
Other Property & Services	0	138,330
	<u>35,592,569</u>	<u>60,197,317</u>

TOWN OF PORT HEDLAND
NOTES TO AND FORMING PART OF THE BUDGET
FOR THE YEAR ENDED 30 JUNE 2014

12. DISCOUNTS, INCENTIVES, CONCESSIONS, & WRITE-OFFS
- 2013/14 FINANCIAL YEAR

Discounts

Council does not offer any discount for early payment of rates.

Incentives

Council has continued the Rates Incentive Program that provides an incentive to ratepayers who elect to pay their rates as per option 1 by 23 September 2013.

Draw Prizes and their approximate values this year consist of:

Platinum Sponsors

* Airnorth:-

\$2,400 - 2 return flight tickets from Port Hedland to Broome

* Hedland Dental Care

\$2,000 - Comprehensive dental examination, x-rays, scale and clean, in-chair whitening & twinkle

* BJ Young Earthmoving:-

\$2,000 - Cash

* Shane Jacob Settlements:-

\$2,000 - Settlement fees as prescribed under the Settlement Agents Act

* North West Telegraph:-

\$2,000 - Advertising for business or personal advertisements

* Walkabout Hotel:-

4 x \$500 vouchers for Function Room Hire

Gold Sponsors

* Subway Northwest:-

\$1,040 - 4 restaurant vouchers for one year

* Port Hedland Dental Surgery

\$1,055 - 3 x dental packages

* Travel World:-

\$1,000 - Travel Voucher

* National Australia Bank:-

\$1,000 - Cash

* Home Hardware:-

\$1,000 - Outdoor Garden Furniture Package

* Unicorn Cleaning:-

\$1,000 - Cash

* Harvey World Travel:-

\$1,000 - Travel Voucher

* Esplanade Hotel:-

\$1,000 - 5 x restaurant vouchers for \$200 each

* ITC Income Tax:-

\$1,000 - 4 tax returns

Silver Sponsors

* Accor

\$840 - Two nights at Ibis Karratha including breakfast and dinner voucher

* Ray White:-

\$500 - Cash

* South Hedland Shopping Centre:-

\$500 - Cash

* Pilbara Logistics:-

\$500 - Cash

* Health & Beauty Shed:-

\$500 - Beauty Voucher

Bronze Sponsors

* Gift Voucher:-

\$428 - One night accommodation at the Perth Ambassador or Goodearth Hotel

* Kmart:-

2 x \$50 Gift Vouchers

* Coles:-

\$100 Grocery Voucher

TOWN OF PORT HEDLAND
NOTES TO AND FORMING PART OF THE BUDGET
FOR THE YEAR ENDED 30 JUNE 2014

Concessions

Council in accordance with Section 6.47 of the Local Government Act 1995 (as amended) allows for a concession of rates on the following properties:

100% Concession	\$
A106283 19 (Lot 5486) Hamilton Road, South Hedland	5,588
A115030 2 Thompson Street, Port Hedland	3,973
A155850 5/22-26 Throssell Road, South Hedland	1,438
A803051 P48 Wharf Road, Port Hedland	1,165
A130005 29 Johnson Lane, Port Hedland (Pretty Pool Stables)	1,591
A113927 22 Beroona Loop, South Hedland	2,317
A400610 10 Smith Street, South Hedland	1,812
A152556 6/ 25-35 Egret Cr, South Hedland	1,969
A156550 10 McKay Street, Port Hedland	1,862
A106282 1-5 Hamilton Road, South Hedland	9,624
A802207 34 Lawson Street, South Hedland	1,165
A406870 69 Stanley Street, South hedland	2,474
A802155 Lot 254 Shoata Road, South Hedland	33,083
A130165 Lot 2529 Great Northern Highway, Port Hedland	1,165
A156260 Loc 118 Madigan Road, Port Hedland	9,190
A805022 29 Johnson Lane, Port Hedland (Pretty Pool Stables)	1,165
50% Concession	
A154780 4 Treloar Close, South Hedland	977
A130114 2 Leake Street, South Hedland	12,465
A402430 Lot 2513 Dempster Street, Port Hedland	876
33% Concession	
A102320 3 Finlay Street, Port Hedland	989
A116509 8 Martin Court, South Hedland	885
A117190 15 Woodman Street, Port Hedland	983
A117310 3 Thetis Place, Port Hedland	1,334
A119270 17 Woodman Street, Port Hedland	983
A121420 15 Craig Street, Port Hedland	1,041
A123140 1 Neptune Place, Port Hedland	1,236
A125790 185 Athol Street, Port Hedland	989
A125800 2 Hall Street, Port Hedland	1,225
A125810 4 Hall Street, Port Hedland	1,018
A125820 187 Athol Street, Port Hedland	989
A127350 5 Grant Place, Port Hedland	954
A153246 16B Spoonbill Crescent, South Hedland	667
A300057 33 Styles Road, Port Hedland	1,098
Total Budgeted Rate Concessions	\$ 108,290

TOWN OF PORT HEDLAND
NOTES TO AND FORMING PART OF THE BUDGET
FOR THE YEAR ENDED 30 JUNE 2014

13. INTEREST CHARGES AND INSTALMENTS - 2013/14 FINANCIAL YEAR

An interest rate of 11% will be charged on all rate payments which are late along with a \$65.80 late payment penalty fee. It is estimated that this will generate interest income of \$60,000 and late payment penalty income of \$100,000. Two separate option plans will be available to ratepayers for payment of these rates.

An estimated 5% per annum will be charged on the outstanding balance of the 2012/13 Underground Power Service Charge.

Option 1 (Full Payment)

Full amount of rates and charges including arrears are to be paid on or before Monday 23 September 2013, or 35 days after the date of service appearing on the rate notice, whichever is the later.

Option 2 (4 Instalments)

First instalment to be received on or before Monday 23 September 2013 or 35 days after the date of service appearing on the rate notice, whichever is the later and including all arrears and quarter of the current rates and service charges. Second instalment is to be made on or before Monday 2 December 2013, third instalment is to be made on or before Monday 10 February 2014, and the fourth instalment is to be made on or before Thursday 10 April 2014. Cost of the instalment plans will comprise of simple interest of 5.5% calculated from the date the first instalment is due, together with an administration fee of \$13.20 each for the three subsequent instalment notices.

Payment by Arrangement

Ratepayers can register with the Rates Section to be considered for an alternative payment arrangement. These payment arrangements will cost \$65.80 if cleared within three months of the original account, plus \$13.20 for each instalment after this period.

Deferred Rates

Eligible Pensioners may opt to defer the payment of their Rates.

The total revenue from the imposition of interest, late payment penalties and administration charges under option two, payment by arrangement, and deferment of rates payment is budgeted at \$210,000.

14. ELECTED MEMBERS REMUNERATION

The following fees, expenses and allowances were paid to council members and/or the Mayor.

	2013/14	2012/13
	Budget	Actuals
	\$	\$
Meeting Fees	0	70,000
Attendance Fees - Council Meetings (per meeting: \$750 Mayor, \$600 per elected member)	111,000	0
Attendance Fees - Committee & Prescribed Meetings (\$300 per member, per meeting)	55,200	0
Mayoral Annual Allowance	75,000	60,000
Deputy Mayoral Annual Allowance	18,750	15,000
Travelling Expenses	0	0
Telecommunications & IT Allowance (\$3,400 per member)	30,600	21,600
Technology Allowance	0	8,000
	<u>290,550</u>	<u>174,600</u>

TOWN OF PORT HEDLAND
NOTES TO AND FORMING PART OF THE BUDGET
FOR THE YEAR ENDED 30 JUNE 2014

15. NOTES TO THE CASH FLOW STATEMENT

(a) Reconciliation of Cash

For the purposes of the cash flow statement, cash includes cash and cash equivalents, net of outstanding bank overdrafts. Estimated cash at the end of the reporting period is as follows:

	2013/14 Budget \$	2012/13 Actuals \$	2012/13 Budget \$
Cash on Hand	5,186	5,186	0
Cash - Unrestricted	6,114,465	19,597,501	11,102,508
Cash - Restricted Municipal	19,920,924	0	0
Cash - Restricted Reserves	52,436,748	69,738,168	47,990,361
	<u>78,477,324</u>	<u>89,340,856</u>	<u>59,092,869</u>

The following restrictions have been imposed by regulation or other externally imposed requirements:

Leave Reserve	853,788	840,288	994,169
Waste Collection Reserve	0	4,243,918	1,710,662
Plant Reserve	(0)	6,275	298,063
Lights Replacement Reserve	(0)	23,385	22,533
Car Parking Reserve	260,085	255,985	723,129
Depot Facilities Reserve	0	11,086	16,821
Airport Reserve	8,977,363	15,381,184	2,341,869
SES Shed Reserve	0	35,590	35,903
Waste Management & Recycling Reserve	(0)	460,353	514,829
SH Library Reserve	(0)	14,693	14,802
BHP Reserve	724,232	6,083,401	0
Newcrest Reserve	0	2,771	7,285
Civil Building/Infrastructure Reserve	0	0	95,692
Spoilbank Reserve	39,093,631	40,510,279	39,062,132
Royalties for Regions Reserve	0	0	0
Community Facilities Reserve	5,987	1,802,715	1,746,767
GP Housing Reserve	37,392	37,092	39,900
Asset Management Reserve	491	29,152	365,805
Waste Management Reserve	2,483,778	0	0
Underground Power Reserve	0	0	0
Percent for Art Reserve	0	0	0
Unspent Grants Reserve	0	0	0
Total Restricted Cash	<u>52,436,748</u>	<u>69,738,168</u>	<u>47,990,361</u>
Underground Power Sundry Debtor	0	0	0
Wallwork Road Bridge Funds	19,920,924	0	0
Total Restricted Assets	<u>72,357,672</u>	<u>69,738,168</u>	<u>47,990,361</u>

TOWN OF PORT HEDLAND
NOTES TO AND FORMING PART OF THE BUDGET
FOR THE YEAR ENDED 30 JUNE 2014

**(b) Reconciliation of Net Cash Provided By
Operating Activities to Net Result**

	2013/14 Budget \$	2012/13 Actuals \$	2012/13 Budget \$
Net Result	32,545,668	42,576,694	22,379,458
Amortisation			
Depreciation	11,091,797	9,858,394	9,858,394
(Profit)/Loss on Sale of Asset	341,050	18,400	18,400
(Increase)/Decrease in Receivables	(2,228,690)	(12,568,019)	(1,859,613)
(Increase)/Decrease in Inventories	(10,000)	23,810	(10,000)
Increase/(Decrease) in Payables	1,184,035	(4,598,818)	(429,037)
Increase/(Decrease) in Employee Provisions	949,562	(503,288)	4,305,074
Grants/Contributions for the Development of Assets	(29,683,691)	(7,387,692)	(27,821,031)
Net Cash from Operating Activities	<u>14,189,730</u>	<u>27,419,480</u>	<u>6,441,645</u>

(c) Undrawn Borrowing Facilities

Credit Standby Arrangements

Bank Overdraft limit	0	0	50,000
Bank Overdraft at Balance Date	0	0	0
Credit Card Limit	15,000	15,000	13,000
Credit Card Balance at Balance Date	0	0	0
Total Amount of Credit Unused	<u>15,000</u>	<u>15,000</u>	<u>63,000</u>

Loan Facilities

Loan Facilities in use at Balance Date	<u>34,392,687</u>	<u>27,643,739</u>	<u>37,600,193</u>
Unused Loan Facilities at Balance Date	<u>15,000</u>	<u>15,000</u>	<u>63,000</u>

TOWN OF PORT HEDLAND
NOTES TO AND FORMING PART OF THE BUDGET
FOR THE YEAR ENDED 30 JUNE 2014

16. TRUST FUNDS

Estimated movement in funds held over which the municipality has no control and which are not included in the financial statements are as follows:

Detail	Balance 01-Jul-13 \$	Estimated Amounts Received \$	Estimated Amounts Paid (\$)	Estimated Balance 30-Jun-14 \$
Special Projects	2,200	0	0	2,200
Building Retention	4,616	0	0	4,616
Staff Bonds	37,335	14,489	(1,060)	50,764
Nomination Election Bonds	0	160	(160)	0
Ranger Services	2,687	3,409	(2,236)	3,860
Community Bank	960	0	0	960
Deposits - Halls	15,150	16,650	(13,000)	18,800
Deposits - Trailer/Comm Bus	400	2,080	(3,080)	(600)
Deposits - Sportsgrounds	20,240	25,800	(23,100)	22,940
POS Reserve	898	0	0	898
Blackrock Stakes Donations	178	0	0	178
BRB Levy	63,051	429,070	(380,809)	111,312
BCITF Levy	52,263	835,010	(819,186)	68,087
Unclaimed Money	2,548	0	0	2,548
Sundry	694			694
Garden Competition	4,850			4,850
MDCC Hire Events	1,000	1,000	0	2,000
Building Bonds	22,280			22,280
DAP	23,621	85,300	(73,185)	35,736
Technical Services	17,000	30,500	(13,500)	34,000
Cyclone George	103,410	0	0	103,410
	375,381	1,443,468	(1,329,316)	489,533

TOWN OF PORT HEDLAND
NOTES TO AND FORMING PART OF THE BUDGET
FOR THE YEAR ENDED 30 JUNE 2014

17. MAJOR LAND TRANSACTIONS

Port Hedland International Airport: Transient Workforce Accommodation

(a) Details

In March 2009 the Town of Port Hedland entered into a lease agreement with Compass Group Pty Ltd for the development of a Transient Workforce Accommodation area at the Port Hedland International Airport. The land associated with the venture is owned freehold by the Town of Port Hedland, and the major land transaction required no expenditure by the Town other than staff time and legal costs associated with the preparation of leases and deed of covenant documents. The financial return of approximately \$8.4 million in lease revenue over the term of the lease will increase the net operating income of the Town, which will consequently given additional funds to provide improved services and facilities for Town of Port Hedland residents.

In addition, rates are charged on the area which is anticipated to generate approximately \$700,079 in rates for the 2013/14 financial year that have been factored into the budget. The cashflows outlined below are assuming a general indexation rate of 2.5% each year thereafter, although this will be determined through valuation reviews undertaken by the Valuer-General's Office, and the setting of the rate in the dollar by Council.

(b) Current Year Transactions	2013/14	2012/13	2012/13
	Budget	Actuals	Budget
	\$	\$	\$
Operating Revenue			
- Lease Revenue	840,618	820,115	775,608
- Rates	700,080	526,062	526,062
Capital Revenue			
- Sale Proceeds	0	0	0
Capital Expenditure			
- Purchase of Land	0	0	0
- Development Costs	0	0	0
	<u>0</u>	<u>0</u>	<u>0</u>

There are no new assets or liabilities in relation to this land transaction as at 30 June 2013, and it is not anticipated that there will be any generated in the future for 2013/14.

(c) Expected Future Cash Flows

	2013/14	2014/15	2015/16	2016/17	Total
	\$	\$	\$	\$	\$
Cash Outflows					
- Development Costs	0	0	0	0	0
- Loan Repayments	0	0	0	0	0
	<u>0</u>	<u>0</u>	<u>0</u>	<u>0</u>	<u>0</u>
Cash Inflows					
- Lease Revenue	840,618	861,634	883,175	905,254	3,490,681
- Rates	700,080	717,582	735,522	753,910	2,907,093
	<u>1,540,698</u>	<u>1,579,216</u>	<u>1,618,697</u>	<u>1,659,164</u>	<u>6,397,774</u>
Net Cash Flows	<u>1,540,698</u>	<u>1,579,216</u>	<u>1,618,697</u>	<u>1,659,164</u>	<u>6,397,774</u>

TOWN OF PORT HEDLAND
NOTES TO AND FORMING PART OF THE BUDGET
FOR THE YEAR ENDED 30 JUNE 2014

17. MAJOR LAND TRANSACTIONS CONTINUED...

Port Hedland International Airport: Transient Workforce Accommodation

(a) Details

In December 2009 the Town of Port Hedland entered into a lease agreement with Mia Mia Port Hedland International Airport Pty Ltd for the development of a Transient Workforce Accommodation area at the Port Hedland International Airport. The land associated with the venture is owned freehold by the Town of Port Hedland and the major land transaction required no expenditure by the Town other than staff time and legal costs associated with the preparation of the lease document. The financial return of approximately \$0.9 million over the term of the initial lease would increase the net operating income of the Town, which will consequently give additional funds to provide improved services and facilities for the Town of Port Hedland. In addition to lease payments, Auzcorp also make an unconditional community contribution of \$0.350 million per annum. In May 2011, Auzcorp submitted a planning application to develop an additional 63 rooms within the camp facilities. A condition of the planning approval has seen an increase to the community contribution element of the deal to the revised amount of \$487,174 per annum.

In March 2012, Council further resolved to approve a further 5 year extension to the term of the lease which will see the benefits of the rental income and community contributions continue up to 2019.

In addition, rates are charged on the area which is anticipated to generate approximately \$154,771 in rates for the 2013/14 financial year that have been factored into the budget. The cashflows outlined below are assuming a general indexation rate of 2.5% each year thereafter, although this will be determined through valuation reviews undertaken by the Valuer-General's Office, and the setting of the rate in the dollar by Council.

(b) Current Year Transactions

	2013/14	2012/13	2012/13
	Budget	Actuals	Budget
	\$	\$	\$
Operating Revenue			
- Lease Revenue	174,597	170,339	170,339
- Community Contribution	487,174	487,174	350,000
- Rates	154,771	116,300	116,300
Capital Revenue			
- Sale Proceeds	0	0	0
Capital Expenditure			
- Purchase of Land	0	0	0
- Development Costs	0	0	0
	<u>0</u>	<u>0</u>	<u>0</u>

There are no new assets or liabilities in relation to this land transaction as at 30 June 2013, and it is not anticipated that there will be any generated in the future for 2013/14.

TOWN OF PORT HEDLAND
NOTES TO AND FORMING PART OF THE BUDGET
FOR THE YEAR ENDED 30 JUNE 2014

17. MAJOR LAND TRANSACTIONS CONTINUED...

(c) Expected Future Cash Flows

	2013/14	2014/15	2015/16	2016/17	Total
	\$	\$	\$	\$	\$
Cash Outflows					
- Development Costs	0	0	0	0	0
- Loan Repayments	0	0	0	0	0
	<u>0</u>	<u>0</u>	<u>0</u>	<u>0</u>	<u>0</u>
Cash Inflows					
- Lease Revenue	174,597	178,962	183,436	188,022	725,017
- Community Contribution	487,174	487,174	487,174	487,174	1,948,696
- Rates	154,771	158,640	162,606	166,671	642,689
	<u>816,542</u>	<u>824,776</u>	<u>833,216</u>	<u>841,867</u>	<u>3,316,402</u>
Net Cash Flows	<u>816,542</u>	<u>824,776</u>	<u>833,216</u>	<u>841,867</u>	<u>3,316,402</u>

Port Hedland International Airport: Transient Workforce Accommodation

During 2012/13 the Town will enter into a lease agreement with Mineral Resources Limited for the development of a Transient Worker Accommodation camp at the Port Hedland International Airport. The land associated with this venture is owned freehold by the Town of Port Hedland and the major land transaction requires no expenditure by the Town other than staff time and legal costs associated with the preparation of the lease document. Any financial return will again increase the net operating income of the Town, which will consequently give additional funds to provide services and facilities for the Town of Port Hedland.

While the business plan has been endorsed by Council and provides for a base rental fee of \$750,000 per annum which has been incorporated into the 2013/14 budget, a community contribution amount of \$911,640 and a once-off donation of \$25,000 to a key community project has not been defined as yet. Given the uncertainty of whether the community projects are going to directly impact on the Town of Port Hedland, these allocations have not been factored into the 2013/14 budget.

General Practitioner Accommodation

During 2010/11 the Town of Port Hedland commenced a doctor housing project in conjunction with BHP Billiton and the State Government to facilitate the development and construction of housing for general practitioners throughout the Town of Port Hedland. The development is a staged project that is anticipated to be delivered in three phases. The proposal at this present time has a maximum yield of 23 lots with a central park and loop road. The first stage, and the only stage funded at this time will see the construction of between 5-8 executive style residences. The total project incorporated funding of \$5.25 million from all parties (including a \$1.5 million self supporting loan from the Town which was factored into the 2012/13 Budget. A Business Plan was developed and advertised for public consultation during 2010/11. The project is still underway with construction that continued in 2012/13.

Construction was finalised during 2012/13 which saw the development of 7 houses that could then be allocated to GP's. An Expression of Interest process was undertaken which saw the 7 houses allocated by Council. These properties were allocated as follows:

TOWN OF PORT HEDLAND
NOTES TO AND FORMING PART OF THE BUDGET
FOR THE YEAR ENDED 30 JUNE 2014

17. MAJOR LAND TRANSACTIONS CONTINUED...

Pilbara Medical Holdings (4 Houses)

(a) Details

During 2012/13 the Town entered into lease agreements with Pilbara Medical Holdings for the occupation of 4 houses from the first stage of the GP Housing development.

The rental income anticipated from these properties is \$600 per week with this amount being incorporated into the 2013/14 budget.

Kinetic Health (3 Houses)

(a) Details

During 2012/13 the Town entered into lease agreements with Pilbara Medical Holdings for the occupation of 3 houses from the first stage of the GP Housing development.

The rental income anticipated from these properties is \$600 per week with this amount being incorporated into the 2013/14 budget.

(b) Current Year Transactions

	2013/14 Budget \$	2012/13 2016/17 \$	2012/13 Budget \$
Operating Revenue			
- Lease Revenue	218,400	33,600	84,000
- Utility Reimbursements	29,400	0	0
	247,800	33,600	84,000
Capital Revenue			
- Sale Proceeds	0	0	0
Operating Expenditure			
- Building Insurance	10,000	33,600	84,000
- Utility Charges	29,400	0	0
- Building Maintenance	10,000	0	0
- Management Fees	2,000	724	2,000
- Loan Interest Repayments	71,292	13,218	75,000
- Admin Costs Distributed	35,711	39,870	48,749
	158,403	87,412	209,749
Capital Expenditure			
- Loan Principal Repayments	46,400	8,487	44,509
	46,400	8,487	44,509

There are no new assets or liabilities in relation to this land transaction as at 30 June 2013, and it is not anticipated that there will be any generated in the future for 2013/14.

TOWN OF PORT HEDLAND
NOTES TO AND FORMING PART OF THE BUDGET
FOR THE YEAR ENDED 30 JUNE 2014

17. MAJOR LAND TRANSACTIONS CONTINUED...

(c) Expected Future Cash Flows

	2013/14	2014/15	2015/16	2016/17	Total
	\$	\$	\$	\$	\$
Cash Outflows					
- Building Insurance	10,000	0	0	0	10,000
- Utility Charges	29,400	31,752	34,292	37,036	132,480
- Building Maintenance	10,000	10,250	10,506	10,769	41,525
- Management Fees	2,000	0	0	0	2,000
- Loan Interest Repayments	71,292	69,071	66,744	64,306	271,413
- Admin Costs Distributed	35,711	36,604	37,519	38,457	148,290
- Loan Principal Repayments	46,400	48,621	50,948	53,386	199,354
	<u>204,803</u>	<u>196,297</u>	<u>200,009</u>	<u>203,953</u>	<u>805,062</u>
Cash Inflows					
- Lease Revenue	218,400	223,860	229,457	235,193	906,909
- Utility Reimbursements	29,400	31,752	34,292	37,036	132,480
	<u>247,800</u>	<u>255,612</u>	<u>263,749</u>	<u>272,228</u>	<u>1,039,389</u>
Net Cash Flows	<u><u>42,997</u></u>	<u><u>59,315</u></u>	<u><u>63,740</u></u>	<u><u>68,276</u></u>	<u><u>234,327</u></u>

KINGSFORD BUSINESS PARK

Port Hedland International Airport: Development of Kingsford Business Park (formerly "Precinct 3")

(a) Details

During 2011/12 the Town entered into a private treaty arrangement with BHP Billiton Iron Ore to facilitate the subdivision or a portion of 'Precinct 3' by BHPB to create 40 lots, 39 of which would be serviced lots, and 38 of which would be retained by the Town (the balance lot will not be serviced and will be incorporated into the rest of the airport land); the lease of proposed Lot 35 to BHPB to facilitate the development of a 4,000 bed Transient Workforce Accommodation facility for a construction workforce; the sale of proposed Lot 34 to BHPB for a warehouse facility.

The terms agreed between Council and BHP Billiton Iron Ore indicate overall revenue generated by the Town of \$178,852,345 for a 10 year period.

The proceeds from the sale of Lot 34 and the initial prepayment for the lease of Lot 35 were agreed by Council to be redirected from the Airport Reserve to the Spoilbank Reserve to facilitate the development of the Spoilbank Precinct, with the \$40 million being 'made good' with the cashflows generated thereafter.

The lease revenue outlined below relates to year 2 of the lease and will therefore be transferred to the Airport Reserve upon receipt.

TOWN OF PORT HEDLAND
NOTES TO AND FORMING PART OF THE BUDGET
FOR THE YEAR ENDED 30 JUNE 2014

17. MAJOR LAND TRANSACTIONS CONTINUED...

(b) Current Year Transactions	2013/14 Budget \$	2012/13 Actuals \$	2012/13 Budget \$
Operating Revenue			
- Lease Revenue (Lot 35)	3,684,717	30,150,685	0
- Rates	173,621	116,300	116,300
Capital Revenue			
- Sale Proceeds	0	0	0
Capital Expenditure			
- Purchase of Land	0	0	0
- Development Costs	0	0	0
	0	0	0
	0	0	0

There are no new assets or liabilities in relation to this land transaction as at 30 June 2013. It is likely that during 2013/14 there will be some assets that would have been created by the subdivision that will hand over to the Town, although the quantum of these remain unknown at the time of preparing this budget document.

(c) Expected Future Cash Flows

	2013/14 \$	2014/15 \$	2015/16 \$	2016/17 \$	Total \$
Cash Outflows					
- Development Costs	0	0	0	0	0
- Loan Repayments	0	0	0	0	0
	0	0	0	0	0
Cash Inflows					
- Lease Revenue	3,684,717	3,684,717	3,795,258	3,909,116	15,073,808
- Rates	173,621	177,962	182,411	186,971	720,964
	3,858,338	3,862,679	3,977,669	4,096,087	15,794,772
Net Cash Flows	3,858,338	3,862,679	3,977,669	4,096,087	15,794,772

Bunnings

On 27 March 2013 Council approved the preparation of a Business Plan outlining the proposed sale of a 1.54 hectare (subject to survey on completion) portion of Lot 12 within the Kingsford Business Park to Bunnings Properties Pty Ltd via a private treaty for the amount of \$2,695,000. That Business Plan was prepared and advertised from 2 April 2013 until 14 May 2013 and Council approved the major land transaction to proceed on 22 May 2013. It is anticipated that this project will be completed in July 2014. This is predicated upon the completion of the Kingsford Business Park infrastructure being completed and access to the site being available.

As the legal documents are still being drafted, the income indicated above has not been incorporated into the 2013/14 budget at this stage. Upon execution of the documents, the income will be recognised in the budget along with the associated transfer to the Airport Reserve in accordance with the Council resolution that requires the next \$40 million in income associated with the Kingsford Business Park development, to "make good" the \$40 million that was transferred to the Spoilbank Reserve for the redevelopment of the Spoilbank Precinct.

TOWN OF PORT HEDLAND
NOTES TO AND FORMING PART OF THE BUDGET
FOR THE YEAR ENDED 30 JUNE 2014

17. MAJOR LAND TRANSACTIONS CONTINUED...

Rates income that will be generated from the sale are also not incorporated into the 2013/14 budget document. When the sale occurs and the Valuer-General's office undertakes a valuation, the Town will be in a better position to incorporate rates revenue into the budget. It should be noted that any rates revenue generated through the development of Kingsford Business Park will remain within the municipal fund, and not be transferred to the Airport Reserve, unlike all proceeds from sales or leases.

Ausco

On 24 July 2013 Council approved the preparation of a Business Plan in accordance with section 3.58 and 3.59 of the Local Government Act 1995, outlining the proposed lease via private treaty with Ausco Modular for a 4.5 hectare portion of the western section of Lot 36 within the Kingsford Business Park for \$12 a square metre annually (\$540,000) for a period of ten years with two possible extensions of five years including annual CPI reviews during the lease term and extended period. This also included a voluntary development contribution within the development approval stipulating that upon completion of the development, a contribution of \$3.25 for each occupied room per night above a threshold level of 75% of total rooms (excluding site management personnel) shall be payable on an annual basis. This voluntary contribution shall be utilised by the Town towards community benefit programs identified in consultation between the two parties and recognised by the Town through public acknowledgements, naming rights or similar.

As the business plan still needs to go through the appropriate legislative process, and subsequently gain Council approval for the transaction to proceed, no income has been incorporated into the 2013/14 budget. If Council endorse the Town to enter into the major land transaction, any revenue will be incorporated into the budget after the execution of legal documents, and recognised with the associated transfer to the Airport Reserve in accordance with the Council resolution that requires the next \$40 million in income associated with the Kingsford Business Park development, to "make good" the \$40 million that was transferred to the Spoilbank Reserve for the redevelopment of the Spoilbank Precinct.

Rates income that will be generated from the lease are also not incorporated into the 2013/14 budget document. When the lease occurs and the Valuer-General's office undertakes a valuation, the Town will be in a better position to incorporate rates revenue into the budget. It should be noted that any rates revenue generated through the development of Kingsford Business Park will remain within the municipal fund, and not be transferred to the Airport Reserve, unlike all proceeds from sales or leases.

Catamore Court

On 26 September 2012, Council approved the issuance of a request for proposal (RFP) for an 9,070 square metre property for the development of staff housing.

On 19 March 2013, Council resolved to select Megara Constructions Pty Ltd as the preferred proponent for the development.

There is no cash component to the project. Council will receive 8 units on Lot 23 with the development valued at \$6.8 million to be used as staff accommodation. The units are to be completed 10 months after the issuance of a Certificate of Title (estimated December 2013). Council has budgeted \$1.095 million via loan funds for the work which is sufficient at this point to commence the civil works in partnership with the Department of Housing.

JD Hardie Centre

On September 2013, Council approved the issuance of a request for proposal (RFP) for a 8,600 square metre property for the development of staff housing. The Town hopes to acquire control of the property via Clause 25 of the "Government Land Policy Manual - Policy No. 04.0105", colloquially known as the "5% policy". There is not anticipated to be revenue generated through the project, and the anticipated sale amount of \$150,319 in expenditure has been incorporated via loan funds in the 2013/14 budget.

Council will receive housing (if the RFP is successful) estimated to be valued at \$5-\$8 million. It is unlikely that these houses will be available during the 2013/14 financial year.

TOWN OF PORT HEDLAND
NOTES TO AND FORMING PART OF THE BUDGET
FOR THE YEAR ENDED 30 JUNE 2014

17. MAJOR LAND TRANSACTIONS CONTINUED...

A 1.4 Hectare Section of Reserve 8214 (known as the Port Hedland Turf Club)

On 24 April 2013, Council approved the issuance of a request for proposal (RFP) for a 1.4 hectare section of Recreational Reserve 8214 (Turf Club) for commercial land development. This innovative development scenario should allow the Town to increase its commercial base while providing an income stream for improvements to Reserve 8214, but this does mean that income from the lease will not be available for areas outside of Reserve 8214.

The RFP is due back to Council in September 2013 and accordingly, no allocation of revenue or expenditure has been able to be predicted, nor has any been incorporated into the 2013/14 budget.

Port Hedland International Airport: Hotel

During 2012/13 a request for proposal for the development of an Airport Hotel was released which resulted in several expressions of interest being submitted to the Town, but ultimately an acceptable commercial agreement could not be reached and the proposal has been placed on hold pending an internal review. During 2013/14 the hotel proposal business case will be revisited as part of the planned Airport Master Plan review process.

Future Transient Workforce Accommodation

Further major land transactions are likely to occur in relation to the establishment of the Kingsford Business Park, although until approved by Council, there are no additional revenue sources incorporated into the 2013/14 budget document.

18. TRADING UNDERTAKINGS AND MAJOR TRADING UNDERTAKINGS

It is not anticipated that any trading undertakings or major trading undertakings will occur in 2013/14.

**TOWN OF PORT HEDLAND
FEES AND CHARGES
FOR THE YEAR ENDED 30 JUNE 2014**

FEES AND CHARGES	2012/13 Budget			2013/14 Budget		
	2012/13 Fee \$	GST \$	Total Fee (GST Incl) \$	2013/14 Fee \$	GST \$	Total Fee (GST Incl) \$
ADMINISTRATION						
Rating Charges						
Rating Information Statement – per assessment	25.09	2.51	27.60	26.27	2.63	28.90
Rates Reprint	25.09	2.51	27.60	26.27	2.63	28.90
Rates Alternative Arrangement - initial establishment	57.09	5.71	62.80	59.82	5.98	65.80
Rates Alternative Arrangement - for each instalment if not cleared within three months of original account	11.45	1.15	12.60	12.00	1.20	13.20
Instalment Plans - Interest			5.5%			5.5%
Instalment Plans - Administration Fee per instalment notice	11.45	1.15	12.60	12.00	1.20	13.20
Late Payment Penalty	57.09	5.71	62.80	59.82	5.98	65.80
Settlement Enquiry – Rate Search	25.09	2.51	27.60	26.27	2.63	28.90
Settlement Enquiry – Property and Rate Search (inclusive of physical inspection)	93.64	9.36	103.00	98.09	9.81	107.90
Settlement Enquiry – Property Compliance Report	72.91	7.29	80.20	76.36	7.64	84.00
Complete Owners Listing	312.09	31.21	343.30	327.09	32.71	359.80
Other Information Listings	104.00	10.40	114.40	109.00	10.90	119.90
Extract Rate Book	25.09	2.51	27.60	26.27	2.63	28.90
Electoral Rolls	36.36	3.64	40.00	38.09	3.81	41.90
Bin Replacement 240 Litre	143.40	-	143.40	150.30	-	150.30
Classic Domestic Bin Service Fee (240 Litre Bin)	220.70	-	220.70	265.00	-	265.00
Premium Domestic Bin Service Fee (240 Litre Bin - manual assistance required)	441.40	-	441.40	470.00	-	470.00
Premium Bin Service Fee (660 Litre Bin)	-	-	-	1,030.00	-	1,030.00
Domestic waste - private residents	Free	-	Free	Free	-	Free
<i>A 20% fee reduction applies to the above charges for eligible pensioners under the Pensioners and Seniors Rebate Scheme Rates and Charges (Rebates and Deferments) Act 1992.</i>						
Photocopying (per sheet)						
A4 (pictures/graphics)	0.91	0.09	1.00	0.91	0.09	1.00
A4 (pictures/graphics) double sided	-	-	-	1.82	0.18	2.00
A4 (typed page)	0.27	0.03	0.30	0.45	0.05	0.50
A4 (typed page) double sided	-	-	-	0.91	0.09	1.00
A3 (pictures/graphics)	1.82	0.18	2.00	1.91	0.19	2.10
A3 (pictures/graphics) double sided	-	-	-	3.82	0.38	4.20
A3 (typed page)	0.55	0.05	0.60	0.55	0.05	0.60
A3 (typed page) double sided	-	-	-	1.09	0.11	1.20
Plan Printing – copy of plans (per page)	15.64	1.56	17.20	16.36	1.64	18.00
Plan Printing - Normal Posters	26.00	2.60	28.60	27.27	2.73	30.00
Plan Printing - Glossy Posters	72.82	7.28	80.10	76.27	7.63	83.90
Freedom of Information Research (per hour)	36.10	-	36.10	30.00	-	30.00
Council						
Audio recording of Council Meetings	-	-	-	20.00	2.00	22.00
Professional Services (hourly rate). Note that this excludes all Professional Consultancy Fees for Building Services, which are applied in accordance with the fees outlined in that section						
Chief Executive Officer	-	-	-	196.40	19.64	216.04
Director	-	-	-	117.80	11.78	129.58
Manager	-	-	-	91.65	9.17	100.82
Coordinator	-	-	-	68.70	6.87	75.57
Senior Officer	-	-	-	57.80	5.78	63.58
Officer	-	-	-	53.45	5.35	58.80

**TOWN OF PORT HEDLAND
FEES AND CHARGES
FOR THE YEAR ENDED 30 JUNE 2014**

FEES AND CHARGES	2012/13 Budget			2013/14 Budget		
	2012/13 Fee \$	GST \$	Total Fee (GST Incl) \$	2013/14 Fee \$	GST \$	Total Fee (GST Incl) \$
COMMUNITY OVALS AND PARKS						
Discounts - Hire Fees - All Reserves						
(Staffing Charges May Apply)						
Community Groups			25%			25%
Junior Community Groups			50%			50%
Not for Profit + No Alcohol + Open to Public No Charge			100%			100%
Junior Sports			100%			100%
School Groups During School Hours (cleaning fee may apply)			100%			100%
Bond - All Events/All Facilities (unless stated otherwise)						
Level 1	100.00	-	100.00	100.00	-	100.00
Level 2	500.00	-	500.00	500.00	-	500.00
Level 3	1,000.00	-	1,000.00	1,000.00	-	1,000.00
Level 4	2,000.00	-	2,000.00	2,000.00	-	2,000.00
Level 5	3,000.00	-	3,000.00	3,000.00	-	3,000.00
Level 6	4,000.00	-	4,000.00	4,000.00	-	4,000.00
Level 7	5,000.00	-	5,000.00	5,000.00	-	5,000.00
Level 8	6,000.00	-	6,000.00	6,000.00	-	6,000.00
Level 9	7,000.00	-	7,000.00	7,000.00	-	7,000.00
Level 10	8,000.00	-	8,000.00	8,000.00	-	8,000.00
Level 11	9,000.00	-	9,000.00	9,000.00	-	9,000.00
Level 12	10,000.00	-	10,000.00	10,000.00	-	10,000.00
Sports Ground Charges						
<u>Club Charge (per player)</u>						
Team is charged on a number of standard players for each sport plus two reserves.						
Training and Match Charge - Seniors (Inclusive of no more than 2 training sessions per week during season)	40.91	4.09	45.00	42.91	4.29	47.20
Additional seniors usage per day (weekdays)	12.27	1.23	13.50	12.82	1.28	14.10
Additional seniors usage per day (weekends)	22.73	2.27	25.00	23.82	2.38	26.20
Match or Training Only Charge (Inclusive of no more than 2 training sessions per week)	20.00	2.00	22.00	21.00	2.10	23.10
Juniors (playing in a junior competition)	Free		Free	Free		Free
Preseason Training (Inclusive of no more than 2 training sessions per week)	10.00	1.00	11.00	10.45	1.05	11.50
<u>Association Charge (per player)</u>						
Team is charged on a number of standard players plus two reserves.						
Training and Match Charge - Seniors (Inclusive of no more than 2 training sessions per week during season)	20.45	2.05	22.50	21.45	2.15	23.60
Additional seniors usage per day (weekdays)	12.27	1.23	13.50	12.82	1.28	14.10
Additional seniors usage per day (weekends)	22.73	2.27	25.00	23.82	2.38	26.20
Match or Training Only Charge (Inclusive of no more than 2 training sessions per week)	10.00	1.00	11.00	10.45	1.05	11.50
Juniors (playing in a junior competition)	Free		Free	Free		Free
Preseason Training (Inclusive of no more than 2 training sessions per week)	5.00	0.50	5.50	5.27	0.53	5.80
Sporting Storage Shed - Seasonal Charge	107.27	10.73	118.00	112.45	11.25	123.70

**TOWN OF PORT HEDLAND
FEES AND CHARGES
FOR THE YEAR ENDED 30 JUNE 2014**

FEES AND CHARGES	2012/13 Budget			2013/14 Budget		
	2012/13 Fee \$	GST \$	Total Fee (GST Incl) \$	2013/14 Fee \$	GST \$	Total Fee (GST Incl) \$
Sports Ground Charges and Park for Casual Usage						
<i>including Civic Centre Gardens</i>						
Per Day (Reserve or Parks) Daily Rate	363.64	36.36	400.00	381.09	38.11	419.20
Hourly rate (Reserve or Park)	50.00	5.00	55.00	52.36	5.24	57.60
Reserve or park only - Fitness Classes - Hourly Rate	4.55	0.45	5.00	4.73	0.47	5.20
Miscellaneous Reserve Use (non impact users e.g. Sky diving) per day	45.45	4.55	50.00	47.64	4.76	52.40
Late Booking Fee - Casual Hirers	90.91	9.09	100.00	95.27	9.53	104.80
Faye Gladstone Netball Courts						
Per Court Hourly Rate	-	-	-	18.18	1.82	20.00
All Courts Hourly Rate	-	-	-	52.00	5.20	57.20
Daily Rate	-	-	-	378.18	37.82	416.00
Charges for Race Meetings (per race meeting)	1,430.18	143.02	1,573.20	1,498.82	149.88	1,648.70
Sports Ground Lighting						
<i>Colin Matheson Oval, Kevin Scott Oval, Maire Marland Reserve</i>						
Low light level per hour	26.73	2.67	29.40	26.73	2.67	29.40
Medium light level per hour	39.82	3.98	43.80	39.82	3.98	43.80
High light level per hour	63.64	6.36	70.00	63.64	6.36	70.00
<i>McGregor Street Reserve, Port Hedland</i>						
Lights per hour	14.73	1.47	16.20	15.91	1.59	17.50
<i>Faye Gladstone Netball Courts</i>						
Netball Courts – Lighting per hour (casual users). NOTE: Association meet all power charges.	18.26	1.83	20.09	19.73	1.97	21.70
Cleaning and Other Charges – Reserves and Recreation Grounds						
Hire of Event Bins 240 Litre	43.18	4.32	47.50	45.00	4.50	49.50
Hire of Event Bins 660 Litre	-	-	-	120.00	12.00	132.00
Marquee Park						
Hire of picnic Shelter and Barbeque (Areas A, B & C) for a two hour period	54.55	5.45	60.00	57.18	5.72	62.90
Hiring of Events Space (Area D) per hour	90.91	9.09	100.00	95.27	9.53	104.80
Exclusive Use of Events Space (Policy Conditions Apply) five hour period	909.09	90.91	1,000.00	952.73	95.27	1,048.00
RECREATION FACILITIES						
<i>Pool Charges</i>						
Adult entry (16+ years)	4.55	0.45	5.00	4.73	0.47	5.20
Child entry (under 2 years)	Free		Free	Free		Free
Child entry	3.64	0.36	4.00	0.91	0.09	1.00
Single entry for swim club member				2.27	0.23	2.50
Spectators	1.64	0.16	1.80	1.73	0.17	1.90
Spectators – Vacation Swim	1.64	0.16	1.80	1.73	0.17	1.90
Spectators - Swim Club Members	Free		Free	Free		Free
Family Single Day Pass	13.09	1.31	14.40	13.73	1.37	15.10
(Max of 2 Adults 2 Children) – Additional Children are at normal entry charge						
Concession	3.64	0.36	4.00	3.82	0.38	4.20
<i>Multi pass cards</i>						
10 pass card receive a 10% discount on all casual entry fees						10%

TOWN OF PORT HEDLAND
FEES AND CHARGES
FOR THE YEAR ENDED 30 JUNE 2014

FEES AND CHARGES	2012/13 Budget			2013/14 Budget		
	2012/13 Fee \$	GST \$	Total Fee (GST Incl) \$	2013/14 Fee \$	GST \$	Total Fee (GST Incl) \$
<i>Swimming Lessons</i>						
Aquatic Education - per lesson	10.00	1.00	11.00	10.45	1.05	11.50
Vacation Swimming entry	2.27	0.23	2.50	2.36	0.24	2.60
In Term Swimming entry	2.27	0.23	2.50	0.91	0.09	1.00
<i>Bronze Medallion Courses</i>						
Full Bronze Medallion Course	163.64	16.36	180.00	171.45	17.15	188.60
Bronze Requalification Course	81.82	8.18	90.00	85.73	8.57	94.30
<i>Latitude Surf Attraction</i>						
Adult Surf & Swim General Entry	16.36	1.64	18.00	17.18	1.72	18.90
Child/Concession Surf & Swim General Entry	13.64	1.36	15.00	14.27	1.43	15.70
Adult Aquatic or Platinum Member Surf	11.82	1.18	13.00	12.36	1.24	13.60
Child/Concession Surf Aquatic Member Surf	10.00	1.00	11.00	10.45	1.05	11.50
Adult swim - surf upgrade	11.82	1.18	13.00	12.36	1.24	13.60
Concession swim - surf upgrade	10.00	1.00	11.00	10.45	1.05	11.50
Child swim - surf upgrade	10.00	1.00	11.00	10.45	1.05	11.50
Multipass Card - 10 visits	122.73	12.27	135.00	128.64	12.86	141.50
<i>Latitude Group Bookings</i>						
0.5hrs Group Booking	204.55	20.45	225.00	214.36	21.44	235.80
1 hour Group Booking	409.09	40.91	450.00	428.73	42.87	471.60
1 hour Group Booking after hours / winter (minimum charge is 1 hour)	518.18	51.82	570.00	543.09	54.31	597.40
0.5hrs School group booking - during school hours	127.27	12.73	140.00	133.36	13.34	146.70
1 hour School group booking - during school hours	254.55	25.45	280.00	266.73	26.67	293.40
<i>Latitude Term Programming</i>						
Group coaching 0.5hr (up to 15 people)	250.00	25.00	275.00	262.00	26.20	288.20
Latitude term surf coaching program - 10 x 0.5hr sessions	177.27	17.73	195.00	185.82	18.58	204.40
<i>Latitude Community Price</i>						
0.5hrs Community rate	127.27	12.73	140.00	133.36	13.34	146.70
1hr Community rate	254.55	25.45	280.00	266.73	26.67	293.40
1hr Community rate after hours / winter	363.64	36.36	400.00	381.09	38.11	419.20
<i>Memberships</i>						
Platinum, Gym and Group Fitness Admin Fee (Includes administration and appraisal)	90.00	9.00	99.00	94.36	9.44	103.80
Aquatic Admin Fee	27.27	2.73	30.00	28.55	2.85	31.40
Triple Pack (Includes administration, appraisal, and 2 x PT sessions)	145.45	14.55	160.00	152.45	15.25	167.70
<i>Health Club Memberships (per fortnight)</i>						
Platinum Membership (Gym, group fitness and pool entry)	43.64	4.36	48.00	45.73	4.57	50.30
Platinum Membership (Conc.)	34.91	3.49	38.40	36.55	3.65	40.20
Gym Membership	36.36	3.64	40.00	38.09	3.81	41.90
Gym Membership (Conc.)	29.09	2.91	32.00	30.45	3.05	33.50
Off Peak Gym Membership (9pm - 5am)	27.27	2.73	30.00	28.55	2.85	31.40
Group Fitness Membership	36.36	3.64	40.00	38.09	3.81	41.90
Group Fitness Membership (Conc.)	29.09	2.91	32.00	30.45	3.05	33.50
Aquatic Membership - Adult	25.45	2.55	28.00	26.64	2.66	29.30
Aquatic Membership - Child	20.00	2.00	22.00	21.00	2.10	23.10

**TOWN OF PORT HEDLAND
FEES AND CHARGES
FOR THE YEAR ENDED 30 JUNE 2014**

FEES AND CHARGES	2012/13 Budget			2013/14 Budget		
	2012/13 Fee \$	GST \$	Total Fee (GST Incl) \$	2013/14 Fee \$	GST \$	Total Fee (GST Incl) \$
<i>Casual Group Fitness</i>						
Dry Group Fitness	14.55	1.45	16.00	15.27	1.53	16.80
Dry Group Fitness (Conc.)	11.64	1.16	12.80	12.18	1.22	13.40
Aqua Aerobics	14.55	1.45	16.00	15.27	1.53	16.80
Aqua Aerobics (Conc.)	11.64	1.16	12.80	12.18	1.22	13.40
Health Club 10 Pass Card	130.91	13.09	144.00	137.18	13.72	150.90
Health Club 10 Pass Card (Conc.)	104.73	10.47	115.20	109.73	10.97	120.70
<i>Gecko Memberships (ages 5-13)</i>						
Gecko membership joining fee	-	-	-	26.36	2.64	29.00
Gecko membership direct debit per fortnight	-	-	-	25.36	2.54	27.90
<i>TeenFit Membership (ages 14-16)</i>						
TeenFit membership joining fee	-	-	-	26.36	2.64	29.00
TeenFit membership direct debit per fortnight	-	-	-	32.73	3.27	36.00
<i>Personal Training</i>						
Personal Training 30 min member	36.36	3.64	40.00	38.09	3.81	41.90
Personal Training 30 min non member	45.45	4.55	50.00	47.64	4.76	52.40
Buddy System Member	27.27	2.73	30.00	28.55	2.85	31.40
Buddy System Non Member	45.45	4.55	50.00	47.64	4.76	52.40
Replacement membership card	-	-	-	9.09	0.91	10.00
Non member locker hire	-	-	-	2.73	0.27	3.00
Replacement duress necklace	-	-	-	90.91	9.09	100.00
<i>Birthday Parties</i>						
Wanangkura Stadium Birthday Party (up to 12 participants)	318.18	31.82	350.00	333.45	33.35	366.80
Wanangkura Stadium Birthday Party (over 12 participants - max 20)	363.64	36.36	400.00	381.09	38.11	419.20
Aqua Centre Birthday Party (up to 12 participants)	318.18	31.82	350.00	333.45	33.35	366.80
<i>Team Sports (per player)</i>						
Adult Game Fee (two game fees must be paid at the start of each session)	8.18	0.82	9.00	8.55	0.85	9.40
Adult Nomination Fee	8.18	0.82	9.00	8.55	0.85	9.40
Child Game Fee (two game fees must be paid at the start of each session)	6.36	0.64	7.00	6.64	0.66	7.30
Child Nomination Fee	6.36	0.64	7.00	6.64	0.66	7.30
Upfront payment discount - sporting teams						10% discount to be offered
Forfeit fine (greater than 24 hours notice)						One game fee
Forfeit fine (less than 24 hours notice)						Two game fees
<i>Crèche</i>						
Crèche per child	4.55	0.45	5.00	4.73	0.47	5.20
<i>Squash Court Hire</i>						
Court hire per hour	22.73	2.27	25.00	23.82	2.38	26.20
<i>Equipment Hire</i>						
Badminton / Squash Racquet Hire	-	-	-	9.09	0.91	10.00
Ball Hire (basketball, soccer, netball)	-	-	-	1.82	0.18	2.00
<i>Badminton Court Hire</i>						
Per court / per hour	-	-	-	14.55	1.45	16.00

**TOWN OF PORT HEDLAND
FEES AND CHARGES
FOR THE YEAR ENDED 30 JUNE 2014**

FEES AND CHARGES	2012/13 Budget			2013/14 Budget		
	2012/13 Fee \$	GST \$	Total Fee (GST Incl) \$	2013/14 Fee \$	GST \$	Total Fee (GST Incl) \$
<i>Wanangkura Stadium Facility Rental (Commercial Groups)</i>						
Function Room - Evening Rate per hour (min 10 hour booking Fri and Sat nights)	109.09	10.91	120.00	114.36	11.44	125.80
Function Room - Day Rate per hour	81.82	8.18	90.00	85.73	8.57	94.30
Function Room - when hired with Sporting Hall (per hour)	109.09	10.91	120.00	114.36	11.44	125.80
Meeting Room 1 (first 2 hours) per hour	45.45	4.55	50.00	47.64	4.76	52.40
Meeting Room 2 (first 2 hours) per hour	45.45	4.55	50.00	47.64	4.76	52.40
Club Room (first 2 hours) per hour	45.45	4.55	50.00	47.64	4.76	52.40
Meeting Room 1 (Third hour onwards) per hour	22.73	2.27	25.00	23.82	2.38	26.20
Meeting Room 2 (Third hour onwards) per hour	22.73	2.27	25.00	23.82	2.38	26.20
Sports Hall - Daily Rate	1,090.91	109.09	1,200.00	1,143.27	114.33	1,257.60
Sporting Hall - full court / per hour	109.09	10.91	120.00	54.55	5.45	60.00
Sporting Hall - half court / per hour	-	-	-	27.27	2.73	30.00
Casual Court usage	-	-	-	2.73	0.27	3.00
Group Fitness Room per hour	90.91	9.09	100.00	95.27	9.53	104.80
External courts - per court per hour	18.18	1.82	20.00	19.09	1.91	21.00
<i>For all ongoing bookings in excess of 10 weeks, a 25% discount applies</i>						
<i>Wanangkura Stadium Facility Rental (Community Groups)</i>						
Function Room - Evening Rate per hour (min 10 hour booking Fri and Sat nights)	81.82	8.18	90.00	85.73	8.57	94.30
Function Room - Day Rate per hour	61.36	6.14	67.50	64.27	6.43	70.70
Function Room - when hired with Sporting Hall (per hour)	81.82	8.18	90.00	85.73	8.57	94.30
Meeting Room 1 (first 2 hours) per hour	34.09	3.41	37.50	35.73	3.57	39.30
Meeting Room 2 (first 2 hours) per hour	34.09	3.41	37.50	35.73	3.57	39.30
Club Room (first 2 hours) per hour	34.09	3.41	37.50	35.73	3.57	39.30
Meeting Room 1 (Third hour onwards) per hour	17.05	1.70	18.75	17.91	1.79	19.70
Meeting Room 2 (Third hour onwards) per hour	17.05	1.70	18.75	17.91	1.79	19.70
Sports Hall - Daily Rate	545.45	54.55	600.00	571.64	57.16	628.80
Sporting Hall - full court / per hour	81.82	8.18	90.00	85.73	8.57	94.30
Sporting Hall - half court / per hour	81.82	8.18	90.00	20.45	2.05	22.50
Group Fitness Room per hour	68.18	6.82	75.00	71.45	7.15	78.60
External courts - per court per hour	13.64	1.36	15.00	14.27	1.43	15.70
<i>For all ongoing bookings in excess of 10 weeks, a 25% discount applies</i>						
Facility Cleaning Charge - per hour	77.27	7.73	85.00	81.00	8.10	89.10
After hours staff charge - per hour	68.18	6.82	75.00	71.64	7.16	78.80
During hours staff charge - per hour	45.45	4.55	50.00	47.73	4.77	52.50
Carpet for stadium floor (includes set up and pack down)	363.64	36.36	400.00	381.09	38.11	419.20
<i>Wanangkura Stadium - Services Hire</i>						
Internet access (per hour)	-	-	-	4.55	0.45	5.00
Telephone access (per hour)	-	-	-	4.55	0.45	5.00
Carpet laying	-	-	-	545.45	54.55	600.00
Carpet cleaning (post event)	-	-	-	181.82	18.18	200.00
<i>Wanangkura Stadium Facility Hire</i>						
Whole of facility hire (limited to two occurrences per year) includes access to the whole facility for special events for a 24 hour period	-	-	-	2,909.09	290.91	3,200.00

**TOWN OF PORT HEDLAND
FEES AND CHARGES
FOR THE YEAR ENDED 30 JUNE 2014**

FEES AND CHARGES	2012/13 Budget			2013/14 Budget		
	2012/13 Fee \$	GST \$	Total Fee (GST Incl) \$	2013/14 Fee \$	GST \$	Total Fee (GST Incl) \$
<i>Aquatic Centre Rental</i>						
Commercial per hour (includes all entries)	227.27	22.73	250.00	238.18	23.82	262.00
Community per hour (includes all entries)	170.45	17.05	187.50	178.64	17.86	196.50
Staff fee per hour (Duty Manager)	68.18	6.82	75.00	71.64	7.16	78.80
Staff fee per hour (Life Guard)	45.45	4.55	50.00	47.73	4.77	52.50
School carnival hire full day (spectator fees apply)	450.00	45.00	495.00	471.64	47.16	518.80
School carnival hire half day (spectator fees apply)	295.45	29.55	325.00	309.64	30.96	340.60
Lane hire - peak (4pm - 7pm) (entries not included)	13.64	1.36	15.00	14.27	1.43	15.70
Lane hire - off peak (entries not included)	4.55	0.45	5.00	4.73	0.47	5.20
Inflatable hire per hour	50.00	5.00	55.00	52.36	5.24	57.60
Inflatable - public use	1.82	0.18	2.00	1.91	0.19	2.10
Dive pool - per hour	-	-	-	78.55	7.85	86.40
Water polo pool - per hour	-	-	-	127.64	12.76	140.40
<i>Children's Programs (fee per hour)</i>						
Children Program Level 1	4.55	0.45	5.00	4.73	0.47	5.20
Children Program Level 2	5.45	0.55	6.00	5.73	0.57	6.30
Children Program Level 3	6.36	0.64	7.00	6.64	0.66	7.30
Children Program Level 4	7.27	0.73	8.00	7.64	0.76	8.40
Children Program Level 5	8.18	0.82	9.00	8.55	0.85	9.40
Children Program Level 6	9.09	0.91	10.00	9.55	0.95	10.50
Children Program Level 7	10.91	1.09	12.00	11.45	1.15	12.60
Children Program Level 8	13.64	1.36	15.00	14.27	1.43	15.70
Children Program Level 9	18.18	1.82	20.00	19.09	1.91	21.00
<i>Adult Programs (fee per hour)</i>						
Adult Program Level 1	10.00	1.00	11.00	10.45	1.05	11.50
Adult Program Level 2	10.91	1.09	12.00	11.45	1.15	12.60
Adult Program Level 3	11.82	1.18	13.00	12.36	1.24	13.60
Adult Program Level 4	12.73	1.27	14.00	13.36	1.34	14.70
Adult Program Level 5	13.64	1.36	15.00	14.27	1.43	15.70
Adult Program Level 6	14.55	1.45	16.00	15.27	1.53	16.80
Adult Program Level 7	15.45	1.55	17.00	16.18	1.62	17.80
Adult Program Level 8	16.36	1.64	18.00	17.18	1.72	18.90
Adult Program Level 9	17.27	1.73	19.00	18.09	1.81	19.90
Adult Program Level 10	18.18	1.82	20.00	19.09	1.91	21.00
Priority User Group Member						
Pension Carer if required	Free		Free	Free		Free
Town of Port Hedland Wellness Program (Policy Manual)	Free		Free	Free		Free
Swim Club Coaches – up to 12 nominated coaches for junior programs.	Free		Free	Free		Free
Phone – Local Calls Only	0.55	0.05	0.60	0.55	0.05	0.60
MATT DANN CULTURAL CENTRE						
Movies						
Adults	15.45	1.55	17.00	16.36	1.64	18.00
Concession	12.73	1.27	14.00	13.64	1.36	15.00
Children	10.00	1.00	11.00	10.91	1.09	12.00
Cheap Tuesday (One Price for All)	10.00	1.00	11.00	10.91	1.09	12.00

**TOWN OF PORT HEDLAND
FEES AND CHARGES
FOR THE YEAR ENDED 30 JUNE 2014**

FEES AND CHARGES	2012/13 Budget			2013/14 Budget		
	2012/13 Fee \$	GST \$	Total Fee (GST Incl) \$	2013/14 Fee \$	GST \$	Total Fee (GST Incl) \$
<i>Matt's Mates Memberships:-</i>						
Full Year Membership:-						
- Student	9.09	0.91	10.00	10.00	1.00	11.00
- Single	18.18	1.82	20.00	19.09	1.91	21.00
- Couple	36.36	3.64	40.00	38.18	3.82	42.00
- Family	45.45	4.55	50.00	47.64	4.76	52.40
<i>Non Profit Community Charges</i>						
<u>Full Day Event Basic</u>	363.64	36.36	400.00	363.64	36.36	400.00
Time for Bump-in/Rehearsal/Performance/Bump-out						
Includes basic light and sound only						
Theatre power, cleaning, staffing, extra equipment costs are in addition						
<u>Half Day Event Basic - Max 4 Hours @ \$62.50/hr</u>	181.82	18.18	200.00	181.82	18.18	200.00
Time for Bump-in/Rehearsal/Performance/Bump-out						
Includes basic light and sound only						
Theatre power, cleaning, staffing, extra equipment costs are in addition						
<u>Each Additional Performance</u>	181.82	18.18	200.00	181.82	18.18	200.00
On same day						
<u>Bare Stage Hire - Min 4 Hours @ \$50/hr</u>	181.82	18.18	200.00	181.82	18.18	200.00
Includes Stage Air-Conditioning, cleaning and house lights only						
<u>Foyer - Basic Charge - Min 4 Hours @ \$50 p/hr</u>	181.82	18.18	200.00	181.82	18.18	200.00
Hourly rate includes basic cleaning, lighting and power						
<u>Cleaning</u>						
Theatre	90.91	9.09	100.00	90.91	9.09	100.00
*Foyer	45.45	4.55	50.00	45.45	4.55	50.00
*Green Room	45.45	4.55	50.00	45.45	4.55	50.00
(*Dependant on usage - no charge if left as found) If not left as found, fee will be charged from bond.						
<u>Standard House Lighting Rig (Per Day)</u>	490.91	49.09	540.00	490.91	49.09	540.00
4 x Selecon Pacific Profiles (650W) (Warm and Cool Wash)						
6 x Selecon Fesnells (1.2K) (Warm and Cool Wash)						
<i>Commercial Charges</i>						
<u>Full Day Event Basic</u>	727.27	72.73	800.00	727.27	72.73	800.00
Time for Bump-in/Rehearsal/Performance/Bump-out						
Any additional theatre cleaning, staffing and extra equipment costs required are in addition						
<u>Half Day Event Basic - Max 4 Hours</u>	363.64	36.36	400.00	363.64	36.36	400.00
Time for Bump-in/Rehearsal/Performance/Bump-out						
Any additional theatre cleaning, staffing and extra equipment costs required are in addition						
<u>Each Additional Performance</u>	363.64	36.36	400.00	363.64	36.36	400.00
On same day						

**TOWN OF PORT HEDLAND
FEES AND CHARGES
FOR THE YEAR ENDED 30 JUNE 2014**

FEES AND CHARGES	2012/13 Budget			2013/14 Budget		
	2012/13 Fee \$	GST \$	Total Fee (GST Incl) \$	2013/14 Fee \$	GST \$	Total Fee (GST Incl) \$
Bare Stage Hire - Min 4 Hours @ \$100/hr	363.64	36.36	400.00	363.64	36.36	400.00
Includes Stage Air-Conditioning, cleaning and house lights only						
Foyer - Basic Charge - Min 4 Hours @ \$100 p/hr	363.64	36.36	400.00	363.64	36.36	400.00
Hourly rate includes basic cleaning, lighting and power						
Cleaning						
Theatre	181.82	18.18	200.00	181.82	18.18	200.00
*Foyer	90.91	9.09	100.00	90.91	9.09	100.00
*Green Room	90.91	9.09	100.00	90.91	9.09	100.00
(*Dependant on usage - no charge if left as found)						
Merchandise Fee						
<i>Option 1</i>						
ToPH staff sell all merchandise - \$250.00 or 10% of total ticket sales whichever is greater.	227.27	22.73	250.00	238.18	23.82	262.00
<i>Ticket Production</i>						
Ticketing Setup Fee	45.45	4.55	50.00	45.45	4.55	50.00
Reserved Seating Mode - 85 cents per ticket	0.77	0.08	0.85	0.77	0.08	0.85
General Seating Mode - 65 cents per ticket	0.59	0.06	0.65	0.59	0.06	0.65
<i>Bond</i>						
Bond for Venue Hire	500.00	-	500.00	500.00	-	500.00
Staffing Costs (per hour)						
<i>Head Tech</i>						
Monday - Friday - 8am - 5pm - Up to 7.5hrs	59.09	5.91	65.00	59.09	5.91	65.00
Monday - Friday - 8am - 5pm - Over 7.5hrs	72.73	7.27	80.00	72.73	7.27	80.00
Monday - Friday - Outside of 8am - 5pm	72.73	7.27	80.00	72.73	7.27	80.00
Saturday - Sunday - Up to 7.5hrs	72.73	7.27	80.00	72.73	7.27	80.00
Saturday - Sunday - Over 7.5hrs	109.09	10.91	120.00	109.09	10.91	120.00
<i>Casual Tech and FOH Supervisor Staff</i>						
Monday - Friday - 8am - 5pm - Up to 7.5hrs	45.45	4.55	50.00	45.45	4.55	50.00
Monday - Friday - 8am - 5pm - Over 7.5hrs	54.55	5.45	60.00	54.55	5.45	60.00
Monday - Friday - Outside of 8am - 5pm	54.55	5.45	60.00	54.55	5.45	60.00
Saturday - Sunday - Up to 7.5hrs	54.55	5.45	60.00	54.55	5.45	60.00
Saturday - Sunday - Over 7.5hrs	68.18	6.82	75.00	68.18	6.82	75.00
<i>Casual Front of House Staff</i>						
Monday - Sunday - Anytime	45.45	4.55	50.00	45.45	4.55	50.00

**TOWN OF PORT HEDLAND
FEES AND CHARGES
FOR THE YEAR ENDED 30 JUNE 2014**

FEES AND CHARGES	2012/13 Budget			2013/14 Budget		
	2012/13 Fee \$	GST \$	Total Fee (GST Incl) \$	2013/14 Fee \$	GST \$	Total Fee (GST Incl) \$
Equipment Hire List - External and Additional Internal						
<i>Non Profit Community Charges</i>						
<u>Audio - All rates per day</u>						
<i>Microphones</i>						
Microphones - SM57 and SM58	20.68	2.07	22.75	20.68	2.07	22.75
Microphones - e395 Vocal Microphone	27.27	2.73	30.00	27.27	2.73	30.00
Microphone Stand	54.55	5.45	60.00	54.55	5.45	60.00
Wireless Handheld Microphone	54.55	5.45	60.00	54.55	5.45	60.00
Drum Microphone Kit	54.55	5.45	60.00	54.55	5.45	60.00
<i>Consoles</i>						
Presonus Studiolive 16 Channel Digital	177.27	17.73	195.00	177.27	17.73	195.00
GL2200 24 Channel Audio Mixing Console	177.27	17.73	195.00	177.27	17.73	195.00
<i>Amplifiers</i>						
Quest QA3004	36.36	3.64	40.00	36.36	3.64	40.00
Yamaha P4500	31.82	3.18	35.00	31.82	3.18	35.00
<i>Outboard</i>						
BSS Opal FCS-966	27.27	2.73	30.00	27.27	2.73	30.00
DBX 160A	27.27	2.73	30.00	27.27	2.73	30.00
Presonus ACP-88	27.27	2.73	30.00	27.27	2.73	30.00
CCA Dual 31 Band	27.27	2.73	30.00	27.27	2.73	30.00
DBX Driverack PA	27.27	2.73	30.00	27.27	2.73	30.00
TCM-One	27.27	2.73	30.00	27.27	2.73	30.00
TCD-Two	27.27	2.73	30.00	27.27	2.73	30.00
Behringer GEQ3102	18.18	1.82	20.00	18.18	1.82	20.00
Behringer CX-2310 X-Over	18.18	1.82	20.00	18.18	1.82	20.00
CD Player - Denon Dual	27.27	2.73	30.00	27.27	2.73	30.00
CD Player - American DJ	18.18	1.82	20.00	18.18	1.82	20.00
Direct Input (D.I.) Unit	9.09	0.91	10.00	9.09	0.91	10.00
<i>Speakers</i>						
1 pair JDL SF15 Speakers	45.45	4.55	50.00	45.45	4.55	50.00
1 pair JDL VS125HS Subs	54.55	5.45	60.00	54.55	5.45	60.00
1 pair Yamaha 12" Foldback Wedges	36.36	3.64	40.00	36.36	3.64	40.00
1 pair Quest QM12MP	54.55	5.45	60.00	54.55	5.45	60.00
<i>Cables</i>						
14/6 Multicore	27.27	2.73	30.00	27.27	2.73	30.00
20 Way Multicore with Split	45.45	4.55	50.00	45.45	4.55	50.00
Returns core (8 Way)	27.27	2.73	30.00	27.27	2.73	30.00
<u>Lighting - All Rates Per Day</u>						
E'TC Ion Lighting Console	181.82	18.18	200.00	181.82	18.18	200.00
Leviton 24 Channel console	45.45	4.55	50.00	45.45	4.55	50.00
Jands event 48/96 Channel console	45.45	4.55	50.00	45.45	4.55	50.00
12 Channel Dimmer	45.45	4.55	50.00	45.45	4.55	50.00
iColor 4	18.18	1.82	20.00	18.18	1.82	20.00
iColor 4 Controller	9.09	0.91	10.00	9.09	0.91	10.00
1200 Follow Spot	45.45	4.55	50.00	45.45	4.55	50.00
1.2K Profile (1200W)	9.09	0.91	10.00	9.09	0.91	10.00
1.2K Fresnel (1000W)	9.09	0.91	10.00	9.09	0.91	10.00
Par 56 (300W)	9.09	0.91	10.00	9.09	0.91	10.00
<u>Equipment - All Rates Per Day</u>						
Unique Hazer	77.27	7.73	85.00	109.09	10.91	120.00
Yamaha Grand Piano	109.09	10.91	120.00	109.09	10.91	120.00
Gaffa Tape - Per Roll	15.45	1.55	17.00	15.45	1.55	17.00

**TOWN OF PORT HEDLAND
FEES AND CHARGES
FOR THE YEAR ENDED 30 JUNE 2014**

FEES AND CHARGES	2012/13 Budget			2013/14 Budget		
	2012/13 Fee \$	GST \$	Total Fee (GST Incl) \$	2013/14 Fee \$	GST \$	Total Fee (GST Incl) \$
<u>Electrical - All Rates Per Day</u>						
3 Phase Extension Lead (20M)	13.64	1.36	15.00	13.64	1.36	15.00
Powerwise Disto (For audio only)	31.82	3.18	35.00	31.82	3.18	35.00
<u>Audio Packages - All Rates Per Day</u>						
Small PA System	109.09	10.91	120.00	109.09	10.91	120.00
-Behringer Desk						
-Yamaha Amp						
1 x Behringer GEQ3102						
2 x JBL SF15 Speakers						
2 x Mics						
Large PA System	227.27	22.73	250.00	227.27	22.73	250.00
-Choice of console						
-2 x JBL SF15 Speakers						
-2 x JBL VS125HS Subs						
-2 x Yamaha Foldback Speakers						
-3 x Yamaha Amps						
Microphones as required						
Signal Processors to suit						
(Other equipment by arrangement)						
Nexo Sound System Package - Need MDCC Tech	1,363.64	136.36	1,500.00	1,363.64	136.36	1,500.00
Choice of console						
-2x S1210 Speakers						
-2 x 1230 Speakers						
-2 x RCF Subs						
-6 x Quest QA3004 Amps						
-6 (3 Mirrored Pairs) x QM12MP Wedges						
-1 x SF15 + VS125HS Drum Fill Combo						
Microphones as required						
Outboards/Processors as required						
Additional Monitors as required per pair (must have a Sound System booked with Matt Dann Cultural Centre Technical Assistant)	-	-	-	90.91	9.09	100.00
2 x QM12MP or 1 x QM15 Drumfill	-	-	-	90.91	9.09	100.00
Amps and cabling to suit						
Outboard / Processors as required						
<u>Lighting Packages - All Rates Per Day</u>						
Moving Lights Package	45.45	4.55	50.00	45.45	4.55	50.00
-4 x 250 Mac Entour						
-Advanced Moving Light Console						
-Cables to suit						
Extra 250 Mac Entour	90.91	9.09	100.00	90.91	9.09	100.00
-Only with Moving Lights Package						
Cable track per piece	-	-	-	9.09	0.91	10.00
<i>Commercial Charges</i>						
<u>Audio - All rates per day</u>						
<i>Microphones</i>						
Microphones - SM57 and SM58	31.82	3.18	35.00	31.82	3.18	35.00
Microphones - e395 Vocal Microphone	40.91	4.09	45.00	40.91	4.09	45.00
Microphone Stand	13.64	1.36	15.00	13.64	1.36	15.00
Wireless Handheld Microphone	81.82	8.18	90.00	81.82	8.18	90.00
Drum Microphone Kit	81.82	8.18	90.00	81.82	8.18	90.00

**TOWN OF PORT HEDLAND
FEES AND CHARGES
FOR THE YEAR ENDED 30 JUNE 2014**

FEES AND CHARGES	2012/13 Budget			2013/14 Budget		
	2012/13 Fee \$	GST \$	Total Fee (GST Incl) \$	2013/14 Fee \$	GST \$	Total Fee (GST Incl) \$
<i>Consoles</i>						
Presonus Studiolive 16 Channel Digital	272.73	27.27	300.00	272.73	27.27	300.00
GL2200 24 Channel Audio Mixing Console	272.73	27.27	300.00	272.73	27.27	300.00
<i>Amplifiers</i>						
Quest QA3004	54.55	5.45	60.00	54.55	5.45	60.00
Yamaha P4500	45.45	4.55	50.00	45.45	4.55	50.00
<i>Outboard</i>						
BSS Opal FCS-966	40.91	4.09	45.00	40.91	4.09	45.00
DBX 160A	40.91	4.09	45.00	40.91	4.09	45.00
Presonus ACP-88	40.91	4.09	45.00	40.91	4.09	45.00
CCA Dual 31 Band	40.91	4.09	45.00	40.91	4.09	45.00
DBX Driverack PA	40.91	4.09	45.00	40.91	4.09	45.00
TCM-One	40.91	4.09	45.00	40.91	4.09	45.00
TCD-Two	40.91	4.09	45.00	40.91	4.09	45.00
Behringer GEQ3102	27.27	2.73	30.00	27.27	2.73	30.00
Behringer CX-2310 X-Over	27.27	2.73	30.00	27.27	2.73	30.00
CD Player - Denon Dual	40.91	4.09	45.00	40.91	4.09	45.00
CD Player - American DJ	27.27	2.73	30.00	27.27	2.73	30.00
Direct Input (D.I.) Unit	13.64	1.36	15.00	13.64	1.36	15.00
<i>Speakers</i>						
1 pair JDL SF15 Speakers	63.64	6.36	70.00	63.64	6.36	70.00
1 pair JDL VS125HS Subs	81.82	8.18	90.00	81.82	8.18	90.00
1 pair Yamaha 12" Foldback Wedges	54.55	5.45	60.00	54.55	5.45	60.00
1 pair Quest QM12MP	81.82	8.18	90.00	81.82	8.18	90.00
<i>Cables</i>						
14/6 Multicore	42.55	4.25	46.80	40.91	4.09	45.00
20 Way Multicore with Split	61.45	6.15	67.60	63.64	6.36	70.00
Returns core (8 Way)	42.55	4.25	46.80	40.91	4.09	45.00
<i>Lighting - All Rates Per Day</i>						
Advanced Moving Light Console	272.73	27.27	300.00	272.73	27.27	300.00
Leviton 24 Channel console	68.18	6.82	75.00	68.18	6.82	75.00
Jands event 48/96 Channel console	68.18	6.82	75.00	68.18	6.82	75.00
12 Channel Dimmer	68.18	6.82	75.00	68.18	6.82	75.00
iColor 4	31.82	3.18	35.00	31.82	3.18	35.00
iColor 4 Controller	13.64	1.36	15.00	13.64	1.36	15.00
1200 Follow Spot	68.18	6.82	75.00	68.18	6.82	75.00
1.2K Profile (1200W)	18.64	1.86	20.50	18.64	1.86	20.50
1.2K Fresnel (1000W)	18.64	1.86	20.50	18.64	1.86	20.50
Par 56 (300W)	18.64	1.86	20.50	18.64	1.86	20.50
<i>Equipment - All Rates Per Day</i>						
Unique Hazer	118.18	11.82	130.00	127.27	12.73	140.00
Yamaha Grand Piano	163.64	16.36	180.00	163.64	16.36	180.00
Gaffa Tape - Per Roll	15.45	1.55	17.00	15.45	1.55	17.00
<i>Electrical - All Rates Per Day</i>						
3 Phase Extension Lead (20M)	22.73	2.27	25.00	22.73	2.27	25.00
Powerwise Disto (For audio only)	45.45	4.55	50.00	45.45	4.55	50.00
<i>Audio Packages - All Rates Per Day</i>						
Small PA System	227.27	22.73	250.00	227.27	22.73	250.00
-Behringer Desk						
-Yamaha Amp						
1 x Behringer GEQ3102						
2 x JBL SF15 Speakers						
2 x Mics						

**TOWN OF PORT HEDLAND
FEES AND CHARGES
FOR THE YEAR ENDED 30 JUNE 2014**

FEES AND CHARGES	2012/13 Budget			2013/14 Budget		
	2012/13 Fee \$	GST \$	Total Fee (GST Incl) \$	2013/14 Fee \$	GST \$	Total Fee (GST Incl) \$
Large PA System	454.55	45.45	500.00	454.55	45.45	500.00
-Choice of console						
-2 x JBL SF15 Speakers						
-2 x JBL VS125HS Subs						
-2 x Yamaha Foldback Speakers						
-3 x Yamaha Amps						
Microphones as required						
Signal Processors to suit						
(Other equipment by arrangement)						
Nexo Sound System Package - Need MDCC Tech	2,272.73	227.27	2,500.00	2,272.73	227.27	2,500.00
Choice of console						
-2x S1210 Speakers						
-2 x 1230 Speakers						
-2 x RCF Subs						
-6 x Quest QA3004 Amps						
-6 (3 Mirrored Pairs) x QM12MP Wedges						
-1 x SF15 + VS125HS Drum Fill Combo						
Microphones as required						
Outboards/Processors as required						
<u>Lighting Packages - All Rates Per Day</u>						
Moving Lights Package	727.27	72.73	800.00	727.27	72.73	800.00
-4 x 350 Mac Entour						
-ETC Console						
-Cables to suit						
Extra 350 Mac Entour	136.36	13.64	150.00	136.36	13.64	150.00
-Only with Moving Lights Package						
Cable Track per piece	-	-	-	13.64	1.36	15.00
<u>Standard House Lighting Rig (Per Day)</u>	490.91	49.09	540.00	490.91	49.09	540.00
4 x Selecon Pacific Profiles (650W) (Warm and Cool Wash)						
6 x Selecon Fesnels (1.2K) (Warm and Cool Wash)						
JD HARDIE CENTRE						
Programs						
Level 1 e.g. Dodgeball, Skating	4.55	0.45	5.00	4.55	0.45	5.00
Program Fee	-	-	-	6.82	0.68	7.50
Level 6	9.09	0.91	10.00	9.09	0.91	10.00
Level 7	13.64	1.36	15.00	13.64	1.36	15.00
Level 8	18.18	1.82	20.00	18.18	1.82	20.00
25% discount for 1 or more siblings						
Birthday Party (up to 12 participants for 2 hours). Includes staff, venue hire, equipment & prizes.	272.73	27.27	300.00	286.36	28.64	315.00
Birthday Party (over 12 participants for 2 hours). Maximum 20. Includes staff, venue hire, equipment & prizes.	363.64	36.36	400.00	381.82	38.18	420.00
Birthday Party Food Packages (up to 15 participants)						
Level 1 - Lil Grubbers	-	-	-	63.64	6.36	70.00
Level 2 - Terror Tornados	-	-	-	118.18	11.82	130.00
Level 3 - Healthy Options	-	-	-	118.18	11.82	130.00
Level 4 Halal Parties	-	-	-	118.18	11.82	130.00

TOWN OF PORT HEDLAND
FEES AND CHARGES
FOR THE YEAR ENDED 30 JUNE 2014

FEES AND CHARGES	2012/13 Budget			2013/14 Budget		
	2012/13 Fee \$	GST \$	Total Fee (GST Incl) \$	2013/14 Fee \$	GST \$	Total Fee (GST Incl) \$
Birthdays Party Food Packages (up to 25 participants)						
Level 1 - Lil Grubbers	-	-	-	104.55	10.45	115.00
Level 2 - Terror Tornados	-	-	-	195.45	19.55	215.00
Level 3 - Healthy Options	-	-	-	195.45	19.55	215.00
Level 4 Halal Parties	-	-	-	195.45	19.55	215.00
Equipment Hire						
Value < \$50 (some equipment exempt) per day	9.09	0.91	10.00	9.09	0.91	10.00
Value \$50 - \$200 (some equipment exempt) per day	27.27	2.73	30.00	28.18	2.82	31.00
Value > \$200 < \$1000 (some equipment exempt) / per day	77.27	7.73	85.00	77.27	7.73	85.00
Value > \$1000 (some equipment exempt) / 24 hours	204.55	20.45	225.00	204.55	20.45	225.00
Recording studio equipment per hour Professional Use (Note: use must be supervised by a technician, and hourly rates as specified below will also apply)	36.36	3.64	40.00	36.36	3.64	40.00
Recording studio equipment per hour Amateur Use (Note: use must be supervised by a technician, and hourly rates as specified below will also apply)	-	-	-	27.27	2.73	30.00
Technician (Professional Hire) - per hour	-	-	-	36.36	3.64	40.00
Technician (Amateur Hire) - per hour	-	-	-	18.18	1.82	20.00
Facility Rental - Off Peak hours 9am -4pm during school term 10% discount off fees below						
Staffing Costs (after hours)						
Program Officer	-	-	-	68.18	6.82	75.00
Program Assistant	-	-	-	50.00	5.00	55.00
Facility Rental - Opening Hours - Off Peak						
Commercial						
Stadium Hall – per hour	54.55	5.45	60.00	54.55	5.45	60.00
Stadium (1/2 size) per hour	36.36	3.64	40.00	36.36	3.64	40.00
Performing Arts Room – per hour	32.73	3.27	36.00	31.82	3.18	35.00
Conference Room (Commercial Rate) - per hour	30.91	3.09	34.00	31.82	3.18	35.00
Youth Lounge - per hour	40.91	4.09	45.00	40.91	4.09	45.00
Music Rehearsal Room - per hour	40.91	4.09	45.00	36.36	3.64	40.00
Art & Design Room - per hour	25.45	2.55	28.00	27.27	2.73	30.00
Music recording Room - per hour	22.73	2.27	25.00	22.73	2.27	25.00
Kitchen - per hour (minimum 3 hours)	25.45	2.55	28.00	36.36	3.64	40.00
Exclusive Use – per 12 hours - Staff Additional	446.36	44.64	491.00	463.64	46.36	510.00
Court Hire – No lights required (per hour per court)	11.82	1.18	13.00	12.27	1.23	13.50
Court Hire – Lights required (per hour per court)	20.00	2.00	22.00	21.82	2.18	24.00
Hot Desk (wifi, office, desk, chair) per hour	-	-	-	9.09	0.91	10.00
Community						
Stadium Hall – per hour	40.91	4.09	45.00	40.91	4.09	45.00
Stadium (1/2 size) per hour	30.91	3.09	34.00	31.82	3.18	35.00
Performing Arts Room – per hour	24.55	2.45	27.00	25.45	2.55	28.00
Conference Room - per hour	23.64	2.36	26.00	24.55	2.45	27.00
Youth Lounge - per hour	Free		Free	18.18	1.82	20.00
Music Rehearsal Room - per hour	30.91	3.09	34.00	27.27	2.73	30.00
Art & Design Room - per hour	19.09	1.91	21.00	20.00	2.00	22.00
Music recording Room - per hour	16.36	1.64	18.00	17.27	1.73	19.00
Kitchen - per hour (minimum 3 hours)	19.09	1.91	21.00	20.00	2.00	22.00
Exclusive Use – per 12 hours - Staff Additional	331.36	33.14	364.50	345.45	34.55	380.00
Court Hire – No lights required (per hour per court)	8.86	0.89	9.75	9.09	0.91	10.00
Court Hire – Lights required (per hour per court)	15.00	1.50	16.50	16.36	1.64	18.00
Hot Desk (wifi, office, desk, chair) per hour	-	-	-	4.55	0.45	5.00

**TOWN OF PORT HEDLAND
FEES AND CHARGES
FOR THE YEAR ENDED 30 JUNE 2014**

FEES AND CHARGES	2012/13 Budget			2013/14 Budget		
	2012/13 Fee \$	GST \$	Total Fee (GST Incl) \$	2013/14 Fee \$	GST \$	Total Fee (GST Incl) \$
Concession card holders						
Stadium Hall – per hour	27.27	2.73	30.00	28.18	2.82	31.00
Stadium (1/2 size) per hour	18.18	1.82	20.00	19.09	1.91	21.00
Performing Arts Room – per hour	16.36	1.64	18.00	17.27	1.73	19.00
Meeting Room - per hour	15.45	1.55	17.00	16.36	1.64	18.00
Youth Lounge - per hour	Free		Free	Free		Free
Music Rehearsal Room - per hour	20.91	2.09	23.00	13.64	1.36	15.00
Art & Design Room - per hour	12.73	1.27	14.00	13.64	1.36	15.00
Music recording Room - per hour	10.91	1.09	12.00	11.36	1.14	12.50
Kitchen - per hour (minimum 3 hours)	12.73	1.27	14.00	18.18	1.82	20.00
Hot Desk (wifi, office, desk, chair) per hour	-	-	-	4.55	0.45	5.00
Facility Rental - Opening Hours - Education Dept.						
In accordance with Council agreement the Education Department will be charged 50% of the community rate for facilities hired during school hours.						
SPINIFEX SPREE						
Site fee - Food Stallholder	200.00	20.00	220.00	209.09	20.91	230.00
Site fee - Regular Stallholder	200.00	20.00	220.00	209.09	20.91	230.00
Site fee - Local Food Stallholder - 25% discount	150.00	15.00	165.00	154.55	15.45	170.00
Site fee - Local Regular Stallholder - 25% discount	150.00	15.00	165.00	154.55	15.45	170.00
Community and Not for Profit Groups	Free		Free	Free		Free
SOUTH HEDLAND TOWN CENTRE						
Town Centre Only - Not for Profit Community Groups (Limited power, stage not included)						
- half day (max 4 hours)	-	-	-	45.45	4.55	50.00
- full day (max 8 hours)	-	-	-	90.91	9.09	100.00
Town Centre Full Access - Not for Profit Community Groups (includes power, stage and open space)						
- half day (max 4 hours)	-	-	-	181.82	18.18	200.00
- full day (max 8 hours)	-	-	-	363.64	36.36	400.00
Town Centre Full Access - Commercial (includes power, stage and open space)						
- half day (max 4 hours)	-	-	-	318.18	31.82	350.00
- full day (max 8 hours)	-	-	-	636.36	63.64	700.00
LIBRARY & INFORMATION SERVICES						
Printing / copying (A4) per page	0.27	0.03	0.30	0.27	0.03	0.30
Printing / copying (A3) per page	0.45	0.05	0.50	0.45	0.05	0.50
Photocopying from microfilm reader	0.27	0.03	0.30	0.27	0.03	0.30
Library Bags	3.45	0.35	3.80	3.64	0.36	4.00
Facsimile (maximum 5 pages including cover sheet)	3.00	0.30	3.30	3.18	0.32	3.50
Facsimile - International (First page)	5.00	0.50	5.50	5.27	0.53	5.80
Facsimile - International (per page after first)	2.00	0.20	2.20	2.09	0.21	2.30
Scanning to email	-	-	-	0.45	0.05	0.50
Laminating (A4) per page	2.45	0.25	2.70	2.55	0.25	2.80
Laminating (A3) per page	3.36	0.34	3.70	3.55	0.35	3.90
Administration Fee for Lost / Damaged Items (per item)	11.64	1.16	12.80	12.18	1.22	13.40
Lost Membership Card Replacement	2.36	0.24	2.60	2.45	0.25	2.70
Late Book Return (per member items 2 weeks over due)	2.36	0.24	2.60	2.45	0.25	2.70
Colour Print A4 (Public PC)	0.91	0.09	1.00	0.91	0.09	1.00
Colour Print A3(Public PC)	1.82	0.18	2.00	1.91	0.19	2.10
Local Historical Collection Research - per hour (<i>commercial users only</i>)	23.27	2.33	25.60	24.36	2.44	26.80
Annual Book Club Membership Fee	18.91	1.89	20.80	22.73	2.27	25.00

**TOWN OF PORT HEDLAND
FEES AND CHARGES
FOR THE YEAR ENDED 30 JUNE 2014**

FEES AND CHARGES	2012/13 Budget			2013/14 Budget		
	2012/13 Fee \$	GST \$	Total Fee (GST Incl) \$	2013/14 Fee \$	GST \$	Total Fee (GST Incl) \$
Programs Workshops (External Facilitators):-						
- Adults - Level 1	14.18	1.42	15.60	18.18	1.82	20.00
- Adults - Level 2	-	-	-	27.27	2.73	30.00
- Adults - Level 3	-	-	-	45.45	4.55	50.00
- Adults - Level 4	-	-	-	90.91	9.09	100.00
- Children - Level 1	4.73	0.47	5.20	5.45	0.55	6.00
- Children - Level 2	-	-	-	9.09	0.91	10.00
- Children - Level 3	-	-	-	13.64	1.36	15.00
- Children - Level 4	-	-	-	18.18	1.82	20.00
Invigilation of Examination (max 3 hours)	68.18	6.82	75.00	71.45	7.15	78.60
Community Bus (24 Seats)						
Bond (waiver at CEO discretion)	1,040.00	-	1,040.00	1,040.00	-	1,040.00
Hire per Day (or part there of)	50.09	5.01	55.10	52.45	5.25	57.70
Rate per kilometre (first 100km free)	0.27	0.03	0.30	0.27	0.03	0.30
ENVIRONMENTAL HEALTH						
Trading in Public Places						
Application Fee	52.00		52.00	55.00		55.00
1 Day Fee	52.00		52.00	55.00		55.00
1 week or part thereof	120.00		120.00	125.00		125.00
1 month or part thereof	240.00		240.00	250.00		250.00
1 year or part thereof	589.00		589.00	620.00		620.00
Lodging Houses						
Lodging House Registration (includes Motels)	200.00		200.00	200.00		200.00
Food Act 2008						
Notification Fee - high, medium & low risk	53.00		53.00	56.00		56.00
Notification Fee - Exempted Food Premises, Not for Profit & Community Groups	No Fee		No Fee	No Fee		No Fee
Registered Premises Assessment Fee						
High Risk (2 assessments per year)	426.00		426.00	445.00		445.00
Medium Risk (2 assessments per year)	426.00		426.00	445.00		445.00
Low Risk (1 assessment per year)	213.00		213.00	225.00		225.00
Very Low Risk			No fee			No Fee
Second & Subsequent Re-Assessment (fee per hour)	94.00		94.00	100.00		100.00
Transfer Fee	53.00		53.00	56.00		56.00
Application Fee - Construct & Establish a Food Premises (s110(3)) & Includes Notification Fee						
Supplementary Fees Based on Fee for Service (LG Act 1995 Part 6						
- first hour	188.00		188.00	181.82	18.18	200.00
- each hour thereafter	94.00		94.00	90.91	9.09	100.00

**TOWN OF PORT HEDLAND
FEES AND CHARGES
FOR THE YEAR ENDED 30 JUNE 2014**

FEES AND CHARGES	2012/13 Budget			2013/14 Budget		
	2012/13 Fee \$	GST \$	Total Fee (GST Incl) \$	2013/14 Fee \$	GST \$	Total Fee (GST Incl) \$
Assessing Lodging House Floor Plans						
Research Fee – Research required above normal service						
- first hour	170.91	17.09	188.00	181.82	18.18	200.00
- each hour thereafter	85.45	8.55	94.00	90.91	9.09	100.00
Holiday Chalets and Cabins per unit	17.27	1.73	19.00	18.18	1.82	20.00
Private Water/Food Sampling Requested for Analysis (Lab analysis not included, sample inspection only.)						
- first hour	170.91	17.09	188.00	181.82	18.18	200.00
- each hour thereafter	85.45	8.55	94.00	90.91	9.09	100.00
Temporary Accommodation Application Fee	165.45	16.55	182.00	172.73	17.27	190.00
Certificates						
Liquor Act Certification Section 39						
- first hour	170.91	17.09	188.00	181.82	18.18	200.00
- each hour thereafter	85.45	8.55	94.00	90.91	9.09	100.00
Gaming Act Certification Section 50 (1)						
- first hour	170.91	17.09	188.00	181.82	18.18	200.00
- each hour thereafter	85.45	8.55	94.00	90.91	9.09	100.00
Local Government Report Fee (Septic tank applications to Dept of Health)						
Local government report fee	102.73	10.27	113.00	102.73	10.27	113.00
Private Works						
Environmental Health Officer requested to do works (e.g. special sampling for other companies, including equipment)						
- first hour	170.91	17.09	188.00	181.82	18.18	200.00
- each hour thereafter	85.45	8.55	94.00	90.91	9.09	100.00
Asbestos Sampling						
Take asbestos sample and have analysed and supply report (does not include analysis costs)						
- first hour	260.00	26.00	286.00	272.73	27.27	300.00
- each hour thereafter	85.45	8.55	94.00	90.91	9.09	100.00
BUILDING SERVICES						
Building Approvals						
<i>Building Approval Bonds</i>						
Kerbing (entire lot frontages) (per m)	42.60		42.60	44.60		44.60
Footpaths (includes dual use paths entire lot frontage) (per m2)	160.00		160.00	167.70		167.70
Re-inspection Fee for Regulatory Swimming Pool Inspections - price per inspection (4 yearly mandatory inspections)				174.55	17.45	192.00
Standard Property Enquiry (incl list of Building Approvals)	209.09	20.91	230.00	263.64	26.36	290.00
Premium Property Enquiry - included list of building approvals, site inspection and report. (External inspection only)				600.00	60.00	660.00
Fast track Premium Property Enquiry - included list of building approvals, site inspection and report. (External inspection only)				900.00	90.00	990.00
Search and photocopy fee for building plans (per property)				272.73	27.27	300.00
Certificate of Design Compliance (GST inclusive) based on Estimated Value of Construction (EVC)						
- \$0 - \$1,000,000 (minimum charge (\$1,155.00))				1,050.00	105.00	1,155.00
- \$1,000,001 to \$2,500,000						\$3850.00 plus 0.198% EVC less \$1,000,000

**TOWN OF PORT HEDLAND
FEES AND CHARGES
FOR THE YEAR ENDED 30 JUNE 2014**

FEES AND CHARGES	2012/13 Budget			2013/14 Budget		
	2012/13 Fee \$	GST \$	Total Fee (GST Incl) \$	2013/14 Fee \$	GST \$	Total Fee (GST Incl) \$
- \$2,500,001 and over						\$6820.00 plus 0.099% of EVC less \$2,500,000
- Maximum fee payable \$110,000.00						Maximum \$110,000
Certificate of Construction Compliance						
- when a Certificate of Design Compliance has been issued by ToPH for the same specific building work				530.91	53.09	584.00
- when a Certificate of Design Compliance for the works has been issued by a Private Certifier				2,000.00	200.00	2,200.00
Certificate of Building Compliance Unauthorised building works purpose based on Estimated Value of Construction (EVC)						
- \$0 - \$1,000,000 (minimum charge (\$1,650.00))				1,500.00	150.00	1,650.00
- \$1,000,0001 to \$2,500,000						\$5,500.00 plus 0.278% of EVC less \$1,000,000
- \$2,500,001 and over						\$9,670 plus 0.138% of EVC less \$2,500,000
- Maximum fee payable \$150,000						Maximum \$150,000
Certificate of Building Compliance (GST Inclusive) Formalise existing building works purpose						
- Class 1a, 10a, b and c				530.91	53.09	584.00
- Class 1b, 2 to 9 inclusive				2,000.00	200.00	2,200.00
Certificate of Building Compliance (GST inclusive) Strata Purposes						\$288.00 plus \$75.00 for each strata covered by the application, but not less than \$150
Fast Tracking Fee for the following non-legislated building fees:- i) Certificate of Design Compliance ii) Certificate of Construction Compliance iii) Certificate of Building Compliance						Cost of application fee plus 50%
Inspection Fees (GST Inclusive) Minimum 1 hour charge						
- Class 1a, 10a, 10b and 10c (building / unit / structure etc) per inspection				174.55	17.45	192.00
- Class 1b and 2 to 9 inclusive (building / unit / structure etc) per inspection				265.45	26.55	292.00
Re-inspection Fees (GST Inclusive) Minimum 1 hour charge						
- Class 1a, 10a, 10b and 10c (building / unit / structure etc) per inspection				174.55	17.45	192.00
- Class 1b and 2 to 9 inclusive (building / unit / structure etc) per inspection				265.45	26.55	292.00

**TOWN OF PORT HEDLAND
FEES AND CHARGES
FOR THE YEAR ENDED 30 JUNE 2014**

FEES AND CHARGES	2012/13 Budget			2013/14 Budget		
	2012/13 Fee \$	GST \$	Total Fee (GST Incl) \$	2013/14 Fee \$	GST \$	Total Fee (GST Incl) \$
Local Government Approval of Battery Powered Smoke Alarms (GST Inclusive)				154.55	15.45	170.00
Professional Consultancy (GST Inclusive) per hour						
- Manager Building Services				275.00	27.50	302.50
- Coordinator / Senior Building Surveyor				220.45	22.05	242.50
- Building Surveyor				174.55	17.45	192.00
- Administration Officer				87.27	8.73	96.00
Administration Fee				87.27	8.73	96.00
Performance Based Assessment (GST Inclusive)						POA
Change of Builder after Building Licence has been issued	209.09	20.91	230.00	219.09	21.91	241.00
Copy of Home Indemnity Insurance Certificate	52.00	5.20	57.20	54.45	5.45	59.90
TOWN PLANNING						
Clearance of Planning related Conditions (Charge is per request)	281.82	28.18	310.00	295.36	29.54	324.90
Section 70A / Restrictive Covenant Request (Charge is per request)	281.82	28.18	310.00	295.36	29.54	324.90
Section 40 Certificate - Liquor License (Charge is per request)	125.45	12.55	138.00	293.09	29.31	322.40
Road and / or Pedestrian Accessway closure (Charge per request)	318.18	31.82	350.00	1,146.82	114.68	1,261.50
Application for Extension of Time (Charge per request)	181.82	18.18	200.00	190.55	19.05	209.60
Amended Development Application (Charge is 50% of original DA fee with a minimum charge of \$158.10)	138.18	13.82	152.00	144.82	14.48	159.30
Development Assessment Group (DAG)	227.27	22.73	250.00	238.18	23.82	262.00
Returning of incomplete applications	76.36	7.64	84.00	80.00	8.00	88.00
Subdivision reinspection fee Where a developer has advised that subdivision works are complete, but are found on first inspection to be incomplete and a reinspection is required	90.91	9.09	100.00	95.27	9.53	104.80
E-planning Fee (restricted to pre-arranged applications)				136.36	13.64	150.00
External Referrals						
0 - 50 letters	200.00	20.00	220.00	209.64	20.96	230.60
51 - 100 letters	300.00	30.00	330.00	314.36	31.44	345.80
101 - 500 letters	500.00	50.00	550.00	524.00	52.40	576.40
501 + letters	1,009.09	100.91	1,110.00	1,057.55	105.75	1,163.30
SCHEME AMENDMENTS & STRUCTURE PLANS						
Development Plans / Scheme Amendments	6,869.27	686.93	7,556.20	8,871.45	887.15	9,758.60
Area Specific Plans / Detailed Area Plans	1,363.64	136.36	1,500.00	1,429.09	142.91	1,572.00
Amended Development Plans / ASP / DAP						25% of original fee
Advertising						
On-site	515.55	51.55	567.10	540.27	54.03	594.30
Newspaper	584.55	58.45	643.00	612.64	61.26	673.90
Copies of Scheme Text	26.09	2.61	28.70	27.36	2.74	30.10

**TOWN OF PORT HEDLAND
FEES AND CHARGES
FOR THE YEAR ENDED 30 JUNE 2014**

FEES AND CHARGES	2012/13 Budget			2013/14 Budget		
	2012/13 Fee \$	GST \$	Total Fee (GST Incl) \$	2013/14 Fee \$	GST \$	Total Fee (GST Incl) \$
ECONOMIC DEVELOPMENT						
Economic and Land Development Advice - incl. written, research, presentations etc (per hour)	67.91	6.79	74.70	71.18	7.12	78.30
Publications (excludes those where amount determined by other legislation)			At Cost plus 10%			At Cost plus 10%
RANGER SERVICES						
Dogs & Cats (GST Exempt)						
Seizure and impounding of a dog - Unregistered	109.00	-	109.00	130.00	-	130.00
Seizure and impounding of a dog – second or subsequent impoundment	109.00	-	109.00	140.00	-	140.00
Seizure and impounding of a registered dog (poundable)	69.00	-	69.00	75.00	-	75.00
Maintenance of dog in pound (pay per day or part thereof) – sustenance	17.00	-	17.00	20.00	-	20.00
Maintenance of cat/kitten in pound (pay per day or part thereof) – sustenance	7.00	-	7.00	10.00	-	10.00
Seizure and return of dog without impounding	69.00	-	69.00	75.00	-	75.00
Return of a dog impounded outside normal hours	46.00	-	46.00	200.00	-	200.00
Surrender of a puppy per dog				20.00	-	20.00
Surrender of a Dog	29.00	-	29.00	40.00	-	40.00
Surrender of cat/kitten	12.00	-	12.00	15.00	-	15.00
Replacement Dog or Cat Registration Tag				2.00	-	2.00
Application to keep more than two Dogs				150.00	-	150.00
Licence to keep an approved kennel	100.00	-	100.00	100.00	-	100.00
Renewal of a licence to keep an approved kennel	69.00	-	69.00	75.00	-	75.00
Deposit Dog Anti Barking Collar	110.00	-	110.00	125.00	-	125.00
Hire of Dog Anti Barking Collar – per fortnight	15.00	-	15.00	20.00	-	20.00
	-					
Impound Fees (GST Exempt)						
Impound Fees Chargeable by Ranger after 06:00am and before 18:00pm	180.00	-	180.00	180.00	-	180.00
Impound Fees Chargeable by Ranger after 18:00pm and before 06:00am	200.00	-	200.00	200.00	-	200.00
Poundage Fees for Cattle Impounded	-			-		
- first 24 hours	16.00	-	16.00	16.00	-	16.00
- each 24 hours or part thereafter	5.00	-	5.00	5.00	-	5.00
Sustenance for Cattle Impounded each 24 hours or part thereafter	5.00	-	5.00	5.00	-	5.00
Impound, Poundage, Sustenance fees for suckling animal under the age of 6 months running with its mother	Free		Free	Free		Free
Abandoned Vehicles						
Towing Charge						
- Light Vehicle				136.36	13.64	150.00
- Burnt out Vehicle				227.27	22.73	250.00
- Bus				590.91	59.09	650.00
- Truck				590.91	59.09	650.00
Storage of impounded vehicle (per month or part thereof)	62.73	6.27	69.00	136.36	13.64	150.00
Administrative Maintenance	25.45	2.55	28.00	31.82	3.18	35.00
Trespassing Livestock (GST Exempt)						
Trespass in enclosed growing crop of any kind, or enclosure from which the crop has not been removed or in an enclosed public cemetery or sanitary site						
- Entire horses, mares, geldings, bulls, oxen, steers, heifers, calves, asses, mules, or camels (per head)	200.00	-	200.00	200.00		200.00
- Pigs of any description (per head)	200.00	-	200.00	200.00		200.00
- Sheep of any description (per head)	180.00	-	180.00	180.00		180.00
- Goats (per head)	180.00	-	180.00	180.00		180.00

**TOWN OF PORT HEDLAND
FEES AND CHARGES
FOR THE YEAR ENDED 30 JUNE 2014**

FEES AND CHARGES	2012/13 Budget			2013/14 Budget		
	2012/13 Fee \$	GST \$	Total Fee (GST Incl) \$	2013/14 Fee \$	GST \$	Total Fee (GST Incl) \$
Trespass in an unenclosed paddock or meadow of grass or of stubble						
- Entire horses, mares, geldings, bulls, oxen, steers, heifers, calves, asses, mules, or camels (per head)	200.00	-	200.00	200.00		200.00
- Pigs of any description (per head)	200.00	-	200.00	200.00		200.00
- Sheep of any description (per head)	180.00	-	180.00	180.00		180.00
- Goats (per head)	180.00	-	180.00	180.00		180.00
	-					
Trespass in other enclosed land						
- Entire horses, mares, geldings, bulls, oxen, steers, heifers, calves, asses, mules, or camels (per head)	200.00	-	200.00	200.00		200.00
- Pigs of any description (per head)	200.00	-	200.00	200.00		200.00
- Sheep of any description (per head)	180.00	-	180.00	180.00		180.00
- Goats (per head)	180.00	-	180.00	180.00		180.00
	-					
Trespass in other unenclosed land						
- Entire horses, mares, geldings, bulls, oxen, steers, heifers, calves, asses, mules, or camels (per head)	200.00	-	200.00	200.00		200.00
- Pigs of any description (per head)	200.00	-	200.00	200.00		200.00
- Sheep of any description (per head)	180.00	-	180.00	180.00		180.00
- Goats (per head)	180.00	-	180.00	180.00		180.00
Traps						
Vermin Trap - Hire (per fortnight or part thereof)	12.73	1.27	14.00	13.64	1.36	15.00
- Deposit	110.00		110.00	115.00	-	115.00
Vermin Trap Replacement Fee	100.00	10.00	110.00	118.18	11.82	130.00
Dog Trap - Hire (per day)	25.45	2.55	28.00	118.18	11.82	130.00
- Bond	22.00		22.00	130.00	-	130.00
Dog Trap Replacement Fee	504.55	50.45	555.00	527.27	52.73	580.00
Dangerous / Restricted Dog collars				40.91	4.09	45.00
Dangerous / Restricted Breed Dog Signs				27.27	2.73	30.00
Shopping Trolleys						
Release of Impounded Shopping Trolleys	30.00	3.00	33.00	31.82	3.18	35.00
ENGINEERING SERVICES						
Engineering Private Works are not included						
Private Works (per hour)						
Administration Charge per invoice - all works	102.73	10.27	113.00	140.00	14.00	154.00
Plant Hire (per hour, minimum of 1 hour)						
- Front end loader	132.73	13.27	146.00	175.00	17.50	192.50
- Tip truck - 10m3	149.09	14.91	164.00	140.00	14.00	154.00
- Tip Truck - 6m3	110.00	11.00	121.00	120.00	12.00	132.00
- Tip Truck - 3m3				100.00	10.00	110.00
- Street sweeper (large)	176.36	17.64	194.00	210.00	21.00	231.00
- Street sweeper (small)	122.73	12.27	135.00	150.00	15.00	165.00
- Road patching maintenance truck plus materials	132.73	13.27	146.00	190.00	19.00	209.00
- Sign Truck (plus materials)				120.00	12.00	132.00
- Water Truck (large)				160.00	16.00	176.00
- Water Truck (small)				120.00	12.00	132.00
- Tractor	132.73	13.27	146.00	140.00	14.00	154.00
- Tractor and slasher	132.73	13.27	146.00	170.00	17.00	187.00
- Tractor and mower				160.00	16.00	176.00
- Grader	190.91	19.09	210.00	230.00	23.00	253.00
- Backhoe	134.55	13.45	148.00	160.00	16.00	176.00
- Positrack (Includes attachments)				130.00	13.00	143.00
- Toolcat (includes attachments)				130.00	13.00	143.00
- Landfill Compactor Unit	270.00	27.00	297.00	288.91	28.89	317.80
- Excavator	176.36	17.64	194.00	190.00	19.00	209.00

**TOWN OF PORT HEDLAND
FEES AND CHARGES
FOR THE YEAR ENDED 30 JUNE 2014**

FEES AND CHARGES	2012/13 Budget			2013/14 Budget		
	2012/13 Fee \$	GST \$	Total Fee (GST Incl) \$	2013/14 Fee \$	GST \$	Total Fee (GST Incl) \$
- Track Loader				280.00	28.00	308.00
- One Arm Rubbish Truck (Large)				190.00	19.00	209.00
- Rear Loader Rubbish Truck (Large)				190.00	19.00	209.00
- Rear Loader Rubbish Truck (Small)				140.00	14.00	154.00
- Mowers with Catchers				120.00	12.00	132.00
- Out Front Ride on Mower				90.00	9.00	99.00
- Small ride on Mower				65.00	6.50	71.50
- Mulcher				165.00	16.50	181.50
- SAM Sign				110.00	11.00	121.00
- Trailer Box				10.00	1.00	11.00
- Trailer Large Car				20.00	2.00	22.00
- Trailer Heavy Plant				35.00	3.50	38.50
- Spray Unit excluding chemicals				65.00	6.50	71.50
- Sanitisation / Graffiti Vehicle (plus Chemicals at cost price at time of purchase)				120.00	12.00	132.00
- Irrigation Vehicle (plus Parts at cost price at time of purchase)				120.00	12.00	132.00
- 4x4 Ute (per day)				120.00	12.00	132.00
- 4x4 Ute (per hour)				85.00	8.50	93.50
- 2x4 Ute (per day)				101.82	10.18	112.00
- 2x4 Ute (per hour)				70.00	7.00	77.00
- Small Sedan (per hour)				55.00	5.50	60.50
- Large Sedan (per hour)				65.00	6.50	71.50
<i>Note: All plant hire rates include operator labour costs as plant will not be a dry hire</i>						
Design and Contract Services						
Tender Specification Documentation Deposit (when applied)	200.00	20.00	220.00	209.64	20.96	230.60
Unsealed Road Maintenance Contribution						
Road Train Users - this fee will be applicable when Council has approved road train access to an unsealed road conditional upon the users entering into a maintenance agreement with Council (per tonne/per kilometre or part thereof)	0.09	0.01	0.10	0.18	0.02	0.20
Private Works (per hour)						
Administration Charge (per invoice) - all works	105.91	10.59	116.50	140.00	14.00	154.00
Labour	59.09	5.91	65.00	70.00	7.00	77.00
Supervisor				120.00	12.00	132.00
Materials						
Water (ex standpipe) (per kilolitre) plus administration fee per invoice	2.55	0.25	2.80	2.73	0.27	3.00
<i>Note: This charge is cost recovery plus administration. Water billed monthly.</i>						
Weighbridge Dockets						
Administration Fee to reprint weighbridge docket (per docket)	11.00	1.10	12.10	20.00	2.00	22.00
History Report per Request				130.91	13.09	144.00

**TOWN OF PORT HEDLAND
FEES AND CHARGES
FOR THE YEAR ENDED 30 JUNE 2014**

FEES AND CHARGES	2012/13 Budget			2013/14 Budget		
	2012/13 Fee \$	GST \$	Total Fee (GST Incl) \$	2013/14 Fee \$	GST \$	Total Fee (GST Incl) \$
Domestic Waste						
Domestic waste – commercial contractor (per tonne)	40.91	4.09	45.00	65.00	6.50	71.50
* Domestic waste – commercial contractor (per m3) minimum charge \$25.70	38.55	3.85	42.40	23.36	2.34	25.70
Green waste (sorted and ready to mulch) - private residents	Free		Free	Free		Free
Clean fill (tonne)	Free		Free	Free		Free
NOTE: * This charge to apply ONLY when weighbridge is not operational.						
Industrial Waste						
* Industrial Waste (per m3)	38.55	3.85	42.40	97.55	9.75	107.30
Industrial Waste (tonne)	40.91	4.09	45.00	75.00	7.50	82.50
Building rubble, bricks, concrete, mangrove, etc (per tonne)	19.27	1.93	21.20	75.00	7.50	82.50
Building rubble, bricks, concrete, mangrove, etc (minimum charge per m3)				112.50	11.25	123.75
Scrap metal including whitegoods (tonne)	12.82	1.28	14.10	20.00	2.00	22.00
Wood - clean pallets, structural timber, etc (tonne)	40.91	4.09	45.00	65.00	6.50	71.50
Wood - clean pallets, structural timber, etc (minimum charge)				112.55	11.25	123.80
Clean fill (tonne)	Free		Free	Free		Free
Green waste (sorted and ready to mulch) - commercial contractors - (per tonne)	Free		Free	42.91	4.29	47.20
Green Waste (contaminated) - (per tonne)	Free		Free	65.00	6.50	71.50
Green Waste (contaminated) - (minimum charge)				26.00	2.60	28.60
NOTE: * This charge to apply ONLY when weighbridge is not operational.						
Mulching						
Sale of End Product				80.00	8.00	88.00
Mulch – self load (per m3)	53.82	5.38	59.20	55.00	5.50	60.50
Loading Only (Refer Private Works Plant Hire)						
Washdown Facility						
Per truck – only available to refuse trucks (includes cleaner)	17.27	1.73	19.00	30.00	3.00	33.00
Vehicle Bodies						
Truck bodies and large equipment (must be cut up) (per tonne)	12.82	1.28	14.10	15.00	1.50	16.50
Car bodies – Domestic Disposal	Free		Free	Free		Free
Car bodies – Domestic Disposal (whole)	Free		Free	Free		Free
Car bodies – Domestic Disposal (cut up)	Free		Free	Free		Free
Trailers & boats (each)	12.82	1.28	14.10	40.00	4.00	44.00
200 litre drums (each)	7.73	0.77	8.50	9.55	0.95	10.50
Caravans (each)	76.91	7.69	84.60	80.00	8.00	88.00
Liquid Waste						
* Grease traps, waste water, effluent. (per litre)	0.09	0.01	0.10	0.09	0.01	0.10
NOTE: * This charge to apply ONLY when weighbridge is not operational.						
Grease traps, waste water, effluent, muddy water (per tonne)	50.09	5.01	55.10	78.00	7.80	85.80
Minimum	12.82	1.28	14.10	13.45	1.35	14.80

**TOWN OF PORT HEDLAND
FEES AND CHARGES
FOR THE YEAR ENDED 30 JUNE 2014**

FEES AND CHARGES	2012/13 Budget			2013/14 Budget		
	2012/13 Fee \$	GST \$	Total Fee (GST Incl) \$	2013/14 Fee \$	GST \$	Total Fee (GST Incl) \$
Tyres						
Passenger car size, motor bike	4.36	0.44	4.80	6.00	0.60	6.60
Light trucks.4WD type	6.36	0.64	7.00	10.00	1.00	11.00
Truck	12.82	1.28	14.10	20.00	2.00	22.00
Tractor-loader-floatation	32.18	3.22	35.40	35.00	3.50	38.50
Haulpak-dump truck	282.45	28.25	310.70	300.00	30.00	330.00
Tyres already shredded (per tonne or part thereof)	20.55	2.05	22.60	75.00	7.50	82.50
Tyres not shredded (per tonne or part thereof)	400.91	40.09	441.00	420.00	42.00	462.00
Hazardous Waste (<i>Which has been approved acceptable waste to Class 2 Landfill Standard</i>)						
Burial fee (all hazardous loads will attract this fee, plus disposal charge)	58.36	5.84	64.20	75.00	7.50	82.50
Asbestos (fully sealed in plastic) (per tonne) minimum charge						104.50
Asbestos (fully sealed in plastic) (per m3) minimum charge	40.91	4.09	45.00	95.00	9.50	104.50
SMF (Synthetic mineral fibre insulation) (fully sealed in plastic)(per tonne or part thereof)	40.91	4.09	45.00	95.00	9.50	104.50
SMF (Synthetic mineral fibre insulation) (fully sealed in plastic)(per tonne or part thereof) minimum				75.00	7.50	82.50
Medical Waste	40.91	4.09	45.00	45.00	4.50	49.50
Contaminated Soils	40.91	4.09	45.00	120.00	12.00	132.00
Dead animals (each)	40.91	4.09	45.00	43.00	4.30	47.30
Dead Animals (per tonne)				120.00	12.00	132.00
Analysis of hazardous waste may be required before acceptance.				45.00	4.50	49.50
Use of Weighbridge Only						
Weighing charge only (no disposals) (per ticket) Non certification Weight only	12.82	1.28	14.10	15.00	1.50	16.50
Developer Contributions Headwork Charges - Drainage (per m2)						
The following drainage headworks charges will apply to land development where storm water run-off is designed to discharge into Council's drainage system and is approved by the Council to discharge into same:						
Sale of monthly building licence print outs - pre stamped envelope to be provided (pa)						
Subdivision Supervision Fee (% of value)			0.01%			1.50%
<i>Development Bonds:</i>						
- Kerb - per linear metre	70.90		70.90	75.90		75.90
- Verge - per linear metre	1,717.40		1,717.40	1,837.60		1,837.60
- Footpaths - per square metre	177.60		177.60	190.00		190.00
- Crossovers - estimated cost that meet/exceeds minimum standard (to maximum \$350.00)	0.70		0.70	0.70		0.70
- Supervision fee						
- with CP Eng. (Contract sum)			2%			2%
- without CP ENG (contract sum)			3%			3%
- Maintenance Bonds - 12 months (min) (Contract sum)			5%			5%
- Other Bonds (Estimated Cost)						
- Road openings (estimated cost)						
- Road opening permit	66.64	6.66	73.30	71.27	7.13	78.40
Bonds will only be accepted in cash or bankers guarantee						

TOWN OF PORT HEDLAND
FEES AND CHARGES
FOR THE YEAR ENDED 30 JUNE 2014

FEES AND CHARGES	2012/13 Budget			2013/14 Budget		
	2012/13 Fee \$	GST \$	Total Fee (GST Incl) \$	2013/14 Fee \$	GST \$	Total Fee (GST Incl) \$
CEMETERY FEES						
<i>On application to hold a funeral, the following fees shall be payable in advance</i>						
Grave Site Digging						
<i>Digging grave to 1.8m deep – Adults</i>						
Weekdays	373.18	37.32	410.50	700.00	70.00	770.00
Saturdays	719.64	71.96	791.60	900.00	90.00	990.00
Sundays/Public Holidays	999.91	99.99	1,099.90	1,100.00	110.00	1,210.00
<i>Digging grave to 1.2m deep – child under 5 years</i>						
Weekdays	293.09	29.31	322.40	600.00	60.00	660.00
Saturdays	533.45	53.35	586.80	800.00	80.00	880.00
Sundays/Public Holidays	759.73	75.97	835.70	1,000.00	100.00	1,100.00
Issues of Grant of Right of Burial						
Certificate and Registration	33.00	3.30	36.30	75.00	7.50	82.50
Plot Fee						
Land for grave 2.75 x 1.5m where directed	46.36	4.64	51.00	50.00	5.00	55.00
Land for grave 2.75 x 3m where directed	80.09	8.01	88.10	90.00	9.00	99.00
Land for grave 2.75 x 1.5m selected by applicant	66.73	6.67	73.40	100.00	10.00	110.00
Land for grave 2.75 x 3m selected by applicant	106.82	10.68	117.50	120.00	12.00	132.00
<i>For Sinking Any Grave beyond 1.8m</i>						
For each additional 0.3m or part thereof	53.36	5.34	58.70	65.00	6.50	71.50
For re-opening any grave	239.64	23.96	263.60	480.00	48.00	528.00
For interment in or filling in of re-opened grave	106.82	10.68	117.50	350.00	35.00	385.00
For each interment without due notice under local law	333.09	33.31	366.40	365.00	36.50	401.50
Re-opening grave for exhumation	239.64	23.96	263.60	480.00	48.00	528.00
Re-interment after exhumation	200.18	20.02	220.20	365.00	36.50	401.50
Re-opening interment and re-interment on a Saturday, Sunday or Public Holiday – Extra per Service	300.36	30.04	330.40	1,100.00	110.00	1,210.00
<i>Miscellaneous</i>						
Late arrival of funeral procession at cemetery	99.82	9.98	109.80	106.82	10.68	117.50
Late arrival of funeral procession at grave site	99.82	9.98	109.80	106.82	10.68	117.50
One off Monumental Masons Licence	199.80	-	199.80	220.00	-	220.00
Monumental masons licence	199.80	-	199.80	220.00	-	220.00
Funeral directors licence	199.80	-	199.80	220.00	-	220.00
Single funeral permit	73.40	-	73.40	77.00	-	77.00
For permission to erect a headstone or monument	26.64	2.66	29.30	35.00	3.50	38.50
For permission to enclose grave with kerbing	26.64	2.66	29.30	35.00	3.50	38.50
Family grave – Placing of ashes	106.82	10.68	117.50	115.00	11.50	126.50
Searches, copies and extracts of the Register	-	-	-	26.27	2.63	28.90
Memorial Plaques						
Plaque location reservation fee (future installations only)	55.91	5.59	61.50	60.00	6.00	66.00
Administration fee	55.91	5.59	61.50	59.82	5.98	65.80
Installation of plaques (per hr, min 1 hour charge)	55.91	5.59	61.50	59.82	5.98	65.80
Purchase of memorial plaque (per application, from)	259.73	25.97	285.70	350.00	35.00	385.00
PORT HEDLAND INTERNATIONAL AIRPORT						
Landing Fees						
All aircraft per 1000kgs MTOW or part thereof	20.39	2.04	22.43	21.36	2.14	23.50

**TOWN OF PORT HEDLAND
FEES AND CHARGES
FOR THE YEAR ENDED 30 JUNE 2014**

FEES AND CHARGES	2012/13 Budget			2013/14 Budget		
	2012/13 Fee \$	GST \$	Total Fee (GST Incl) \$	2013/14 Fee \$	GST \$	Total Fee (GST Incl) \$
Parking Fees						
Per Overnight – Main Apron applicable to all aircraft greater than 5,000 kgs MTOW per 1,000 kgs or part thereof.	2.44	0.24	2.68	2.55	0.25	2.80
Passenger Service Charge (PSC)						
Applicable on services above 5,000kg as follows:						
Full fare – one way	20.11	2.01	22.12	21.09	2.11	23.20
Full fare – return	40.23	4.02	44.25	42.18	4.22	46.40
Half fare – one way	10.01	1.00	11.01	10.55	1.05	11.60
Half fare – return	20.11	2.01	22.12	21.09	2.11	23.20
Use of common user check-in facilities	1.21	0.12	1.33	1.27	0.13	1.40
Parking						
<i>Short Term Parking</i>						
0 - 30 minutes	Free		Free	Free		Free
30 minutes - 1 hour	1.82	0.18	2.00	1.91	0.19	2.10
Per hour thereafter	1.82	0.18	2.00	1.91	0.19	2.10
<i>Long Term Parking</i>						
Per day or part thereof	13.64	1.36	15.00	14.27	1.43	15.70
More than 7 days			10% Discount			10% Discount
<i>Damaged ticket fee (plus standard parking fee)</i>						
During Staffed Hours	9.09	0.91	10.00	9.55	0.95	10.50
After Hours	68.18	6.82	75.00	71.45	7.15	78.60
Business Pass Card	104.36	10.44	114.80	109.36	10.94	120.30
<i>Lost Ticket Fee</i>						
Upon assessment to determine if parking fees can be determined (\$120 maximum. No parking fees apply)	109.09	10.91	120.00	114.36	11.44	125.80
Advertising Rate - Trolleys						
Yearly Rate – Per Trolley	29.91	2.99	32.90	31.36	3.14	34.50
Billboard Signage Great Northern Highway, per annum	1,625.73	162.57	1,788.30	1,703.73	170.37	1,874.10
Incinerator						
Per half an hour or part thereof	63.18	6.32	69.50	66.18	6.62	72.80
Admin Charge	30.45	3.05	33.50	31.91	3.19	35.10
Quarantine (Aircraft only) \$10/kg + 25.55 per hr attendance (min 3 hrs), per kg	11.91	1.19	13.10	12.45	1.25	13.70
Aviation Security Identification Cards (ASIC) (initial application)	205.91	20.59	226.50	215.82	21.58	237.40
Reissue/Lost	195.09	19.51	214.60	204.45	20.45	224.90
Reprint for Damaged Card	53.64	5.36	59.00	56.18	5.62	61.80
Issue of Temporary Card	32.64	3.26	35.90	34.18	3.42	37.60
Hire of Airport Boardroom	38.18	3.82	42.00	40.00	4.00	44.00
Hire of Airport Boardroom per day (8 hrs)	229.55	22.95	252.50	240.55	24.05	264.60
Hire of Projector	357.64	35.76	393.40	374.82	37.48	412.30
EKA Key Replacement	119.09	11.91	131.00	124.82	12.48	137.30
Access Control System Bond	119.09	11.91	131.00	124.82	12.48	137.30
Hire of International Terminal Area per hour	60.00	6.00	66.00	62.91	6.29	69.20
Hire of Forklift per hour min 2 hrs	38.18	3.82	42.00	40.00	4.00	44.00
External Works (Non Council)	221.82	22.18	244.00	232.45	23.25	255.70
Internal Works (Non Airport Council Works)	185.09	18.51	203.60	194.00	19.40	213.40

**TOWN OF PORT HEDLAND
FEES AND CHARGES
FOR THE YEAR ENDED 30 JUNE 2014**

FEES AND CHARGES	2012/13 Budget			2013/14 Budget		
	2012/13 Fee \$	GST \$	Total Fee (GST Incl) \$	2013/14 Fee \$	GST \$	Total Fee (GST Incl) \$
Leasing Charges						
Leasing Administration Charge (per lease excluding drafting/legal fees)				297.73	29.77	327.50
Licences for use of Council owned and controlled land (per square metre)				18.91	1.89	20.80

TOWN OF PORT HEDLAND
BUDGET
FOR THE YEAR ENDED 30 JUNE 2014

Schedule 2

Function Number	Account Description	2012/13		2013/14
		Original Budget	Revised Budget	Budget
	Operating Expenditure			
3	General Purpose Income	548,443	520,360	431,996
4	Governance	2,276,140	2,145,350	1,394,036
5	Law, Order & Public Safety	1,828,806	1,796,249	1,794,492
7	Health	770,493	724,635	755,660
8	Education & Welfare	1,522,817	1,507,045	2,118,904
9	Housing	4,093,888	2,915,448	3,075,073
10	Community Amenities	19,221,142	19,624,752	9,983,080
11	Recreation & Culture	22,251,032	21,346,766	26,598,050
12	Transport	13,273,527	13,928,867	19,164,415
13	Economic Services	3,273,709	2,420,506	3,801,323
14	Other Properties & Services	807,205	1,092,671	(1,092,907)
	Total Operating Expenditure	69,867,200	68,022,650	68,024,121
	Operating Revenue			
3	General Purpose Income	(26,715,059)	(25,844,697)	(27,811,143)
4	Governance	(49,260)	(104,603)	(57,100)
5	Law, Order & Public Safety	(254,879)	(248,857)	(237,917)
7	Health	(72,520)	(69,018)	(81,564)
8	Education & Welfare	(992,709)	(215,784)	(408,547)
9	Housing	(384,955)	(255,835)	(351,132)
10	Community Amenities	(13,170,701)	(22,492,205)	(10,945,651)
11	Recreation & Culture	(5,990,482)	(6,461,200)	(7,536,482)
12	Transport	(37,222,228)	(17,646,760)	(41,490,887)
13	Economic Services	(6,821,517)	(36,500,288)	(7,407,887)
14	Other Properties & Services	(572,347)	(760,097)	(556,760)
	Total Operating Revenue	(92,246,658)	(110,599,343)	(96,885,071)
	Operating Deficit/(Surplus)	(22,379,458)	(42,576,694)	(28,860,951)
	Non Operating Expenditure			
4	Governance	524,450	1,172,677	494,659
5	Law, Order & Public Safety	97,346	97,180	39,703
7	Health	11,000	5,000	0
8	Education & Welfare	4,624,137	2,858,304	133,132
9	Housing	1,797,449	491,628	1,589,571
10	Community Amenities	8,009,270	9,815,329	19,922,888
11	Recreation & Culture	19,998,395	13,344,128	18,007,554
12	Transport	59,819,357	47,716,710	68,682,408
13	Economic Services	5,082,830	35,536,923	5,334,725
14	Other Properties & Services	365,805	364,420	556,839
	Total Non Operating Expenditure	100,330,038	111,402,298	114,761,480

TOWN OF PORT HEDLAND
BUDGET
FOR THE YEAR ENDED 30 JUNE 2014

Schedule 2

		2012/13			2013/14
Function Number	Account Description	Original Budget	Revised Budget		Budget
	Non Operating Revenue				
4	Governance	0	(145,197)		0
5	Law, Order & Public Safety	(28,746)	(28,746)		(66,193)
8	Education & Welfare	(4,360,200)	(3,734,164)		(505,947)
9	Housing	(1,095,000)	0		(1,095,000)
10	Community Amenities	(11,369,113)	(6,017,595)		(17,762,812)
11	Recreation & Culture	(15,232,789)	(9,272,979)		(13,140,329)
12	Transport	(27,339,981)	(35,630,181)		(37,035,196)
13	Economic Services	(1,500,000)	(305,952)		(1,599,187)
14	Other Properties & Services	0	0		0
	Total Non Operating Revenue	(60,925,829)	(55,134,814)		(71,204,663)
	Net Result	17,024,751	13,690,790		14,695,866
	Add Back Non Cash Items				
	Depreciation	(9,858,394)	(9,858,394)		(11,091,797)
	(Profit) / Loss on Sale	(18,400)	(18,400)		(341,050)
		(9,876,793)	(9,876,794)		(11,432,847)
	Surplus Carried Forward	(7,147,958)	(7,077,015)		(3,263,019)
	Surplus Brought Forward	(0)	(3,263,019)		(0)

TOWN OF PORT HEDLAND
BUDGET
FOR THE YEAR ENDED 30 JUNE 2014

General Purpose Income

Account Number	Account Description	2012/13		2013/14
		Original Budget	Revised Budget	Budget
	Summary			
	Operating Expenditure			
	Rates Administration	548,443	520,360	431,996
	Total Operating Expenditure	548,443	520,360	431,996
	Operating Revenue			
	Rates Administration	(22,289,401)	(19,100,509)	(22,815,523)
	General Purpose Grant	(1,100,175)	(4,055,720)	(985,820)
	Finance & Borrowing	(3,325,483)	(2,688,468)	(4,009,800)
	Total Operating Revenue	(26,715,059)	(25,844,697)	(27,811,143)
	Total General Purpose Income	(26,166,616)	(25,324,337)	(27,379,147)
	<i>Rates Administration</i>			
	Operating Expenditure			
301201	Salaries	175,001	158,794	183,581
301211	Superannuation Guarantee Levy	15,630	14,172	16,916
301212	Superannuation	0	562	866
301216	Workers Compensation Insurance	2,026	3,320	2,460
301241	Printing & Stationery	13,000	13,000	13,000
301259	Valuation & Search Fees	150,000	185,629	50,000
301260	Collection Fees	32,000	37,684	32,000
301276	Rates Written Off	5,000	1,000	1,000
301278	Rates Incentive Prize	15,000	13,683	15,500
301281	Rates Review	60,000	13,408	60,000
301299	Admin Costs Distributed	80,787	79,108	56,672
	Total Operating Expenditure	548,443	520,360	431,996
	Operating Revenue			
301301	Rates Levied GRV	(15,966,976)	(16,094,930)	(19,052,337)
301302	Rates Levied GRV Minimum	(550,160)	(550,160)	(758,415)
301303	Rates Levied UV	(1,269,262)	(1,269,262)	(1,489,301)
301304	Rates Levied UV Minimum	(318,240)	(318,240)	(365,810)
301305	Rates Interim Levies	(4,016,480)	(683,134)	(1,000,000)
301275	Rate Concessions	85,667	101,284	108,290
301306	Rates Legal Charges	(20,000)	(38,811)	(22,000)
301308	Late Payment Penalty	(90,000)	(100,000)	(100,000)
301309	Instalment Interest Charge	(60,000)	(65,000)	(60,000)
301310	Instalment Administration Fee	(50,000)	(55,306)	(50,000)

TOWN OF PORT HEDLAND
BUDGET
FOR THE YEAR ENDED 30 JUNE 2014

General Purpose Income

Account Number	Account Description	2012/13		2013/14
		Original Budget	Revised Budget	Budget
301314	Rate Incentive Donation	(7,750)	(7,500)	(5,500)
301315	ESL - Administration Fee	(10,200)	(10,450)	(10,450)
301322	Search Fees GST	(16,000)	(9,000)	(10,000)
	Total Operating Revenue	(22,289,401)	(19,100,509)	(22,815,523)
	Total Rates Administration	(21,740,958)	(18,580,149)	(22,383,527)
	<i>General Purpose Grant</i>			
	Operating Revenue			
302390	Grants Commission	(820,853)	(3,069,302)	(678,830)
302391	Formula Local Road Grant	(279,322)	(986,418)	(306,990)
	Total Operating Revenue	(1,100,175)	(4,055,720)	(985,820)
	Total General Purpose Grants	(1,100,175)	(4,055,720)	(985,820)
	Finance & Borrowing			
	Operating Revenue			
304380	Interest on Investments Muni	(2,002,500)	(1,501,935)	(1,580,000)
304381	Interest on Investments Reserve	(986,000)	(886,004)	(503,100)
304382	Interest on Investments BHP Reserve	(336,983)	(300,529)	(121,700)
304399	T/F from Airport - Return on Investment	0	0	(1,805,000)
	Total Operating Revenue	(3,325,483)	(2,688,468)	(4,009,800)
	Total Finance & Borrowing	(3,325,483)	(2,688,468)	(4,009,800)

TOWN OF PORT HEDLAND
BUDGET
FOR THE YEAR ENDED 30 JUNE 2014

Governance

Account Number	Account Description	2012/13		2013/14
		Original Budget	Revised Budget	Budget
	Summary			
	Operating Expenditure			
	Members	2,276,139	2,145,350	1,831,595
	Financial Services	300,000	300,000	25,060
	Human Resources	60,001	1	11,560
	Information Communications Technology	(357,000)	(295,600)	(469,599)
	Corporate Management	0	0	(0)
	Marketing & Public Relations	(3,000)	(4,400)	(6,440)
	Organisational Development	0	0	1,860
	Total Operating Expenditure	2,276,140	2,145,350	1,394,036
	Operating Revenue			
	Financial Services	(33,760)	(63,710)	(38,560)
	Human Resources	(11,000)	(37,573)	(11,560)
	Information Communications Technology	0	0	(1,560)
	Marketing & Public Relations	(4,500)	(2,000)	(3,560)
	Corporate Management	0	(1,320)	0
	Organisational Development	0	0	(1,860)
	Total Operating Revenue	(49,260)	(104,603)	(57,100)
	Non Operating Expenditure			
	Financial Services	61,950	55,236	13,500
	Information Communications Technology	404,000	1,077,441	471,159
	Marketing & Public Relations	58,500	40,000	10,000
	Total Non Operating Expenditure	524,450	1,172,677	494,659
	Non Operating Revenue			
	Financial Services	0	(108,168)	0
	Corporate Management	0	(37,029)	0
	Total Non Operating Revenue	0	(145,197)	0
	Total Governance	2,751,330	3,068,228	1,831,595
	Members			
	Operating Expenditure			
401220	Conferences	140,000	75,000	70,000
401262	Chambers Maintenance	500	500	0
401270	Election Expenses	0	21,772	35,000
401271	Subscriptions	2,100	1,050	1,500
401272	WALGA Subscription	38,000	47,781	48,419
401274	Elected Members Attendance Fees - Committee and Prescribed Meetings	0	0	55,200
401275	Public Relations	220,000	220,000	10,000
401276	Mayoral Attendance Fees - Council Meetings	14,000	14,000	15,000
401277	Mayoral Annual Allowance	60,000	60,000	75,000
401278	Councillors Attendance Fees - Council Meetings	56,000	56,000	96,000
401279	Deputy Mayoral Annual Allowance	15,000	15,000	18,750
401280	Refreshments/Receptions	65,000	65,000	40,000

**TOWN OF PORT HEDLAND
BUDGET
FOR THE YEAR ENDED 30 JUNE 2014**

Governance

Account Number	Account Description	2012/13		2013/14
		Original Budget	Revised Budget	Budget
401281	Business Of The Year Awards	5,000	5,033	5,000
401282	Property Insurance	830	555	0
401283	Regional Contributions	221,875	301,014	249,000
401288	Travel Expense Allowance	5,000	0	0
401289	Elected Members ICT Allowance	21,600	21,600	30,600
401291	Technology Expenses	8,000	8,000	0
401299	Admin Costs Distributed	1,403,234	1,233,044	1,082,126
	Total Operating Expenditure	2,276,139	2,145,350	1,831,595
	Total Members	2,276,139	2,145,350	1,831,595
	<i>Financial Services</i>			
	Operating Expenditure			
402201	Salaries	1,180,944	1,100,944	1,231,375
402211	Superannuation Guarantee Levy	117,265	86,539	124,835
402212	Superannuation	20,871	14,652	20,196
402215	Fringe Benefits Tax	12,461	12,461	14,040
402216	Workers Compensation Insurance	12,422	20,358	15,006
402217	Officers Liability and Monetary Risks Insurance	15,270	10,779	9,418
402236	Electricity Charges	46,480	68,463	0
402237	Water Corporation Charges	8,553	8,553	7,259
402243	Telephone Charges	80,000	70,000	70,000
402244	Photocopier Lease	300,000	300,000	0
402246	Minor Office Equipment	1,500	0	1,500
402248	Bank Charges	28,000	40,000	43,350
402254	Other Minor Sundry Expenses	1,000	1,000	1,000
402256	Collection Fees - Sundry Drs	3,000	5,000	5,000
402257	Corporate Support	10,000	3,416	10,000
402258	Asset Management Costs	0	15,000	270,000
402262	Audit Fees And Expenses	50,000	90,000	50,000
402267	Manager of Finance Vehicle Expenses	3,500	1,500	3,500
402269	Subscriptions	5,000	250	1,000
402273	Long Term Financial Plan	60,000	0	0
402290	Depreciation On Assets	357,683	357,683	402,446
402297	Loan Interest Payments	524	524	0
402299	Admin Costs Distributed	(2,014,472)	(1,907,122)	(2,254,864)
	Total Operating Expenditure	300,000	300,000	25,060
	Operating Revenue			
402325	FOI Application and Fees	(200)	(360)	0
402331	Reimburse Vehicle/Uniforms/Etc	(8,000)	(8,000)	(8,000)
402334	Reimburse - Legal Expense	0	(4,239)	0
402335	Rebate - Advertising	(12,000)	(17,100)	(17,000)
402336	LGIS Reimbursement	0	(10,240)	0
402337	Sundry Debtors Late Payment Penalty	0	(10,411)	0
402338	Private Vehicle Use Contributions	(1,560)	(1,360)	(1,560)
402340	Other Sundry Minor Receipts	(12,000)	(12,000)	(12,000)
	Total Operating Revenue	(33,760)	(63,710)	(38,560)

TOWN OF PORT HEDLAND
BUDGET
FOR THE YEAR ENDED 30 JUNE 2014

Governance

Account Number	Account Description	2012/13		2013/14
		Original Budget	Revised Budget	Budget
	Non Operating Expenditure			
402498	Loan 104 & 108 Principal	19,150	19,150	0
402499	T/F To Leave Reserve	42,800	36,086	13,500
	Total Non Operating Expenditure	61,950	55,236	13,500
	Non Operating Revenue			
402389	T/F from Employee Leave Reserve	0	(108,168)	0
	Total Non Operating Expenditure	0	(108,168)	0
	Total Financial Services	328,191	183,358	(0)
	Human Resources			
	Operating Expenditure			
404201	Salaries	1,003,076	807,348	669,486
404211	Superannuation Guarantee Levy	108,367	89,738	72,519
404212	Contributory Superannuation	0	272	0
404213	Staff Uniforms	65,000	35,000	30,000
404215	Fringe Benefits Tax	8,737	8,737	5,932
404216	Workers Compensation Insurance	10,130	16,601	7,380
404260	Manager of Organisational Development Vehicle Expenses	3,500	3,500	0
404264	Senior HR Officer Vehicle Expenses	0	1,750	3,500
404269	Manager Human Resources Vehicle Expenses	0	0	3,500
404270	HR Coordinator Vehicle Expenses	3,500	3,500	3,500
404273	Website Development	60,000	0	0
404275	Organisational Development Programs	652,665	814,579	0
404276	Review Local Laws	30,000	16,000	0
404277	Organisational Wellness Program	0	0	30,000
404281	Occupational Safety & Health	30,000	40,000	60,000
404282	Organisational Training and Development	524,705	320,000	335,073
404284	Organisation Employee Expenses	30,000	27,000	30,000
404287	Advertising	110,000	110,000	80,000
404288	Relocation	60,000	140,000	100,000
404299	Admin Costs Distributed	(2,639,679)	(2,434,023)	(1,419,330)
	Total Operating Expenditure	60,001	1	11,560
	Operating Revenue			
404331	Training Fees Reimbursements	(10,000)	(11,573)	(10,000)
404332	Private Vehicle Use Contributions	0	(25,000)	(1,560)
404335	Reimbursement - Relocation Expense	(1,000)	(1,000)	0
	Total Operating Revenue	(11,000)	(37,573)	(11,560)
	Total Human Resources	49,001	(37,572)	0
	Information Communication Technology			
	Operating Expenditure			
405201	Salaries	529,031	344,686	461,164
405211	Superannuation Guarantee Levy	57,899	41,308	52,600
405212	Contributory Superannuation	0	5,175	0
405215	Fringe Benefits Tax	4,368	4,368	3,955
405216	Workers Compensation Insurance	5,065	8,301	4,920

**TOWN OF PORT HEDLAND
BUDGET
FOR THE YEAR ENDED 30 JUNE 2014**

Governance

Account Number	Account Description	2012/13		2013/14
		Original Budget	Revised Budget	Budget
404274	Graphical Information System (GIS)	0	0	0
405231	Property Insurance	0	0	4,014
405243	Telephone Charges	10,000	15,000	15,000
405244	Photocopier Lease	0	0	320,000
405249	Corporate Software Licences	538,850	600,000	620,000
405250	Computer Support	40,000	40,000	165,000
405252	Telephone Charges	0	0	0
405271	IT Project Officer Vehicle Expenses	3,500	0	3,500
405272	IT Coordinator Vehicle Expenses	3,500	3,900	3,500
405273	IT Systems Administrator Vehicle Expenses	3,500	3,000	3,500
405274	Manager of ICT Vehicle Expenses	3,500	1,800	3,500
405275	Subscriptions	3,000	4,400	5,000
405276	Website Development	0	0	60,000
405299	Admin Costs Distributed	(1,559,214)	(1,367,539)	(2,195,252)
	Total Operating Expenditure	(357,000)	(295,600)	(469,599)
	Operating Revenue			
405332	Private Vehicle Use Contributions	0	0	(1,560)
	Total Operating Revenue	0	0	(1,560)
	Non Operating Expenditure			
405422	Computer Hardware	159,000	140,000	159,000
405423	Computer Software	60,000	0	60,000
405424	IT Network Upgrade	185,000	937,441	252,159
	Total Non Operating Expenditure	404,000	1,077,441	471,159
	Total Information Communication Technology	47,000	781,841	0
	Corporate Management			
	Operating Expenditure			
406201	Salaries	1,988,615	1,689,890	1,567,698
406211	Superannuation Guarantee Levy	218,199	186,099	177,077
406212	Contributory Superannuation	15,226	15,226	14,179
406215	Fringe Benefits Tax	12,231	12,231	9,887
406216	Workers Compensation Insurance	14,181	23,242	12,300
406280	Executive Training and Travel	100,000	70,000	70,000
406243	Telephone Charges	18,000	17,300	18,000
406261	Legal Expenses	80,000	80,000	50,000
406262	Management Support	50,000	15,000	10,000
406263	Brand Strategy	0	20,000	0
406269	Manager of Marketing Vehicle Expenses	14,100	3,891	0
406270	CEO Vehicle Expenses	6,500	10,000	6,500
406271	Director Planning & Development Vehicle Expenses	6,500	4,000	6,500
406272	Director Engineering Services Vehicle Expenses	6,500	4,000	6,500
406273	Director Corporate Services Vehicle Expenses	6,500	8,000	6,500
406274	Director Community Services Vehicle Expenses	6,500	6,500	6,500
406275	Subscriptions	500	500	500
406276	DCD Vehicle Operation	6,500	0	0
406299	Admin Costs Distributed	(2,550,053)	(2,165,880)	(1,962,142)
	Total Operating Expenditure	0	0	(0)

TOWN OF PORT HEDLAND
BUDGET
FOR THE YEAR ENDED 30 JUNE 2014

Governance

Account Number	Account Description	2012/13		2013/14
		Original Budget	Revised Budget	Budget
	Operating Revenue			
406301	Private Vehicle Use Contributions	0	(1,320)	0
	Total Operating Revenue	0	(1,320)	0
	Non Operating Revenue			
406389	T/F from Leave Reserve	0	(37,029)	0
	Total Operating Revenue	0	(37,029)	0
	Total Corporate Management	0	(38,349)	(0)
	Marketing and Public Relations			
	Operating Expenditure			
407201	Salaries	898,649	763,489	569,460
407211	Superannuation Guarantee Levy	85,121	72,957	56,516
407212	Contributory Superannuation	0	13,785	12,418
407215	Fringe Benefits Tax	8,737	8,737	5,932
407216	Workers Compensation Insurance	10,130	16,601	7,380
407241	Printing & Stationery	90,000	90,000	70,000
407242	Postage	30,000	25,000	27,000
407263	Brand Strategy	0	0	20,000
407264	General Marketing Expenses	0	0	252,000
407269	Manager of Marketing Vehicle Expenses	0	0	4,500
404280	Records Management	15,000	13,000	0
407270	Customer Services Vehicle Expenses	12,000	8,000	0
407299	Admin Costs Distributed	(1,152,637)	(1,015,968)	(1,031,646)
	Total Operating Expenditure	(3,000)	(4,400)	(6,440)
	Operating Revenue			
402324	Charges - Sale Of Council Products	(500)	0	0
404333	Printing Charges	(4,000)	(2,000)	(2,000)
407301	Private Vehicle Use Contributions	0	0	(1,560)
	Total Operating Revenue	(4,500)	(2,000)	(3,560)
	Non Operating Expenditure			
402422	Furniture and Equipment	58,500	40,000	10,000
	Total Non Operating Expenditure	58,500	40,000	10,000
	Total Marketing and Public Relations	51,000	33,600	0
	Organisational Development			
	Operating Expenditure			
408201	Salaries	0	0	922,610
408211	Superannuation Guarantee Levy	0	0	95,808
408212	Contributory Superannuation	0	0	14,880
408215	Fringe Benefits Tax	0	0	8,899
408216	Workers Compensation Insurance	0	0	11,070
408236	Electricity Charges	0	0	4,800
408267	Manager Organisational Development Vehicle Expenses	0	0	3,500
408275	Organisational Development Programs	0	0	286,000

**TOWN OF PORT HEDLAND
BUDGET
FOR THE YEAR ENDED 30 JUNE 2014**

Governance

Account Number	Account Description	2012/13		2013/14
		Original Budget	Revised Budget	Budget
408276	Review Local Laws	0	0	30,000
408280	Records Management	0	0	10,000
408299	Admin Costs Distributed	0	0	(1,385,707)
	Total Operating Expenditure	0	0	1,860
	Operating Revenue			
408325	FOI Application and Fees	0	0	(300)
408332	Private Vehicle Use Contributions	0	0	(1,560)
	Total Operating Revenue	0	0	(1,860)
	Total Organisational Development	0	0	(0)

TOWN OF PORT HEDLAND
BUDGET
FOR THE YEAR ENDED 30 JUNE 2014

Law, Order & Public Safety

Account Number	Account Description	2012/13		2013/14
		Original Budget	Revised Budget	Budget
	Summary			
	Operating Expenditure			
	Fire Prevention	27,980	27,423	26,500
	Animal Control	974,268	1,008,247	1,021,821
	Parking	11,000	10,229	11,000
	Other Public Safety	587,706	527,498	535,610
	SES/Emergency Management	227,852	222,851	199,561
	Total Operating Expenditure	1,828,806	1,796,249	1,794,492
	Operating Revenue			
	Fire Prevention	(1,000)	(1,000)	0
	Animal Control	(111,000)	(91,500)	(88,500)
	Other Public Safety	0	(3,409)	0
	Parking	(28,000)	(39,885)	(39,000)
	SES/Emergency Management	(114,879)	(113,062)	(110,417)
	Total Operating Revenue	(254,879)	(248,857)	(237,917)
	Non Operating Expenditure			
	Fire Prevention	20,000	20,000	5,000
	Animal Control	16,000	17,837	0
	Parking	31,100	29,362	4,100
	SES/Emergency Management	30,246	29,981	30,603
	Total Non Operating Expenditure	97,346	97,180	39,703
	Non Operating Revenue			
	SES/Emergency Management	(28,746)	(28,746)	(66,193)
	Total Non Operating Revenue	(28,746)	(28,746)	(66,193)
	Total Law, Order & Public Safety	1,642,526	1,615,826	1,530,085
	Fire Prevention			
	Operating Expenditure			
501255	Bushfire Insurance	2,980	2,423	1,500
501257	Fire Mitigation Program	20,000	20,000	20,000
501264	Fire Fighting Equipment	5,000	5,000	5,000
	Total Operating Expenditure	27,980	27,423	26,500
	Operating Revenue			
501324	Re-Coup Burning Expenses	(1,000)	(1,000)	0
	Total Operating Revenue	(1,000)	(1,000)	0

TOWN OF PORT HEDLAND
BUDGET
FOR THE YEAR ENDED 30 JUNE 2014

Law, Order & Public Safety

Account Number	Account Description	2012/13		2013/14
		Original Budget	Revised Budget	Budget
	Non Operating Expenditure			
501425	Plant & Equipment	20,000	20,000	5,000
	Total Non Operating Expenditure	20,000	20,000	5,000
	Total Fire Prevention	46,980	46,424	31,500
	<i>Animal Control</i>			
	Operating Expenditure			
502201	Salaries	641,086	641,086	679,309
502211	Superannuation Guarantee Levy	61,187	61,187	66,350
502212	Superannuation	1,600	5,265	1,680
502213	Uniforms	5,500	7,500	5,500
502215	Fringe Benefits Tax	6,116	6,116	6,921
502216	Workers Compensation Insurance	7,091	11,621	8,610
502230	Fines, Enforcements and Registrations	12,000	16,000	16,000
502241	Printing and Stationery	2,500	2,500	2,500
502242	Telephone Charges	3,000	3,000	4,000
502249	Advertising	3,000	3,000	3,000
502254	Minor Equipment	6,000	4,000	4,000
502255	Dog Bag Dispensers	350	350	350
502270	Coordinator Ranger Services Vehicle Expenses	7,500	18,030	12,000
502271	Trainee 1 Ranger Services Vehicle Expenses	6,000	11,463	12,000
502272	Team Leader Ranger Services Vehicle Expenses	6,000	9,702	10,000
502273	Senior Ranger Vehicle Expenses	6,000	7,743	8,000
502275	Trainee 2 Ranger Vehicle Expenses	6,000	7,578	8,000
502276	Fox Trapping Activities	4,000	(0)	2,000
502277	Dog Discs	750	750	750
502278	Dog Poundage	12,000	11,000	10,000
502280	Firearm Expenses	300	300	300
502281	Animal Carcase Disposal	10,000	7,500	5,000
502282	Dog Sterilisation Program	5,000	1,500	1,500
502290	Depreciation On Assets	17,776	17,776	20,001
502299	Admin Costs Distributed	143,511	153,280	134,050
	Total Operating Expenditure	974,268	1,008,247	1,021,821
	Operating Revenue			
502324	Dog Registration	(25,000)	(20,000)	(20,000)
502326	Dog Act-Fines & Penalties	(35,000)	(35,000)	(38,000)
502327	Vermin Trap Hire	(1,000)	(500)	(500)
502330	Fines, Enforcements and Registrations	(50,000)	(36,000)	(30,000)
	Total Operating Revenue	(111,000)	(91,500)	(88,500)

TOWN OF PORT HEDLAND
BUDGET
FOR THE YEAR ENDED 30 JUNE 2014

Law, Order & Public Safety

Account Number	Account Description	2012/13		2013/14
		Original Budget	Revised Budget	Budget
	Non Operating Expenditure			
502424	Dog Pound Construction	16,000	17,837	0
	Total Non Operating Expenditure	16,000	17,837	0
	Total Animal Control	879,267	934,584	933,321
	<i>Other Public Safety</i>			
	Operating Expenditure			
503160	Workers Compensation Insurance	1,440	2,359	1,230
503201	Salaries	118,571	90,071	93,623
503211	Superannuation Guarantee Levy	4,501	7,921	8,627
503215	Fringe Benefits Tax	1,242	1,242	989
503264	Community Safety Projects	13,000	13,000	5,000
503270	CPTED Evaluation & Education Program	14,000	18,439	2,085
503271	Community Safety Facilitator Vehicle Expenses	3,500	3,500	3,500
503272	CCTV Maintenance	194,110	160,000	182,000
503280	Community Safety Working Group Exp	1,200	1,200	0
503290	Depreciation On Assets	149,572	149,572	168,291
503299	Admin Costs Distributed	86,570	80,194	70,265
	Total Operating Expenditure	587,706	527,498	535,610
	Operating Revenue			
503337	Grant - OCP	0	(3,409)	0
	Total Operating Revenue	0	(3,409)	0
	Total Other Public Safety	587,706	524,089	535,610
	<i>Parking</i>			
	Operating Expenditure			
503265	Vehicle Impounding Expenses	11,000	10,229	11,000
	Total Operating Expenditure	11,000	10,229	11,000
	Operating Revenue			
503331	Impounded Vehicle Charges	(5,000)	(3,000)	(2,000)
503332	Sale of Impounded Items	(8,000)	(11,885)	(12,000)
504324	Parking-Fines & Penalties	(15,000)	(25,000)	(25,000)
	Total Operating Revenue	(28,000)	(39,885)	(39,000)
	Non Operating Expenditure			
504499	T/F To Car Parking Reserve	31,100	29,362	4,100
	Total Non Operating Expenditure	31,100	29,362	4,100
	Total Parking	14,100	(294)	(23,900)

TOWN OF PORT HEDLAND
BUDGET
FOR THE YEAR ENDED 30 JUNE 2014

Law, Order & Public Safety

Account Number	Account Description	2012/13		2013/14
		Original Budget	Revised Budget	Budget
	SES/Emergency Management			
	Operating Expenditure			
505217	SES Operating Expenses	94,100	90,970	93,000
505218	Emergency Management	59,000	55,500	40,000
505231	Property Insurance	5,666	6,979	4,161
505290	Depreciation on Assets	20,409	20,409	22,964
505297	Loan Interest (SES Shed)	15,113	15,113	13,256
505299	Admin Costs Distributed	33,563	33,879	26,180
	Total Operating Expenditure	227,852	222,851	199,561
	Operating Revenue			
505317	FESA Levy Grant	(94,100)	(90,970)	(93,000)
505392	Insurance Emergency reimbursements	(5,666)	(6,979)	(4,161)
505320	Loan (L123) Interest Expense Reimbursed	(15,113)	(15,113)	(13,256)
505394	Emergency Management Contributions	0	(0)	0
	Total Operating Revenue	(114,879)	(113,062)	(110,417)
	Non Operating Expenditure			
505498	Principal Repayment (SES Shed)	28,746	28,746	30,603
505499	T/F to SES Shed Reserve	1,500	1,235	0
	Total Non Operating Expenditure	30,246	29,981	30,603
	Non Operating Revenue			
505398	Principal Repayment Loan 123	(28,746)	(28,746)	(30,603)
505399	T/F from SES Reserve	0	0	(35,590)
	Total Non Operating Revenue	(28,746)	(28,746)	(66,193)
	Total SES/Emergency Management	114,472	111,024	53,554

**TOWN OF PORT HEDLAND
BUDGET
FOR THE YEAR ENDED 30 JUNE 2014**

Health

Account Number	Account Description	2012/13		2013/14
		Original Budget	Revised Budget	Budget
	Summary			
	Operating Expenditure			
	Maternal Infant Health	24,538	24,538	27,609
	Health Inspection & Admin	630,272	592,931	684,665
	Pest Control	48,962	38,699	28,199
	Aboriginal Health	6,721	3,721	5,186
	Environmental Health	60,000	64,747	10,000
	Total Operating Expenditure	770,493	724,635	755,660
	Operating Revenue			
	Health Inspection & Admin	(60,520)	(63,584)	(79,564)
	Pest Control	(2,000)	(1,798)	(2,000)
	Environmental Health	(10,000)	(3,636)	0
	Total Operating Revenue	(72,520)	(69,018)	(81,564)
	Non Operating Expenditure			
	Pest Control	11,000	5,000	0
	Total Non Operating Expenditure	11,000	5,000	0
	Total Health	708,972	660,618	674,095
	Maternal Infant Health			
	Operating Expenditure			
701290	Depreciation On Assets	24,538	24,538	27,609
	Total Operating Expenditure	24,538	24,538	27,609
	Total Maternal Infant Health	24,538	24,538	27,609
	Health Inspections & Admin			
	Operating Expenditure			
702201	Salaries	415,787	382,967	456,304
702211	Superannuation Guarantee Levy	46,865	43,912	51,919
702215	Fringe Benefits Tax	3,495	3,495	3,955
702216	Workers Compensation Insurance	4,052	6,640	4,920
702220	Grant Funded Staff Training	5,434	1,923	4,332
702241	Office Expenses/Stationery	300	300	300
702243	Telephone Charges	3,000	2,000	3,000
702245	Equipment & Protective Clothing	500	500	500
702254	Publications/Leg'N Updates	1,000	1,000	1,000
702262	Subscriptions	600	626	600
702270	Coordinator of Environmental Health Vehicle Expenses	4,000	9,100	10,000
702271	Manager Environmental Health Vehicle Expenses	5,000	3,000	3,500
702275	VEH014 - 4WD M/Cycle Operation	1,000	500	1,000
702276	Environmental Health Officer Vehicle Expenses	0	3,000	3,500
702279	Compliance - Sample Testing	3,000	1,000	2,000
702280	Sampling Food	4,500	2,843	4,000
702281	Water Sampling	5,000	7,000	6,000
702289	Minor Equipment (was Calibration)	1,000	86	1,000

TOWN OF PORT HEDLAND
BUDGET
FOR THE YEAR ENDED 30 JUNE 2014

Health

Account Number	Account Description	2012/13		2013/14
		Original Budget	Revised Budget	Budget
702290	Depreciation On Assets	32,899	32,899	37,016
702299	Admin Costs Distributed	92,840	90,141	89,819
	Total Operating Expenditure	630,272	592,931	684,665
	Operating Revenue			
702324	Licences - Eating House	(24,000)	(26,000)	(36,112)
702325	Licence - Trading/Public Place	(7,500)	(10,500)	(11,046)
702326	Licence-Lodging House	(3,400)	(3,400)	(4,429)
702328	Licences - Sewage Apparatus	(14,000)	(16,000)	(19,060)
702329	Licences - Caravan Parks	(8,000)	(4,000)	(5,206)
702330	Reimb. - Private Works	(500)	(564)	(591)
702332	Private Vehicle Use Contributions	(3,120)	(3,120)	(3,120)
	Total Operating Revenue	(60,520)	(63,584)	(79,564)
	Total Health Inspections & Admin	569,752	529,347	605,101
	Pest Control			
	Operating Expenditure			
703280	Fogger Adulticide Equipment Operation	8,000	453	4,000
703282	Mosquito Survey Supplies	750	321	500
703285	Larvicide Chemicals	15,000	14,042	15,000
703286	Mosquito Earthworks	18,000	18,000	5,000
703299	Admin Costs Distributed	7,212	5,883	3,699
	Total Operating Expenditure	48,962	38,699	28,199
	Operating Revenue			
703324	CLAG Reimbursements - Mosquito Control	(2,000)	(1,798)	(2,000)
	Total Operating Revenue	(2,000)	(1,798)	(2,000)
	Non Operating Expenditure			
703450	Plant & Equipment	11,000	5,000	0
	Total Non Operating Expenditure	11,000	5,000	0
	Total Pest Control	57,962	41,901	26,199
	Aboriginal Health			
	Operating Expenditure			
704280	Animal Control Program	3,000	0	1,000
704290	Depreciation on Assets	3,721	3,721	4,186
	Total Operating Expenditure	6,721	3,721	5,186
	Total Aboriginal Health	6,721	3,721	5,186

**TOWN OF PORT HEDLAND
BUDGET
FOR THE YEAR ENDED 30 JUNE 2014**

Health

Account Number	Account Description	2012/13		2013/14
		Original Budget	Revised Budget	Budget
	<i>Environmental Health</i>			
	Operating Expenditure			
705280	Foreshore Rehabilitation	60,000	64,747	10,000
	Total Operating Expenditure	60,000	64,747	10,000
	Operating Revenue			
705330	Contributions - Foreshore Rehabilitation	(10,000)	(3,636)	0
	Total Operating Revenue	(10,000)	(3,636)	0
	Total Environmental Health	50,000	61,111	10,000

**TOWN OF PORT HEDLAND
BUDGET
FOR THE YEAR ENDED 30 JUNE 2014**

Education and Welfare

Account Number	Account Description	2012/13		2013/14
		Original Budget	Revised Budget	Budget
	Summary			
	Operating Expenditure			
	Len Taplin Day Care	24,840	15,733	16,819
	Rose Nowers Day Care	8,220	6,555	4,805
	Pilbara Family Day Care	361	4,660	0
	Retirement Village	42,481	41,726	71,527
	Mirtanya Maya Hostel	5,830	5,830	6,180
	Aged Care	103,610	101,227	108,414
	Other Welfare	10,480	8,843	40,799
	Community Services and Development	996,045	1,060,215	1,450,390
	GP Housing	330,949	262,257	419,970
	Total Operating Expenditure	1,522,817	1,507,045	2,118,904
	Operating Revenue			
	Len Taplin Day Care	(2,120)	(4,450)	(2,247)
	Mirtanya Maya Hostel	(5,830)	(5,830)	(6,180)
	Aged Care	(50,759)	(50,759)	(47,640)
	Community Services and Development	0	(11,000)	(4,680)
	GP Housing	(934,000)	(143,745)	(347,800)
	Total Operating Revenue	(992,709)	(215,784)	(408,547)
	Non Operating Expenditure			
	Len Taplin Day Care	30,000	0	0
	Retirement Village	0	0	50,000
	Aged Care	34,221	34,221	36,432
	GP Housing	4,559,916	2,824,082	46,700
	Total Non Operating Expenditure	4,624,137	2,858,304	133,132
	Non Operating Revenue			
	Community Services and Development	(517,000)	(126,424)	(505,947)
	GP Housing	(3,843,200)	(3,607,740)	0
	Total Non Operating Revenue	(4,360,200)	(3,734,164)	(505,947)
	Total Education & Welfare	794,045	415,401	1,337,542
	<i>Len Taplin Day Care</i>			
	Operating Expenditure			
803231	Property Insurance	14,720	12,613	9,572
803232	Building Maintenance	8,000	1,000	5,000
803234	Water Corporation Charges	2,120	2,120	2,247
	Total Operating Expenditure	24,840	15,733	16,819

TOWN OF PORT HEDLAND
BUDGET
FOR THE YEAR ENDED 30 JUNE 2014

Education and Welfare

Account Number	Account Description	2012/13		2013/14
		Original Budget	Revised Budget	Budget
	Operating Revenue			
803331	Len Taplin Reimbursement	(2,120)	(4,450)	(2,247)
	Total Operating Revenue	(2,120)	(4,450)	(2,247)
	Non Operating Expenditure			
803401	Len Taplin Day Care Upgrades	30,000	0	0
	Total Non Operating Expenditure	30,000	0	0
	Total Len Taplin Day Care	52,720	11,283	14,572
	Rose Nowers Day Care			
	Operating Expenditure			
804231	Property Insurance	7,720	6,555	4,805
804234	Building Maintenance	500	0	0
	Total Operating Expenditure	8,220	6,555	4,805
	Total Rose Nowers Day Care	8,220	6,555	4,805
	Pilbara Family Day Care			
	Operating Expenditure			
805256	In Home Care - Benefit Payment	0	3,644	0
805290	Depreciation on Assets	307	307	0
805299	Admin Costs Distributed	53	708	0
	Total Operating Expenditure	361	4,660	0
	Total Pilbara Family Day Care	361	4,660	0
	Retirement Village			
	Operating Expenditure			
807231	Property Insurance	2,280	1,525	26,295
807290	Depreciation On Assets	40,201	40,201	45,232
	Total Operating Expenditure	42,481	41,726	71,527
	Non Operating Expenditure			
807411	Sewer Upgrade	0	0	50,000
	Total Non Operating Expenditure	0	0	50,000
	Total Retirement Village	42,481	41,726	121,527
	Mirtanya Maya Hostel			
	Operating Expenditure			
808237	Water Corporation Charges	5,830	5,830	6,180
	Total Operating Expenditure	5,830	5,830	6,180

TOWN OF PORT HEDLAND
BUDGET
FOR THE YEAR ENDED 30 JUNE 2014

Education and Welfare

Account Number	Account Description	2012/13		2013/14
		Original Budget	Revised Budget	Budget
	Operating Revenue			
808333	Mirtanya Maya Reimbursements	(5,830)	(5,830)	(6,180)
	Total Operating Revenue	(5,830)	(5,830)	(6,180)
	Total Mirtanya Maya Hostel	0	0	0
	<i>Aged Care</i>			
	Operating Expenditure			
809231	Property Insurance	11,450	9,067	4,862
809236	Water Corp & ESL Charges	30,000	30,000	39,140
809281	Telephone Charges	3,500	3,500	3,500
809282	HACC Building/Garden Maintenance	5,000	5,000	5,000
809290	Depreciation On Assets	35,668	35,668	40,131
809297	Loans Interest Repayments	17,992	17,992	15,781
	Total Operating Expenditure	103,610	101,227	108,414
	Operating Revenue			
809332	HACC Lease	(50,759)	(50,759)	(47,640)
	Total Operating Revenue	(50,759)	(50,759)	(47,640)
	Non Operating Expenditure			
809498	Loan Principal Repayment	34,221	34,221	36,432
	Total Non Operating Expenditure	34,221	34,221	36,432
	Total Aged Care	87,072	84,689	97,206
	<i>Other Welfare</i>			
	Operating Expenditure			
810231	Property Insurance	10,480	8,843	40,799
	Total Operating Expenditure	10,480	8,843	40,799
	Total Other Welfare	10,480	8,843	40,799
	<i>Community Services & Development</i>			
	Operating Expenditure			
813201	Salaries	405,034	493,857	561,134
813211	Superannuation Guarantee Levy	43,585	51,918	61,879
813212	Superannuation Council Contribution	0	4,741	2,537
813215	Fringe Benefits Tax	3,495	3,495	5,141
813216	Workers Compensation Insurance	1,685	2,761	2,932
813273	Contribution to Small Business Centre	50,000	0	0
813274	Community Partnership Funding	113,517	116,517	64,017
813275	Caravan Park & Backpackers Site Feasibility	200,000	57,285	14,320
813276	Equine Industry Long Term Planning - BHP	0	29,159	76,627
813278	Partnership Promotional Campaign	0	0	415,000
813280	Men's Shed	0	594	0

TOWN OF PORT HEDLAND
BUDGET
FOR THE YEAR ENDED 30 JUNE 2014

Education and Welfare

Account Number	Account Description	2012/13		2013/14
		Original Budget	Revised Budget	Budget
813282	DAIP	30,000	24,000	0
813283	Golf Club Master Plan - BHP	0	39,980	0
813284	Golf Club Master Plan	0	11,000	0
813285	Donations to the Community	0	0	25,000
813286	Community In Kind Contributions and Fee Waivers	0	0	29,267
813290	Depreciation on Assets	2,011	2,011	2,263
813299	Admin Costs Distributed	146,719	222,898	190,272
	Total Operating Expenditure	996,045	1,060,215	1,450,390
	Operating Revenue			
813303	Golf Club Contribution	0	(11,000)	0
813332	Private Vehicle Use Contributions	0	0	(4,680)
	Total Operating Revenue	0	(11,000)	(4,680)
	Non Operating Revenue			
813399	T/F from BHP Reserve	(517,000)	(126,424)	(505,947)
	Total Non Operating Revenue	(517,000)	(126,424)	(505,947)
	Total Community Services & Development	479,046	922,792	939,763
	GP Housing			
	Operating Expenditure			
816231	Property Insurance	0	5,711	13,347
816232	Utility Charges	0	13,534	29,400
816234	Building Maintenance	14,000	7,500	21,000
816280	Management Fees	2,000	724	2,000
816281	Rental Expenses	91,200	81,700	0
816282	Contributions Paid	100,000	100,000	100,000
816290	Depreciation on Assets	0	0	127,837
816297	Loan Interest Payments	75,000	13,218	71,292
816299	Admin Costs Distributed	48,749	39,870	55,095
	Total Operating Expenditure	330,949	262,257	419,970
	Operating Revenue			
816380	Contributions Received - FMG	(100,000)	(100,000)	(100,000)
816381	Contributions Received - BHP	(750,000)	0	0
816383	Rental Income	(84,000)	(33,600)	(218,400)
816384	Utility Reimbursements	0	(10,145)	(29,400)
	Total Operating Revenue	(934,000)	(143,745)	(347,800)

**TOWN OF PORT HEDLAND
BUDGET
FOR THE YEAR ENDED 30 JUNE 2014**

Education and Welfare

Account Number	Account Description	2012/13		2013/14
		Original Budget	Revised Budget	Budget
	Non Operating Expenditure			
816401	Housing Construction	1,500,000	670,000	0
816402	Housing Construction - RDL	1,150,000	699,875	0
816403	Housing Construction - BHP	1,827,107	1,407,865	0
816498	Loan Principal Repayments	44,509	8,487	46,400
816499	T/F to Reserve	38,300	37,855	300
	Total Non Operating Expenditure	4,559,916	2,824,082	46,700
	Non Operating Revenue			
816397	T/F from BHP Reserve	0	(1,407,865)	0
816398	T/F from Loan Funds	(1,500,000)	(1,500,000)	0
816399	T/F from Reserve	(2,343,200)	(699,875)	0
	Total Non Operating Revenue	(3,843,200)	(3,607,740)	0
	Total GP Housing	113,665	(665,146)	118,870

TOWN OF PORT HEDLAND
BUDGET
FOR THE YEAR ENDED 30 JUNE 2014

Housing

Account Number	Account Description	2012/13		2013/14
		Original Budget	Revised Budget	Budget
	Summary			
	Operating Expenditure			
	Staff Housing	4,093,888	2,915,448	3,075,073
	Total Operating Expenditure	4,093,888	2,915,448	3,075,073
	Operating Revenue			
	Staff Housing	(384,955)	(255,835)	(351,132)
	Total Operating Revenue	(384,955)	(255,835)	(351,132)
	Non Operating Expenditure			
	Staff Housing	1,797,449	491,628	1,589,571
	Total Non Operating Expenditure	1,797,449	491,628	1,589,571
	Non Operating Revenue			
	Staff Housing	(1,095,000)	0	(1,095,000)
	Total Non Operating Revenue	(1,095,000)	0	(1,095,000)
	Total Housing	4,411,381	3,151,241	3,218,511
	Staff Housing			
	Operating Expenditure			
404221	Staff Housing	2,529,171	1,583,847	0
901231	Property Insurance	0	0	62,456
901234	Unspecified Maintenance	40,000	37,000	40,000
901235	Staff Utilities	102,400	85,678	102,400
901238	Staff Housing Rental Costs	0	0	1,693,319
901241	1/52 Morgan Street	4,000	1,000	3,000
901242	2/52 Morgan Street	4,000	1,000	3,000
901243	3/52 Morgan Street	4,000	1,000	3,000
901244	4/52 Morgan Street	4,000	1,000	3,000
901245	5/52 Morgan Street	4,000	2,000	3,000
901246	6/52 Morgan Street	4,000	1,000	3,000
901247	7/52 Morgan Street	4,000	1,000	3,000
901248	8/52 Morgan Street	4,000	2,000	3,000
901251	Admin Costs Distributed	603,037	443,224	403,409
901256	115 Athol Street - Sch 11	5,500	4,100	17,000
901259	1 Craig Street - Sch 4	5,500	5,500	5,000
901260	18 Counihan Crescent - Sch 4	6,500	11,000	6,500
901263	1 Frisby Court - Sch 11	5,500	7,000	5,000
901264	14 Goode Street - Sch 7	6,500	4,000	5,000
901265	29B Gratwick Street - Sch 14	5,500	2,000	16,500
901266	29A Gratwick Street - Sch 4	5,500	2,000	16,500
901267	4 Janice Way - Sch 4	5,500	2,000	5,000
901268	12 Janice Way - Sch 10	5,500	5,500	5,000
901269	1 Leake Street - Sch 11	5,500	5,500	13,500

**TOWN OF PORT HEDLAND
BUDGET
FOR THE YEAR ENDED 30 JUNE 2014**

Housing

Account Number	Account Description	2012/13		2013/14
		Original Budget	Revised Budget	Budget
901275	18 Logue Court - Sch 5	5,500	17,500	5,000
901277	57A Lukis Street - Sch 13	5,500	2,500	4,500
901278	57B Lukis Street - Sch 10	5,500	15,500	14,500
901279	11A McGregor Street - Sch 5	5,500	8,500	9,500
901280	11B McGregor Street - Sch 9	5,500	8,500	4,500
901281	3 Mitchie Crescent - Sch 3	5,500	2,000	14,500
901283	32 Mosely Street - Sch 14	6,500	6,500	15,000
901284	26 Robinson Street - Sch 4	5,500	5,500	5,000
901285	82 Sutherland Street - Sch 4	6,500	4,500	13,500
901286	85 Sutherland Street - Sch 4	6,500	6,500	5,500
901287	96 Sutherland Street - Sch 14	5,500	4,500	5,500
901288	8A Ashburton Court - Sch 4	5,500	6,500	5,000
901289	8B Ashburton Court - Sch 11	5,500	13,500	5,000
901290	Depreciation on Assets	348,915	348,915	264,744
901292	1/13 Wangara Crescent - Sch 7	5,500	9,000	4,500
901293	2/13 Wangara Crescent - Sch 8	5,500	10,000	4,500
901294	3/13 Wangara Crescent - Sch 11	5,500	9,500	4,500
901295	4B Kabbarli Loop - Sch 4	5,500	1,500	4,500
901296	14 Koolama Crescent - Sch 5	5,500	2,500	4,500
901297	Loan Interest Payments	279,366	223,686	260,244
	Total Operating Expenditure	4,093,888	2,915,448	3,075,073
	Operating Revenue			
901324	Contributions - Staff Housing Rent	(377,455)	(244,364)	(343,632)
901340	Contributions - Water	(7,000)	(10,971)	(7,000)
901341	Contributions - Electricity	(500)	(500)	(500)
	Total Operating Revenue	(384,955)	(255,835)	(351,132)

**TOWN OF PORT HEDLAND
BUDGET
FOR THE YEAR ENDED 30 JUNE 2014**

Housing

Account Number	Account Description	2012/13		2013/14
		Original Budget	Revised Budget	Budget
	Non Operating Expenditure			
901422	Catamore Cres Development	1,095,000	0	1,095,000
901415	Staff Housing Refurbishments	401,000	222,671	174,000
901498	Loans 74,76,96,106,107 Principal	301,449	268,957	320,571
	Total Non Operating Expenditure	1,797,449	491,628	1,589,571
	Non Operating Revenue			
901396	Loan Funds	(1,095,000)	0	(1,095,000)
	Total Non Operating Revenue	(1,095,000)	0	(1,095,000)
	Total Staff Housing	4,411,381	3,151,241	3,218,511

**TOWN OF PORT HEDLAND
BUDGET
FOR THE YEAR ENDED 30 JUNE 2014**

Community Amenities

Account Number	Account Description	2012/13		2013/14
		Original Budget	Revised Budget	Budget
	Summary			
	Operating Expenditure			
	Waste Management Business Unit	718,347	991,851	630,991
	Waste Collection Classic	866,925	915,290	1,399,093
	Waste Collection Premium	411,406	509,334	524,076
	Landfill Business Unit	1,631,321	2,391,093	3,780,080
	Sanitation Other	809,191	813,700	719,224
	Town Planning & Regional Development	2,414,600	2,163,787	2,543,109
	Other Community Amenities	12,107,525	11,562,620	87,788
	Port Hedland Cemetery	10,000	10,000	16,319
	South Hedland Cemetery	60,775	76,125	84,826
	Public Conveniences	191,052	190,952	197,574
	Total Operating Expenditure	19,221,142	19,624,752	9,983,080
	Operating Revenue			
	Waste Management Business Unit	(60,000)	(45,000)	(126,000)
	Waste Collection Classic	(1,410,900)	(1,450,900)	(1,732,300)
	Waste Collection Premium	(343,000)	(500,741)	(572,000)
	Landfill Business Unit	(4,873,800)	(7,192,491)	(6,713,240)
	Town Planning & Regional Development	(1,289,620)	(2,056,680)	(1,757,680)
	Other Community Amenities	(5,178,331)	(11,231,793)	(23,271)
	South Hedland Cemetery	(15,050)	(14,600)	(21,160)
	Total Operating Revenue	(13,170,701)	(22,492,205)	(10,945,651)
	Non Operating Expenditure			
	Waste Management Business Unit	108,409	28,794	703,922
	Waste Collection Classic	436,000	414,267	4,849,259
	Waste Collection Premium	0	0	572,000
	Landfill Business Unit	3,492,479	8,054,426	12,782,999
	Town Planning & Regional Development	1,500	0	0
	Other Community Amenities	2,078,759	22,280	121,484
	Port Hedland Cemetery	1,887,123	1,290,407	893,224
	South Hedland Cemetery	5,000	5,154	0
	Total Non Operating Expenditure	8,009,270	9,815,329	19,922,888
	Non Operating Revenue			
	Waste Management Business Unit	0	0	(1,208,913)
	Waste Collection Classic	(727,187)	(862,943)	(4,516,052)
	Waste Collection Premium	0	0	(524,076)
	Landfill Business Unit	(250,000)	(3,292,780)	(9,849,839)
	Sanitation	(809,191)	(813,700)	(719,224)
	Other Community Amenities	(8,950,612)	(654,111)	(121,484)
	Port Hedland Cemetery	(632,123)	(394,061)	(823,224)
	Total Non Operating Revenue	(11,369,113)	(6,017,595)	(17,762,812)
	Total Community Amenities	2,690,598	930,281	1,197,505

TOWN OF PORT HEDLAND
BUDGET
FOR THE YEAR ENDED 30 JUNE 2014

Community Amenities

Account Number	Account Description	2012/13		2013/14
		Original Budget	Revised Budget	Budget
	<i>Waste Management Business Unit</i>			
	Operating Expenditure			
1011201	Waste Management & Recycling	30,000	1,465	0
1204280	Pre Cyclone Clean Up	100,000	149,004	146,743
1204284	Cyclone Response	100,000	353,035	100,000
1206281	Street Cleaning	318,347	318,347	200,575
1206289	Footpath Sweeping	170,000	170,000	183,673
	Total Operating Expenditure	718,347	991,851	630,991
	Operating Revenue			
1011393	Wandra funding	(60,000)	(45,000)	(126,000)
	Total Operating Revenue	(60,000)	(45,000)	(126,000)
	Non Operating Expenditure			
1011410	Waste Water Reuse Scheme	86,209	10,000	117,569
1011499	T/F to Waste Mgmt & Recycling Reserve	22,200	18,794	0
	Total Non Operating Expenditure	108,409	28,794	703,922
	Non Operating Revenue			
1011389	T/F From Waste Management Reserve	0	0	(748,560)
1011390	T/F From Waste Mgmt Collection Reserve	0	0	(460,353)
	Total Non Operating Revenue	0	0	(1,208,913)
	Total Waste Management Business Unit	766,756	975,646	0
	<i>Waste Collection Classic</i>			
	Operating Expenditure			
1002201	Wages-Classic Collection	121,275	101,146	384,040
1002211	Classic-Superannuation Levy	10,915	10,915	18,991
1002212	Classic-Contributory Superannuation	3,500	3,500	10,266
1002213	Protective Clothing/Uniform	500	578	0
1002215	Fringe Benefits Tax	0	0	1,977
1002216	Workers Compensation Insurance	0	0	2,460
1002219	Property Insurance	240	158	0
1002221	Supervision - Engineering	10,370	10,370	0
1002270	VEH022 - Spare Truck	45,000	42,213	57,000
1002271	VEH008 - Garbage Truck	70,000	87,145	52,000
1002276	Classic Mobile Bin Repairs/Delivery	50,000	50,000	119,015
1002279	Replacement Mobile Garbage Bins	65,000	105,000	98,000
1001290	Depreciation On Assets	395,975	395,975	445,530
1002291	Loss on Sale of Asset	0	0	111,600
1002299	Admin Costs Distributed	94,150	108,290	98,214
	Total Operating Expenditure	866,925	915,290	1,399,093

**TOWN OF PORT HEDLAND
BUDGET
FOR THE YEAR ENDED 30 JUNE 2014**

Community Amenities

Account Number	Account Description	2012/13		2013/14
		Original Budget	Revised Budget	Budget
	Operating Revenue			
1002323	Classic Collection Fee/Rate	(1,400,000)	(1,440,000)	(1,728,000)
1002398	Profit on Sale of Asset	(10,900)	(10,900)	(4,300)
	Total Operating Revenue	(1,410,900)	(1,450,900)	(1,732,300)
	Non Operating Expenditure			
1002430	Rubbish Collection Truck	430,000	408,267	800,000
1002497	T/F to Waste Management Reserve	0	0	4,049,259
1002499	T/F To Waste Collection Res	6,000	6,000	0
	Total Non Operating Expenditure	436,000	414,267	4,849,259
	Non Operating Revenue			
1002325	Trade In Value	(46,000)	0	(195,000)
1002388	T/F From Waste Collection Res	(681,187)	(862,943)	(2,121,959)
1002389	T/F From Waste Management Reserve	0	0	(2,199,093)
	Total Non Operating Revenue	(727,187)	(862,943)	(4,516,052)
	Total Waste Collection Classic	(835,162)	(984,287)	(0)
	Waste Collection Premium			
	Operating Expenditure			
1003201	Wages-Premium-Collection	218,400	275,400	369,169
1003211	Premium-Superannuation Levy	19,656	15,656	17,099
1003212	Premium-Contributory Superannuation	7,000	7,000	4,621
1003213	Protective Clothing/Uniform	1,200	1,200	0
1003215	Fringe Benefits Tax	0	0	1,977
1003216	Workers Compensation Insurance	0	0	2,460
1003219	Property Insurance	1,000	671	0
1003223	Supervision - Engineering	45,000	45,000	0
1003270	VEH013 - Iveco Garbage truck	25,000	56,116	47,000
1003276	Premium Bin Repairs/Delivery	0	0	44,960
1003299	Admin Costs Distributed	94,150	108,290	36,789
	Total Operating Expenditure	411,406	509,334	524,076
	Operating Revenue			
1003323	Premium Collection Fees	(323,000)	(480,000)	(550,000)
1003324	Charges-Replacement Bins	(20,000)	(20,741)	(22,000)
	Total Operating Revenue	(343,000)	(500,741)	(572,000)
	Non Operating Expenditure			
1003499	T/F to Waste Management Reserve	0	0	572,000
	Total Operating Revenue	0	0	572,000
	Non Operating Revenue			
1003389	T/F From Waste Management Reserve	0	0	(524,076)
	Total Non Operating Revenue	0	0	(524,076)
	Total Waste Collection Premium	68,406	8,593	(0)

**TOWN OF PORT HEDLAND
BUDGET
FOR THE YEAR ENDED 30 JUNE 2014**

Community Amenities

Account Number	Account Description	2012/13		2013/14
		Original Budget	Revised Budget	Budget
	<i>Landfill Business Unit</i>			
	Operating Expenditure			
1004201	Salaries	576,727	865,234	1,210,137
1004211	Business Unit-Super Guar Levy	51,905	47,346	93,986
1004212	Business Unit-Contrib Super	9,415	7,855	21,859
1004213	Protective Clothing/Uniform	6,000	5,000	0
1004215	Fringe Benefits Tax	6,116	6,116	6,921
1004216	Workers Compensation Insurance	7,091	11,621	8,610
1004220	Staff Training	0	0	0
1004225	Building Maintenance	15,000	15,000	13,900
1004226	Supervision & Tech Services	82,960	82,960	0
1004231	Property Insurance	0	0	2,656
1004233	Cleaning Costs	0	0	15,600
1004234	Washdown Bay Maintenance	10,000	20,000	16,200
1004235	Road, Ground, Litter Maintenance	80,000	90,000	82,040
1004236	Utility Charges	10,000	10,000	12,000
1004241	Office Expenses	15,000	19,000	15,600
1004245	Compaction Tests	3,000	3,000	0
1004268	Excavator	100,000	110,000	102,000
1004270	Mulcher Maintenance/Operations	0	0	50,000
1004271	VEH018 - Caterpillar Trackloader	20,000	35,000	68,000
1004272	VEL021 - Landfill Off.Vehicle Operation	45,000	45,000	33,000
1004274	VEH041 - Bomag Compactor	130,000	100,000	20,000
1004277	External Plant Hire	75,000	200,000	150,000
1004278	Fire Suppression Expenses	0	121,469	45,041
1004280	Monitoring & Licencing	25,000	26,592	80,000
1004281	Management & Business Plans	10,000	57,083	10,000
1004282	Weighbridge Op/Maint Costs	4,000	4,498	11,000
1004285	Coordinator Waste Services Vehicle Expenses	18,678	16,678	20,000
1004286	Development of Landfill Master Plan	0	50,000	950,000
1004287	Staff Housing Rental Costs	90,133	78,133	90,133
1004291	Loss on Sale of Asset	0	0	155,500
1004299	Admin Costs Distributed	240,296	363,509	495,897
	Total Operating Expenditure	1,631,321	2,391,093	3,780,080

TOWN OF PORT HEDLAND
BUDGET
FOR THE YEAR ENDED 30 JUNE 2014

Community Amenities

Account Number	Account Description	2012/13		2013/14
		Original Budget	Revised Budget	Budget
	Operating Revenue			
1004324	Tyres	(280,000)	(280,000)	(280,000)
1004326	Washdown	(4,000)	(6,000)	(7,000)
1004328	General Tipping Fees	(2,000,000)	(2,650,000)	(2,100,000)
1004329	Hazardous Waste-Asbestos	(600,000)	(700,000)	(600,000)
1004330	Landfill Recycling Charges	(50,000)	(66,691)	(70,000)
1004331	Liquid Waste	(1,900,000)	(3,200,000)	(2,900,000)
1004333	Dept Planning Funding	0	(250,000)	(750,000)
1004334	Contributions - Staff Housing Rent	0	0	(6,240)
1004970	Profit on Sale of Asset	(39,800)	(39,800)	0
	Total Operating Revenue	(4,873,800)	(7,192,491)	(6,713,240)
	Non Operating Expenditure			
1004441	Plant & Equipment	250,000	131,283	2,315,000
1004410	Tip Infrastructure	0	0	1,415,000
1004498	T/F to Waste Management Reserve	0	0	9,052,999
1004499	T/F To Landfill Site Dev Reserve	3,242,479	7,923,143	0
	Total Non Operating Expenditure	3,492,479	8,054,426	12,782,999
	Non Operating Revenue			
1004397	Trade In Value	(70,000)	0	(142,000)
1004388	T/F from Landfill Site Reserve	(180,000)	(3,292,780)	(2,121,959)
1004389	T/F From Waste Management Reserve	0	0	(7,585,880)
	Total Non Operating Revenue	(250,000)	(3,292,780)	(9,849,839)
	Total Landfill Business Unit	(0)	(39,751)	0
	<i>Sanitation Other</i>			
	Operating Expenditure			
1005278	Litter Collection	689,996	689,996	624,871
1005299	Admin Costs Distributed	119,195	123,704	94,353
	Total Operating Expenditure	809,191	813,700	719,224
	Non Operating Revenue			
1005389	T/F From Waste Management Reserve	0	0	(719,224)
1005880	T/F from Landfill Site Reserve	(809,191)	(813,700)	0
	Total Non Operating Revenue	(809,191)	(813,700)	(719,224)
	Total Sanitation Other	0	(0)	(0)
	<i>Town Planning & Regional Development</i>			
	Operating Expenditure			
1006201	Salaries	985,820	953,411	1,184,785
1006211	Superannuation Guarantee Levy	98,820	88,461	124,626
1006212	Superannuation	4,585	4,585	6,565
1006215	Fringe Benefits Tax	8,438	8,438	10,876
1006216	Workers Compensation Insurance	9,783	16,033	13,530
1006241	Other Office Expenses	500	1,500	1,000
1006243	Telephone Charges	2,500	1,000	3,000

**TOWN OF PORT HEDLAND
BUDGET
FOR THE YEAR ENDED 30 JUNE 2014**

Community Amenities

Account Number	Account Description	2012/13		2013/14
		Original Budget	Revised Budget	Budget
1006242	Maps & Electronic Data	0	5,000	10,000
1006244	Scheme Review	250,000	50,000	200,000
1006249	Advertising - Town Planning	45,000	35,000	30,000
1006252	Development Assessment Panel	20,000	10,000	15,000
1006256	Refund Of Planning Fees	10,000	84,222	10,000
1006261	Outsource Planning & Legal Expenses	150,000	180,000	120,000
1006262	Design Guidelines	280,000	25,623	100,000
1006264	Developer Contributions Policy	170,000	34,511	65,000
1006268	Northern Planning Project	0	250,000	250,000
1006270	Manager of Planning Vehicle Expenses	3,500	5,536	3,500
1006271	Senior Strategic Planning Officer Vehicle Expenses	7,000	8,420	7,000
1006282	Growth Plan	0	98,122	40,000
1006290	Depreciation on Assets	12,980	12,980	14,604
1006299	Admin Costs Distributed	355,675	290,946	333,623
	Total Operating Expenditure	2,414,600	2,163,787	2,543,109
	Operating Revenue			
1006322	Strata Applications	(2,000)	(0)	(2,000)
1006323	Northern Planning Project Income	0	(250,000)	(250,000)
1006324	Home Occupation Permits	(1,000)	0	(1,000)
1006325	Advertising - Fees, Reimbursements etc.	(40,000)	(290,000)	(100,000)
1006326	Town Planning Fees	(1,200,000)	(1,350,000)	(1,350,000)
1006332	Private Vehicle Use Contributions	(3,120)	(4,680)	(4,680)
1006341	Carparking Planning fees	(1,500)	0	0
1006342	Legal and Fine Revenue	(42,000)	(162,000)	(50,000)
	Total Operating Revenue	(1,289,620)	(2,056,680)	(1,757,680)
	Non Operating Expenditure			
1006404	T/F to Car Parking Reserve	1,500	0	0
	Total Non Operating Expenditure	1,500	0	0
	Total Town Planning & Regional Development	1,126,480	107,107	785,429
	Other Community Amenities			
	Operating Expenditure			
1007280	PUPP Underground Power Contributions	11,195,029	11,195,029	0
1007281	PUPP Billing Rebates - Small Business	25,947	25,947	0
1007282	PUPP Billing Rebates - Pensioner	3,334	3,334	0
1007283	PUPP Billing Rebates - Not for Profit Org.	6,861	6,861	0
1007284	PUPP Council Properties	269,636	269,636	0
1007285	Interest Underground Power Loan	549,377	4,472	23,271
1007290	Depreciation on Assets	57,341	57,341	64,517
	Total Operating Expenditure	12,107,525	11,562,620	87,788

TOWN OF PORT HEDLAND
BUDGET
FOR THE YEAR ENDED 30 JUNE 2014

Community Amenities

Account Number	Account Description	2012/13		2013/14
		Original Budget	Revised Budget	Budget
	Operating Revenue			
1007352	PUPP Install and Penalty Interest	(549,377)	(4,472)	(23,271)
1007355	PUPP Billing Income	(4,628,954)	(11,224,960)	0
1007309	Supp Bill Install & Penalty Interest	0	(2,360)	0
	Total Operating Revenue	(5,178,331)	(11,231,793)	(23,271)
	Non Operating Expenditure			
1007499	Loan Principal Underground Power	2,078,759	22,280	121,484
1007491	T/f to Underground Power Reserve	11,195,029	(0)	0
	Total Non Operating Expenditure	2,078,759	22,280	121,484
	Non Operating Revenue			
1007397	Loan Underground Power	(6,871,853)	(654,111)	0
1007353	PUPP Principal Repayments	(2,078,759)	(0)	(121,484)
1007396	T/F From Underground Power Reserve	(11,195,029)	0	0
	Total Other Community Amenities	(8,950,612)	(654,111)	(121,484)
	Port Hedland Cemetery			
	Operating Expenditure			
1008280	Ground Maintenance-Ph Cemetery	10,000	10,000	16,319
	Total Operating Expenditure	10,000	10,000	16,319
	Non Operating Expenditure			
1009480	Pioneer Cemetery Upgrade	5,000	5,000	0
1009482	Cemetery Beach Park - BHP	352,123	342,336	483,224
1009483	Cemetery Beach Park	1,250,000	891,346	70,000
1009484	Pioneer Cemetery Upgrade - BHP	280,000	51,725	340,000
	Total Non Operating Expenditure	1,887,123	1,290,407	893,224
	Non Operating Revenue			
1009390	T/F from BHP Reserve	(632,123)	(394,061)	(823,224)
	Total Non Operating Revenue	(632,123)	(394,061)	(823,224)
	Total Port Hedland Cemetery	1,265,000	906,346	86,319
	South Hedland Cemetery			
	Operating Expenditure			
1009279	Grave Digging	20,000	33,032	34,907
1009280	Ground Maintenance - SH Cemetery	30,000	30,000	36,150
1009287	Memorial Plaque Install Expense	350	0	500
1009299	Admin Costs Distributed	10,425	13,093	13,269
	Total Operating Expenditure	60,775	76,125	84,826
	Operating Revenue			
1009324	Interment & Plots	(14,000)	(14,000)	(20,000)
1009327	Memorial Plaque Install Income	(350)	(0)	(500)
1009325	Funeral Director Licence	(700)	(600)	(660)
	Total Operating Revenue	(15,050)	(14,600)	(21,160)

**TOWN OF PORT HEDLAND
BUDGET
FOR THE YEAR ENDED 30 JUNE 2014**

Community Amenities

Account Number	Account Description	2012/13		2013/14
		Original Budget	Revised Budget	Budget
	Non Operating Expenditure			
1009485	Equipment	5,000	5,154	0
	Total Non Operating Expenditure	5,000	5,154	0
	Total South Hedland Cemetery	50,725	66,679	63,666
	<i>Public Conveniences</i>			
	Operating Expenditure			
1010231	Property Insurance	6,080	5,093	3,538
1010232	Cleaning	120,000	120,000	119,600
1010233	Building Maintenance	30,000	30,000	42,500
1010236	Electricity Charges	1,567	1,567	439
1010237	Water Corporation Charges	5,262	5,262	5,578
1010299	Admin Costs Distributed	28,142	29,030	25,919
	Total Operating Expenditure	191,052	190,952	197,574
	Total Public Conveniences	191,052	190,952	197,574

**TOWN OF PORT HEDLAND
BUDGET
FOR THE YEAR ENDED 30 JUNE 2014**

Recreation & Culture

Account Number	Account Description	2012/13		2013/14
		Original Budget	Revised Budget	Budget
	Summary			
	Operating Expenditure			
	Community and Event Services	2,849,856	1,823,216	2,583,276
	Courthouse / Community Arts	551,648	540,028	520,920
	Port Hedland Civic Centre	777,518	662,986	868,201
	Youth Services	151,374	101,397	86,765
	JD Hardie Centre	1,722,653	1,774,044	2,043,040
	Swimming Areas/Beaches	422,164	128,575	219,983
	Gratwick Aquatic Centre	1,037,926	993,518	1,093,669
	South Hedland Aquatic Centre	982,509	1,100,943	1,362,553
	Recreation Administration	4,090,719	4,220,220	1,747,621
	Port Hedland Sportsgrounds - Recreation	349,485	812,848	813,409
	South Hedland Sportsgrounds - Recreation	3,213,804	2,742,543	1,320,694
	Port & South Sportsgrounds - P&G	2,984,713	3,960,837	5,446,080
	Port Hedland Library	259,145	259,898	301,919
	South Hedland Library	1,351,958	732,605	804,946
	Matt Dann Cultural Centre	1,504,560	1,493,109	1,944,877
	Television/Radio Broadcasting	1,000	(0)	0
	Wanangkura Stadium	0	0	2,740,929
	Marquee Park	0	0	2,699,166
	Total Operating Expenditure	22,251,032	21,346,766	26,598,050
	Operating Revenue			
	Community and Event Services	(737,500)	(637,434)	(659,000)
	Courthouse / Community Arts	(31,000)	(26,090)	(24,395)
	Port Hedland Civic Centre	(15,000)	(13,507)	0
	Youth Services	(29,200)	(27,448)	(19,500)
	JD Hardie Centre	(427,285)	(200,666)	(366,936)
	Swimming Areas/Beaches	(43,096)	(43,096)	(40,821)
	Gratwick Aquatic Centre	(119,015)	(104,015)	(87,024)
	South Hedland Aquatic Centre	(1,781,298)	(1,665,628)	(229,548)
	Recreation Administration	(439,938)	(956,469)	(429,361)
	Port Hedland Sportsgrounds - Recreation	(34,000)	(51,000)	(58,000)
	South Hedland Sportsgrounds - Recreation	(106,215)	(963,997)	(2,224,423)
	Port & South Sportsgrounds - P&G	(1,652,600)	(1,000,204)	(155,000)
	Port Hedland Library	(4,650)	(4,630)	(4,780)
	South Hedland Library	(49,686)	(59,978)	(52,470)
	Matt Dann Cultural Centre	(520,000)	(707,038)	(919,067)
	Wanangkura Stadium	0	0	(765,158)
	Marquee Park	0	0	(1,501,000)
	Total Operating Revenue	(5,990,482)	(6,461,200)	(7,536,482)
	Non Operating Expenditure			
	Community and Event Services	3,000	0	0

TOWN OF PORT HEDLAND
BUDGET
FOR THE YEAR ENDED 30 JUNE 2014

Recreation & Culture

Account Number	Account Description	2012/13		2013/14
		Original Budget	Revised Budget	Budget
	Courthouse / Community Arts	185,000	5,812	179,188
	Port Hedland Civic Centre	5,547,181	150,000	5,074,181
	Youth Services	30,000	0	0
	JD Hardie Centre	44,048	270,776	1,470,950
	Swimming Areas/Beaches	78,558	151,921	37,167
	South Hedland Aquatic Centre	8,492,952	6,144,460	1,156,494
	Recreation Administration	284,522	3,175,273	808,390
	Port Hedland Sportsgrounds - Recreation	430,000	31,916	227,660
	South Hedland Sportsgrounds - Recreation	1,427,418	279,547	1,926,704
	Port & South Sportsgrounds - P&G	1,741,638	1,720,784	5,135,736
	Port Hedland Library	15,000	33,000	0
	South Hedland Library	1,206,078	887,641	2,913
	Matt Dann Cultural Centre	513,000	493,000	8,000
	Wanangkura Stadium	0	0	318,072
	Marquee Park	0	0	1,662,101
	Total Non Operating Expenditure	19,998,395	13,344,128	18,007,554
	Non Operating Revenue			
	Community and Event Services	(200,000)	(34,523)	(200,000)
	Courthouse / Community Arts	(185,000)	(5,812)	(179,188)
	Port Hedland Civic Centre	(5,000,000)	(0)	(5,000,000)
	JD Hardie Centre	(990,000)	(1,643,310)	(1,519,188)
	Swimming Areas/Beaches	(34,893)	(34,893)	(37,167)
	South Hedland Aquatic Centre	(4,050,000)	(2,383,266)	(687,687)
	Recreation Administration	(1,080,000)	(3,339,177)	(101,466)
	Port Hedland Sportsgrounds - Recreation	(600,000)	(219,972)	(227,660)
	South Hedland Sportsgrounds - Recreation	(1,427,418)	(325,284)	(1,363,704)
	Port & South Sportsgrounds - P&G	(900,000)	(679,592)	(1,588,507)
	South Hedland Library	(380,478)	(222,150)	(14,693)
	Matt Dann Cultural Centre	(385,000)	(385,000)	0
	Wanangkura Stadium	0	0	(1,236,872)
	Marquee Park	0	0	(984,197)
	Total Non Operating Revenue	(15,232,789)	(9,272,979)	(13,140,329)
	Total Recreation & Culture	21,026,155	18,956,714	23,928,793
	<i>Community and Event Services</i>			
	Operating Expenditure			
811201	Salaries	141,318	141,318	202,882
811211	Superannuation Guarantee Levy	12,622	12,622	18,698
811212	Superannuation	0	2,485	2,643
811215	Fringe Benefits Tax	1,453	1,453	2,357
811216	Workers Compensation Insurance	4,052	6,640	6,396
811242	Telephone Charges	5,500	3,500	5,500

TOWN OF PORT HEDLAND
BUDGET
FOR THE YEAR ENDED 30 JUNE 2014

Recreation & Culture

Account Number	Account Description	2012/13		2013/14
		Original Budget	Revised Budget	Budget
811249	Meetings-Advertising/Promotion	38,000	6,000	8,000
811258	High Profile Event	1,000,000	268,033	960,357
811259	High Profile Event - BHP	0	34,523	200,000
811260	High Profile Event - Atlas Iron	200,000	200,000	100,000
811262	High Profile Event - Events Corp	350,000	270,000	330,000
811265	Information Brochures	0	23,000	30,000
811270	Community Development Pool Vehicle Expenses	3,500	3,500	3,500
811271	VEH005 - Iveco Community Bus	2,000	500	500
811273	Community Pride Activities	220,950	55,000	5,200
811280	Community Events	426,623	465,000	348,000
811290	Depreciation On Assets	15,439	15,439	17,371
811295	Property Insurance	8,610	6,621	2,980
811299	Admin Costs Distributed	419,789	307,582	338,892
	Total Operating Expenditure	2,849,856	1,823,216	2,583,276
	Operating Revenue			
811325	Community Bus Hire	(1,000)	(1,200)	(1,000)
811333	Contributions - BHP	(100,000)	(100,000)	0
811353	Donations/Sponsorship Community Pride	(636,500)	(108,580)	(228,000)
811354	High Profile Event Income	0	(427,655)	(430,000)
	Total Operating Revenue	(737,500)	(637,434)	(659,000)
	Non Operating Expenditure			
811420	Furniture and Equipment	3,000	0	0
	Total Non Operating Expenditure	3,000	0	0
	Non Operating Revenue			
811400	T/F from BHP Reserve	(200,000)	(34,523)	(200,000)
	Total Non Operating Revenue	(200,000)	(34,523)	(200,000)
	Total Community and Event Services	1,915,356	1,151,259	1,724,276
	Courthouse/Community Arts			
	Operating Expenditure			
812231	Property Insurance	24,780	19,751	10,959
812234	Building - Maintenance	15,000	15,000	5,000
812236	Electricity Charges	12,320	12,320	13,059
812237	Water Corporation Charges	21,200	9,500	7,234
812243	Telephone Charges	0	4,270	4,101
812285	Form Consultancy	380,000	380,000	393,000
812290	Depreciation on Assets	17,089	17,089	19,228
812299	Admin Costs Distributed	81,259	82,098	68,338
	Total Operating Expenditure	551,648	540,028	520,920

TOWN OF PORT HEDLAND
BUDGET
FOR THE YEAR ENDED 30 JUNE 2014

Recreation & Culture

Account Number	Account Description	2012/13		2013/14
		Original Budget	Revised Budget	Budget
	Operating Revenue			
812332	Recoup Courthouse Expenses	(31,000)	(26,090)	(24,395)
	Total Operating Revenue	(31,000)	(26,090)	(24,395)
	Non Operating Expenditure			
812411	Building Improvements	185,000	5,812	179,188
	Total Non Operating Expenditure	185,000	5,812	179,188
	Non Operating Revenue			
812398	T/F from Community Facilities Reserve	(185,000)	(5,812)	(179,188)
	Total Non Operating Revenue	(185,000)	(5,812)	(179,188)
	Total Courthouse / Community Arts	520,648	513,938	496,525
	<i>Port Hedland Civic Centre</i>			
	Operating Expenditure			
1102213	Property Insurance	89,658	93,865	69,843
1102234	Building Maintenance	55,000	75,000	60,000
1102235	Building Cleaning	80,000	80,000	76,500
1102236	Electricity Charges	49,441	49,441	127,327
1102237	Water Corporation Charges	9,498	9,498	10,067
1102256	Refund of Hire Fees	1,000	1,000	0
1102290	Depreciation On Assets	253,391	253,391	285,102
1102297	Loan Interest Payments	125,000	0	125,465
1102299	Admin Costs Distributed	114,530	100,791	113,897
	Total Operating Expenditure	777,518	662,986	868,201
	Operating Revenue			
1102324	Hire Fees - Halls	(15,000)	(13,507)	0
	Total Operating Revenue	(15,000)	(13,507)	0
	Non Operating Expenditure			
1102416	Building Refurbishment	5,448,000	150,000	5,000,000
1102417	Civic Centre Park Upgrade	25,000	(0)	0
1102498	Loan Principal Payments	74,181	0	74,181
	Total Non Operating Expenditure	5,547,181	150,000	5,074,181
	Non Operating Revenue			
1102399	Civic Centre Loan	(5,000,000)	(0)	(5,000,000)
	Total Non Operating Revenue	(5,000,000)	(0)	(5,000,000)
	Total Port Hedland Civic Centre	1,309,699	799,479	942,383

TOWN OF PORT HEDLAND
BUDGET
FOR THE YEAR ENDED 30 JUNE 2014

Recreation & Culture

Account Number	Account Description	2012/13		2013/14
		Original Budget	Revised Budget	Budget
	<i>Youth Services</i>			
	Operating Expenditure			
810235	Lawson Street Youth Centre	8,000	1,655	7,000
810236	Leadership Program	15,700	0	0
811268	Youth Events and Programs	15,300	12,300	20,100
1103231	Property Insurance	27,000	21,353	0
1103232	Building Maintenance	2,000	2,000	2,000
1103233	Andrew McLaughlin Community Centre - Maintenance	10,000	5,000	2,000
1103236	Utility Charges	18,019	18,019	18,740
1103249	Advertising and Promotions	5,000	4,397	5,000
1103270	Minor Projects & Programs	9,800	3,000	0
1103290	Depreciation On Assets	18,257	18,257	20,542
1103299	Admin Costs Distributed	22,298	15,415	11,382
	Total Operating Expenditure	151,374	101,397	86,765
	Operating Revenue			
810350	Youth Involvement Council	(6,000)	(1,288)	(6,000)
811351	Youth Events Income	(23,200)	(23,200)	(13,500)
1103331	Reimbursements	0	(2,960)	0
	Total Operating Revenue	(29,200)	(27,448)	(19,500)
	Non Operating Expenditure			
810413	Lawson Street Youth Centre Refurb	30,000	0	0
	Total Non Operating Expenditure	30,000	0	0
	Total Youth Services	152,175	73,949	67,265
	<i>JD Hardie Centre</i>			
	Operating Expenditure			
1104201	Salaries	413,466	383,466	492,002
1104211	Superannuation Guarantee Levy	37,212	37,212	45,336
1104212	Super Council Contribution	4,055	3,098	2,363
1104215	Fringe Benefits Tax	4,776	4,776	6,571
1104216	Workers Compensation Insurance	5,538	9,076	8,175
809277	VEL051 Vehicle Operation	3,500	3,500	3,500
1104230	Vandalism Damage Costs	10,000	10,000	10,000
1104231	Property and Casual Hirers Insurance	72,270	59,447	38,305
1104232	Contract Cleaning	120,000	115,000	120,000
1104233	Ground Maintenance	20,000	20,000	20,000
1104234	Building Maintenance	40,000	60,000	75,000
1104236	Utility Charges	124,000	194,000	250,000
1104243	Telephone Charges	10,000	14,000	19,642
1104246	Minor Equipment	0	7,500	10,000
1104247	Security	8,000	35,000	15,000
1104248	Licencing	5,000	352	1,000

TOWN OF PORT HEDLAND
BUDGET
FOR THE YEAR ENDED 30 JUNE 2014

Recreation & Culture

Account Number	Account Description	2012/13		2013/14
		Original Budget	Revised Budget	Budget
1104249	Advertising	15,000	15,000	7,500
1104254	Consumables	2,000	2,000	2,000
1104263	Kiosk Purchases	50,000	24,809	28,800
1104265	Tenancy Expenses	18,000	6,395	0
1104266	Umpire Payments	0	237	0
1104267	Recreation Programs	0	1,324	0
1104269	Gym & Fitness	0	1,092	0
1104270	Workshop Programs	15,000	8,000	21,200
1104271	Holiday Program	10,000	3,000	5,000
1104273	Minor Events	10,000	2,500	3,000
1104290	Depreciation On Assets	379,533	379,533	427,031
1104297	Loan Interest Payments	91,553	104,026	163,595
1104299	Admin Costs Distributed	253,750	269,701	268,020
	Total Operating Expenditure	1,722,653	1,774,044	2,043,040
	Operating Revenue			
1104331	Reimbursements/sponsorship	(20,000)	(12,000)	0
1104350	Kiosk Sales	(65,000)	(36,573)	(42,500)
1104352	Casual Hire	(93,200)	(50,000)	(60,000)
1104353	Gym & Fitness	0	(10,860)	0
1104355	Sporting Competitions	0	(3,188)	0
1104357	Holiday Program	(24,000)	(8,000)	(18,000)
1104358	Birthday Parties	(8,750)	(12,000)	(15,000)
1104359	Tenancy Income	(72,975)	(27,228)	(71,719)
1104360	Recoup Costs	(37,360)	(17,360)	(17,360)
1104361	Kids Club	(27,000)	(15,627)	(20,000)
1104362	Afterschool	(24,000)	(7,830)	0
1104363	Trainee Grant	(30,000)	(0)	0
1104364	Other Grants	(25,000)	0	(17,000)
1104394	JD Hardie Funding DSR	0	0	(105,357)
	Total Operating Revenue	(427,285)	(200,666)	(366,936)
	Non Operating Expenditure			
1104411	Facility Upgrade	0	21,145	280,000
1104415	Facility Upgrade - BHP	0	10,528	979,472
1104416	JD Hardie Project DSR	0	0	105,357
1104420	Furniture and Equipment	0	186,782	10,000
1104499	Loan 75-Principal Rec Cntr	44,048	52,320	96,121
	Total Non Operating Expenditure	44,048	270,776	1,470,950

TOWN OF PORT HEDLAND
BUDGET
FOR THE YEAR ENDED 30 JUNE 2014

Recreation & Culture

Account Number	Account Description	2012/13		2013/14
		Original Budget	Revised Budget	Budget
	Non Operating Revenue			
1104395	T/F from Community Facilities Reserve	0	(186,782)	(259,716)
1104398	T/F from BHP Reserve	(990,000)	(10,528)	(979,472)
1104399	New Loan	0	(1,446,000)	(280,000)
	Total Non Operating Revenue	(990,000)	(1,643,310)	(1,519,188)
	Total JD Hardie Centre	349,416	200,844	1,627,867
	<i>Swimming Areas/Beaches</i>			
	Operating Expenditure			
1105278	Turtle Boardwalk Maintenance	0	20,730	6,253
1105280	Beach & Foreshore Maintenance	10,000	19,068	47,686
1105283	Town Boat Ramp Maintenance	8,000	8,000	9,580
1105287	Coastal Access and Managed Camping	0	8,361	85,356
1105290	Depreciation on Assets	1,269	1,269	1,428
1105298	Loan Interest	43,096	43,096	40,821
1105299	Admin Costs Distributed	359,799	28,051	28,859
	Total Operating Expenditure	422,164	128,575	219,983
	Operating Revenue			
1105398	Loan Interest Income	(43,096)	(43,096)	(40,821)
	Total Operating Revenue	(43,096)	(43,096)	(40,821)
	Non Operating Expenditure			
1105426	Turtle Boardwalk	19,465	92,828	0
1105498	Loan Principal	34,893	34,893	37,167
1105489	T/F to Reserve- Spoilbank development	24,200	24,200	0
	Total Non Operating Expenditure	78,558	151,921	37,167
	Non Operating Revenue			
1105399	Loan Principal Income	(34,893)	(34,893)	(37,167)
	Total Non Operating Revenue	(34,893)	(34,893)	(37,167)
	Total Swimming Areas/Beaches	422,733	202,507	179,162

TOWN OF PORT HEDLAND
BUDGET
FOR THE YEAR ENDED 30 JUNE 2014

Recreation & Culture

Account Number	Account Description	2012/13		2013/14
		Original Budget	Revised Budget	Budget
	Gratwick Aquatic Centre			
	Operating Expenditure			
1105234	Gratwick Maintenance	10,000	5,000	5,000
1105236	Gym Maintenance	6,900	(0)	0
1105255	Gratwick -YMCA Operations	746,487	746,487	707,384
1105257	Gratwick Aquatic Centre Utilities	101,015	101,015	84,024
1106231	Property Insurance	28,590	26,082	24,468
1106239	GAC Needs assessment	30,000	0	0
1106290	Depreciation On Assets	114,935	114,935	129,318
1106299	Admin Costs Distributed	0	0	143,475
	Total Operating Expenditure	1,037,926	993,518	1,093,669
	Operating Revenue			
1105320	Gratwick Aquatic Centre Reimbursement	(101,015)	(101,015)	(84,024)
1106390	Government Grant	(18,000)	(3,000)	(3,000)
	Total Operating Revenue	(119,015)	(104,015)	(87,024)
	Total Gratwick Aquatic Centre	918,912	889,503	1,006,645
	South Hedland Aquatic Centre			
	Operating Expenditure			
1105288	SHAC Caretaker House Rental Reimbursement	0	55,939	0
1106297	Loan Interest Repayments	38,018	38,018	31,194
1105235	SHAC Maintenance	10,000	49,000	10,000
1105260	SHAC - YMCA Operations	615,026	714,000	777,090
1105262	SHAC Aquatic Centre Utilities	182,207	109,879	226,548
1107231	Property Insurance	53,390	50,239	44,608
1107290	Depreciation On Assets	83,868	83,868	94,364
1107299	Admin Costs Distributed	0	0	178,749
	Total Operating Expenditure	982,509	1,100,943	1,362,553
	Operating Revenue			
1105325	SHAC Aquatic Centre Reimbursement	(182,207)	(158,683)	(226,548)
1105339	Rental Income- SHAC House	(38,346)	(96,200)	0
1107392	CSRFF Grant - SHAC	(600,000)	(600,000)	0
1107393	Government Grant	(3,000)	(3,000)	(3,000)
1107394	Country Local Govt Fund-RFR	(807,745)	(807,745)	0
1107395	SHAC Upgrade - RFR	(150,000)	0	0
	Total Operating Revenue	(1,781,298)	(1,665,628)	(229,548)

TOWN OF PORT HEDLAND
BUDGET
FOR THE YEAR ENDED 30 JUNE 2014

Recreation & Culture

Account Number	Account Description	2012/13		2013/14
		Original Budget	Revised Budget	Budget
	Non Operating Expenditure			
1106498	Loan 112 Principal	105,207	105,207	112,031
1107429	SHAC Wave Rider Branding	0	58,535	0
1107430	SHAC Upgrade - BHP	4,050,000	2,324,731	544,463
1107431	SHAC Upgrade - RFR	2,600,000	1,782,976	0
1107433	SHAC Upgrade - CLGF	807,745	615,179	0
1107434	SHAC Upgrade	930,000	1,257,832	500,000
	Total Non Operating Expenditure	8,492,952	6,144,460	1,156,494
	Non Operating Revenue			
1106397	T/F from Community Facilities Reserve	0	0	(143,224)
1107399	T/F from BHP Reserve	(4,050,000)	(2,383,266)	(544,463)
	Total Non Operating Revenue	(4,050,000)	(2,383,266)	(687,687)
	Total South Hedland Aquatic Centre	3,644,163	3,196,508	1,601,811
	Recreation Administration			
	Operating Expenditure			
1108201	Salaries	501,802	501,802	548,926
1108211	Superannuation Guarantee Levy	52,659	44,326	58,090
1108212	Superannuation	0	2,777	7,222
1108215	Fringe Benefits Tax	4,368	4,368	4,944
1108216	Workers Compensation Insurance	5,065	8,301	6,150
1108243	Telephone Charges	4,500	5,100	5,345
1108246	In Term Swimming Lessons	0	35,000	70,000
1108247	FMG Memberships YMCA	0	47,000	0
1108249	Advertising and Promotions	15,000	22,000	15,000
1108253	Property Insurance	0	20,646	3,782
1108254	Kidsport	60,000	5,000	55,000
1108255	MPRC Opening	25,000	76,521	0
1108257	Multi Purpose Recreation Centre Operating Costs	843,106	761,674	0
1108258	Multi Purpose Utilities	140,250	140,250	0
1108259	MPRC Opening - BHP	0	45,309	69,691
1108263	Minor Events	49,340	9,340	12,000
1108264	Walk it Hedland	35,865	44,450	55,488
1108268	Project Communications & Media	33,000	47,790	0
1108270	Manager of Recreation Services and Facilities Vehicle	25,838	25,838	3,500
1108271	Coordinator of Recreation Services and Facilities Veh	0	0	3,500
1108275	Skate Park Mtce	30,000	64,580	25,000
1108276	Master Plans	244,000	125,000	250,000
1108283	Club Development	10,960	6,650	20,000
1108290	Depreciation on Assets	997,385	997,385	304,718
1108297	Interest Loans 119 &120	410,012	410,012	0
1108299	Admin Costs Distributed	602,570	769,101	229,265
	Total Operating Expenditure	4,090,719	4,220,220	1,747,621

TOWN OF PORT HEDLAND
BUDGET
FOR THE YEAR ENDED 30 JUNE 2014

Recreation & Culture

Account Number	Account Description	2012/13		2013/14
		Original Budget	Revised Budget	Budget
	Operating Revenue			
1108321	Contributions	0	(500,000)	0
1108325	Oval User Fees	(20,268)	(20,268)	(21,241)
1108332	Private Vehicle Use Contributions	(3,120)	(3,651)	(3,120)
1108333	Reimbursements - Rec Admin	(57,300)	(71,900)	(94,000)
1108334	Grant /Sponsorship - Walk it Hedland	(7,000)	(20,400)	0
1108347	Grant- Masterplan	(125,000)	(125,000)	(250,000)
1108350	Grant - Dept of Sport & Recreation	(15,000)	0	(61,000)
1108352	MPRC Utilities	(140,250)	(140,250)	0
1108353	Kidsport	(72,000)	(75,000)	0
	Total Operating Revenue	(439,938)	(956,469)	(429,361)
	Non Operating Expenditure			
1108416	Sports Facility Upgrade Program	50,000	0	0
1108420	Multi Purpose Recreation Centre - BHP	0	70,743	0
1108422	Multi Purpose Recreation Centre - Civil Works	0	246,900	0
1108423	Multi Purpose Recreation Centre	0	2,146,882	800,000
1108424	Multi Purpose Recreation Centre Fit Out - BHP	0	476,225	8,390
1108498	Principal Loans 119 &120	234,522	234,522	0
	Total Non Operating Expenditure	284,522	3,175,273	808,390
	Non Operating Revenue			
1108392	Loan 137 Wanangkura Stadium	0	(2,500,000)	0
1108394	T/F from Community Facilities Reserve	0	(246,900)	0
1108395	T/F from Lighting Reserve	0	0	(23,385)
1108398	T/F from BHP Reserve	(1,080,000)	(592,277)	(78,081)
	Total Non Operating Revenue	(1,080,000)	(3,339,177)	(101,466)
	Total Recreation Administration	2,855,303	3,099,846	2,025,184
	Port Hedland Sports Grounds - Recreation			
	Operating Expenditure			
1109231	Property Insurance	20,647	21,716	6,839
1109232	Cleaning Charges	6,000	5,000	6,000
1109233	Hire of Oval	6,435	6,486	7,000
1109236	PH Electricity Charges	45,777	93,036	96,757
1109237	PH Water Charges	28,711	372,602	394,958
1109238	Building Maintenance	35,000	35,000	30,500
1109241	Turf Club - Building Mtce	82,870	82,870	83,000
1109290	Depreciation On Assets	72,564	72,564	81,646
1109299	Admin Costs Distributed	51,480	123,574	106,709
	Total Operating Expenditure	349,485	812,848	813,409

TOWN OF PORT HEDLAND
BUDGET
FOR THE YEAR ENDED 30 JUNE 2014

Recreation & Culture

Account Number	Account Description	2012/13		2013/14
		Original Budget	Revised Budget	Budget
	Operating Revenue			
1109324	Hire Sportsgrounds/Ovals	(20,000)	(32,000)	(30,000)
1109331	Reimbursement Of Utility Charges	(9,000)	(18,000)	(13,000)
1109336	Colin Matheson Club Rooms	(5,000)	(1,000)	(15,000)
	Total Operating Revenue	(34,000)	(51,000)	(58,000)
	Non Operating Expenditure			
1109450	Colin Matheson Oval Upgrade - BHP	250,000	21,090	227,660
1109455	Colin Matheson Clubrooms	0	10,000	0
1109457	Colin Matheson Oval Parking	159,000	0	0
1109500	Sporting Grounds Minor upgrades	20,000	0	0
1110499	T/F To Light Replacement Res	1,000	826	0
	Total Non Operating Expenditure	430,000	31,916	227,660
	Non Operating Revenue			
1109390	T/F from BHP Reserve	(250,000)	130,028	(227,660)
1109391	T/F from Community Facilities Reserve	(350,000)	(350,000)	0
	Total Non Operating Revenue	(600,000)	(219,972)	(227,660)
	Total Port Hedland Sports Grounds	145,484	573,792	755,409
	South Hedland Sports Grounds - Recreation			
	Operating Expenditure			
1110231	Property Insurance	22,866	23,924	18,299
1110236	SH Utility Charges (Lights)	39,312	213,747	222,297
1110237	Water Corporation Charges	660,300	58,320	61,819
1110238	Building Maintenance	25,000	92,000	15,000
1110239	Light Maintenance	50,000	50,000	52,400
1110290	Depreciation on Assets	62,067	62,067	69,834
1111236	SH Electricity Charges	50,653	7,839	8,216
1111269	Ph Golf Club (Utility Charges)	13,000	13,000	13,000
1111281	Interest on Loan - SH Bowling Club	12,500	0	12,965
1111290	Depreciation on Assets	1,742,413	1,742,413	603,516
1111299	Admin Costs Distributed	473,399	416,938	173,258
1114290	Depreciation on Assets	62,294	62,294	70,090
	Total Operating Expenditure	3,213,804	2,742,543	1,320,694

TOWN OF PORT HEDLAND
BUDGET
FOR THE YEAR ENDED 30 JUNE 2014

Recreation & Culture

Account Number	Account Description	2012/13		2013/14
		Original Budget	Revised Budget	Budget
	Operating Revenue			
1110324	Hire Sportsgrounds/Ovals	(3,000)	(7,000)	(7,000)
1110332	Lights-User Charges	0	(25,000)	(30,000)
1111333	Reimb - Utility Charges	(12,000)	(12,000)	(12,000)
1110338	Grants - Dept Sport & Rec	(62,000)	(124,542)	(412,458)
1110400	Sponsorship	0	(45,455)	0
1111345	Grants - SH Bowling Club	0	(750,000)	(1,750,000)
1111394	Interest Loan - SH Bowling Club	(29,215)	0	(12,965)
	Total Operating Revenue	(106,215)	(963,997)	(2,224,423)
	Non Operating Expenditure			
1110401	Faye Gladstone Netball Courts	0	163,116	0
1110403	South Hedland Skate Park - BHP	920,000	66,431	856,286
1110407	Marie Marland Oval Reserve	0	50,000	1,063,000
1111495	SS Loan - SH Bowling Club	500,000	0	0
1111496	Loan Principal - SH Bowling Club	7,418	0	7,418
	Total Non Operating Expenditure	1,427,418	279,547	1,926,704
	Non Operating Revenue			
1110396	T/F from Community Facilities Reserve	0	(158,854)	0
1110397	T/F From Civil Building/Infrastructure Reserve	0	(100,000)	0
1110398	T/F from BHP Reserve	(920,000)	(66,430)	(856,286)
1111393	New SS Loan - SH Bowling Club	(500,000)	(0)	(500,000)
1111395	Principal Loan - SH Bowling Club	(7,418)	(0)	(7,418)
	Total Non Operating Revenue	(1,427,418)	(325,284)	(1,363,704)
	Total South Hedland Sports Grounds	3,107,589	1,732,808	(340,730)
	Port & South Sports Grounds - P&G			
	Operating Expenditure			
1109234	Ground Maintenance - Port Hedland	450,000	465,000	391,436
1111231	Property Insurance	5,239	5,558	18,216
1110234	Ground Maintenance - South Hedland	133,900	117,900	382,080
1111239	Marquee Park Operational Costs	300,000	192,000	0
1110277	Effluent Pump Facilities	60,000	83,000	110,056
1110278	Sportsground Surface Repairs	43,260	70,000	91,455
1111275	P.H. Gardens Maintenance	360,500	696,000	1,238,209
1111277	Gardening Minor Tools	10,000	7,068	34,000
1111278	Reticulation Operations	220,000	411,000	449,945
1111279	School Oval Mowing	150,000	120,000	166,455
1111280	St Cecelias School Mowing	500	500	0
1111282	Native Plant Nursery	30,000	33,000	125,050
1111283	S H Gardens Maintenance	315,000	641,000	1,266,400
1111284	Playground Equipment Maint.	20,000	92,000	85,773

TOWN OF PORT HEDLAND
BUDGET
FOR THE YEAR ENDED 30 JUNE 2014

Recreation & Culture

Account Number	Account Description	2012/13		2013/14
		Original Budget	Revised Budget	Budget
1111285	Graffiti Removal	50,000	41,000	339,550
1111289	Weed & Pest Control	115,000	102,000	33,000
1111298	Interest on Loan - Marquee Park	281,660	281,660	0
1115299	Admin Costs Distributed	439,653	602,151	714,455
	Total Operating Expenditure	2,984,713	3,960,837	5,446,080
	Operating Revenue			
1111334	Reimb - Ph School Ovals Mowing	(2,600)	(2,600)	0
1111335	Reimb - Sh Schools Oval Mowing	(150,000)	(150,000)	(155,000)
1111340	Grant - DLGRD	0	(500,000)	0
1111346	Reimbursement Park Maintenance	0	(63,000)	0
1111354	FMG Cafe Contribution	(1,500,000)	0	0
1111355	Marquee Park Defect Remediation	0	(284,604)	0
	Total Operating Revenue	(1,652,600)	(1,000,204)	(155,000)
	Non Operating Expenditure			
1111402	Marquee Park Development - RFR	0	323,813	0
1111405	Marquee Park Development - BHP	0	332,700	367,300
1111406	Cafe	1,500,000	0	0
1111407	Marquee Park Defect Remediation	0	284,604	0
1111446	Playground Equipment	0	0	100,000
1111447	Building Upgrades	50,000	6,781	220,000
1111439	Marquee Park Development	0	191,877	0
1111438	Koombana Park Development	0	254,161	700,000
1111450	Turf Club Grandstand	37,870	(0)	0
1111455	SHBTC - RFR	0	150,000	2,350,000
1111456	SHBTC Redevelopment	0	0	500,000
1111457	SHBTC Redevelopment BHP	0	23,079	898,436
1111497	Loan Principal - Marquee Park	153,768	153,768	0
	Total Non Operating Expenditure	1,741,638	1,720,784	5,135,736
	Non Operating Revenue			
1111388	T/F from Community Facilities Reserve	0	0	(320,000)
1111390	T/F from BHP Reserve	(900,000)	(355,779)	(1,265,736)
1108397	T/F From Newcrest Reserve	0	0	(2,771)
1111392	T/F from Royalties for Regions Reserve	0	(323,813)	0
	Total Non Operating Revenue	(900,000)	(679,592)	(1,588,507)
	Total Port & South Sportsgrounds - P&G	2,173,751	4,001,825	8,838,309

TOWN OF PORT HEDLAND
BUDGET
FOR THE YEAR ENDED 30 JUNE 2014

Recreation & Culture

Account Number	Account Description	2012/13		2013/14
		Original Budget	Revised Budget	Budget
	<i>Port Hedland Library</i>			
	Operating Expenditure			
1116201	Salaries	137,048	137,048	173,855
1116211	Superannuation Guarantee Levy	12,412	13,015	16,192
1116212	Superannuation - Contributory	1,290	1,415	2,131
1116216	Workers Compensation Insurance	1,759	2,883	2,492
1116231	Property Insurance	8,630	7,538	6,114
1116233	Building Cleaning & Materials	23,862	19,862	21,480
1116234	Building-Maintenance	9,000	9,000	10,000
1116235	Ground Maintenance-PH Library	1,800	2,100	3,640
1116236	Electricity Charges	7,026	9,500	9,183
1116237	Water Corporation Charges	2,120	4,000	2,120
1116243	Telephone Charges	1,000	1,000	1,500
1116254	Other Minor Sundry Expenses	900	900	900
1116256	Purchase Of Books/Magazines	4,500	4,500	4,500
1116263	Replacement Of Lost Books	5,000	3,000	3,000
1116290	Depreciation On Assets	4,625	4,625	5,204
1116299	Admin Costs Distributed	38,172	39,511	39,608
	Total Operating Expenditure	259,145	259,898	301,919
	Operating Revenue			
1116325	Photocopy Charges	(3,100)	(3,600)	(3,600)
1116326	Library Charges	(400)	(1,030)	(1,180)
1116328	Recovery Of Cost Of Lost Books	(750)	0	0
1116330	Replacement Lost M/Ship Cards	(50)	(0)	0
1116350	Miscellaneous Sundry Receipts	(350)	(0)	0
	Total Operating Revenue	(4,650)	(4,630)	(4,780)
	Non Operating Expenditure			
1116401	Port Hedland Library Upgrades	15,000	33,000	0
	Total Non Operating Expenditure	15,000	33,000	0
	Total Port Hedland Library	269,495	288,268	297,139
	<i>South Hedland Library</i>			
	Operating Expenditure			
1117201	Salaries	370,651	370,651	436,948
1117211	Superannuation Guarantee Levy	36,443	32,710	43,365
1117212	Superannuation	0	7,022	1,260
1117215	Fringe Benefits Tax	5,288	5,288	6,583
1117216	Workers Compensation Insurance	4,372	7,165	5,697
1117231	Property Insurance	20,720	17,458	12,458
1117233	Building-Cleaning	30,505	25,505	27,350
1117234	Building Maintenance	20,000	15,000	12,000
1117236	Electricity Charges	26,518	10,000	10,400

TOWN OF PORT HEDLAND
BUDGET
FOR THE YEAR ENDED 30 JUNE 2014

Recreation & Culture

Account Number	Account Description	2012/13		2013/14
		Original Budget	Revised Budget	Budget
1117237	Water Corporation Charges	14,169	11,000	11,660
1117238	Ground Maintenance	1,500	3,500	3,640
1117241	Stationery	1,250	1,435	1,300
1117242	Postage	1,800	1,500	1,500
1117243	Telephone Charges	6,800	6,000	6,200
1117246	Minor Equipment	7,260	7,260	7,260
1117254	Other Minor Sundry Expenses	1,700	1,700	1,700
1117256	Purchase Of Books/Magazines	12,000	12,000	12,000
1117257	Freight On Books	1,500	1,500	1,500
1117263	Replacement Of Lost Books	5,200	2,400	3,000
1117270	Coordinator of Library Vehicle Expenses	3,500	3,500	3,500
1117279	Oral History Project	0	0	5,000
1117280	Liswa Regional Costs	12,000	8,000	12,000
1117282	Childrens Activities	14,550	15,550	15,550
1117284	Library Promotion	12,000	12,000	9,000
1117287	South Hedland Library Relocation	500,000	0	0
1117290	Depreciation On Assets	43,085	43,085	48,477
1117299	Admin Costs Distributed	199,146	111,375	105,598
	Total Operating Expenditure	1,351,958	732,605	804,946
	Operating Revenue			
1117325	Photocopy Charges	(10,500)	(16,500)	(16,000)
1117326	Overdue Items Charge	(600)	(2,300)	(450)
1117328	Recovery Of Cost Of Lost Books	(1,000)	0	(1,000)
1117330	Replacement Lost M/Ship Cards	(100)	0	(100)
1117331	Fascimile Charges	(1,600)	(2,600)	(1,900)
1117333	Private Vehicle Use Contributions	(1,606)	(1,606)	(1,560)
1117350	Miscellaneous Sundry Receipts	(150)	0	(150)
1117352	Book Sale	(500)	(400)	(350)
1117353	Childrens Book Week Grant	(3,550)	(4,550)	(3,960)
1117354	Liswa Subsidy	(30,080)	(32,022)	(22,000)
1117355	Grant Funding	0	0	(5,000)
	Total Operating Revenue	(49,686)	(59,978)	(52,470)
	Non Operating Expenditure			
1117412	South Hedland Library Upgrades	160,000	222,150	0
1117414	SH Library & Community Centre - RFR	665,000	665,000	0
1117415	SH Library & Community Centre - BHP	380,478	0	2,913
1117499	T/F to SH Library Reserve	600	490	0
	Total Non Operating Expenditure	1,206,078	887,641	2,913

TOWN OF PORT HEDLAND
BUDGET
FOR THE YEAR ENDED 30 JUNE 2014

Recreation & Culture

Account Number	Account Description	2012/13		2013/14
		Original Budget	Revised Budget	Budget
	Non Operating Revenue			
1117388	T/F from Community Facilities Reserve	0	(222,150)	0
1117389	T/F from SH Library	0	0	(14,693)
1117390	T/F from BHP Reserve	(380,478)	(0)	0
	Total Non Operating Revenue	(380,478)	(222,150)	(14,693)
	Total South Hedland Library	2,127,872	1,338,117	740,695
	<i>Matt Dann Cultural Centre</i>			
	Operating Expenditure			
1118201	Salaries	313,184	308,184	415,571
1118211	Superannuation Guarantee Levy	27,976	27,526	38,295
1118212	Contributory Superannuation	8,714	8,714	6,977
1118215	Fringe Benefits Tax	3,490	3,490	4,845
1118216	Workers Compensation Insurance	4,047	6,632	6,027
1118231	Property and Casual Hirers Insurance	1,942	2,988	1,581
1118232	Cleaning	0	0	7,600
1118233	Building Maintenance	4,000	4,000	4,000
1118234	Projection Maintenance	25,000	20,000	25,000
1118236	Electricity Charges	615,769	615,769	853,867
1118270	Matt Dann Events Pool Vehicle Expenses	3,500	3,500	3,500
1118241	Telephone Charges	2,100	2,100	2,100
1118249	Advertising	42,000	42,000	51,000
1118263	Kiosk Purchases	30,000	25,000	41,500
1118265	Operational Costs	20,000	30,000	22,500
1118280	Professional Fees-Cult'L Perf	95,000	95,000	105,000
1118282	Movie Expenses	45,000	30,000	54,000
1118290	Depreciation On Assets	41,214	41,214	46,372
1118299	Admin Costs Distributed	221,624	226,991	255,143
	Total Operating Expenditure	1,504,560	1,493,109	1,944,877
	Operating Revenue			
1118324	Movie Tickets	(80,000)	(55,000)	(96,000)
1118325	Cultural Ticket Sales	(80,000)	(55,000)	(66,000)
1118326	General Hire	(50,000)	(35,000)	(62,000)
1118341	Contribution for Upgrade	(100,000)	(75,000)	0
1118342	Mdcc-Pub/Utilities Contr.	(150,000)	(431,038)	(597,707)
1118343	Grants	0	0	(38,360)
1118350	Kiosk Sales	(50,000)	(40,000)	(59,000)
1118354	Other Minor Sundry Receipts	(10,000)	(16,000)	0
	Total Operating Revenue	(520,000)	(707,038)	(919,067)

TOWN OF PORT HEDLAND
BUDGET
FOR THE YEAR ENDED 30 JUNE 2014

Recreation & Culture

Account Number	Account Description	2012/13		2013/14
		Original Budget	Revised Budget	Budget
	Non Operating Expenditure			
1118421	Furniture & Equipment	20,000	20,000	0
1118423	Minor Equipment	8,000	13,000	8,000
1118424	Digital Upgrade	485,000	460,000	0
	Total Non Operating Expenditure	513,000	493,000	8,000
	Non Operating Revenue			
1118391	T/F from Community Facilities Reserve	(385,000)	(385,000)	0
	Total Non Operating Revenue	(385,000)	(385,000)	0
	Total Matt Dann Cultural Centre	1,112,560	894,071	1,033,811
	<i>Television/Radio Broadcasting</i>			
	Operating Expenditure			
1119280	Rebroadcasting Facilities	1,000	(0)	0
	Total Operating Expenditure	1,000	(0)	0
	Total Television/Radio Broadcasting	1,000	(0)	0
	<i>Wanangkura Stadium</i>			
	Operating Expenditure			
1122231	Property Insurance	0	0	119,910
1122236	Electricity Charges	0	0	245,158
1122237	Water Charges	0	0	20,000
1122238	Building Maintenance	0	0	10,000
1122247	FMG Memberships - YMCA	0	0	250,000
1122257	Contract Costs - YMCA Operations	0	0	400,000
1122290	Depreciation on Assets	0	0	817,487
1122297	Interest Payments	0	0	518,800
1122299	Admin Costs Distributed	0	0	359,574
	Total Operating Expenditure	0	0	2,740,929
	Operating Revenue			
1122321	Contribution - FMG Memberships	0	0	(500,000)
1122352	Utilities Reimbursement	0	0	(265,158)
	Total Operating Revenue	0	0	(765,158)
	Non Operating Expenditure			
1122498	Principal Repayments	0	0	318,072
	Total Non Operating Expenditure	0	0	318,072
	Non Operating Revenue			
1122394	T/F from Community Facilities Reserve	0	0	(1,236,872)
	Total Non Operating Revenue	0	0	(1,236,872)
	Total Wanangkura Stadium	0	0	1,056,971

TOWN OF PORT HEDLAND
BUDGET
FOR THE YEAR ENDED 30 JUNE 2014

Recreation & Culture

Account Number	Account Description	2012/13		2013/14
		Original Budget	Revised Budget	Budget
	Marquee Park			
	Operating Expenditure			
1123201	Salaries	0	0	93,264
1123211	Superannuation Guarantee Levy	0	0	8,627
1123212	Superannuation	0	0	4,663
1123215	Fringe Benefits Tax	0	0	989
1123216	Workers Compensation Insurance	0	0	1,230
1123231	Property Insurance	0	0	35,647
1123232	Cleaning Costs	0	0	21,600
1123235	Grounds Maintenance	0	0	353,768
1123236	Electricity Charges	0	0	60,000
1123237	Water Charges	0	0	50,000
1123238	Building Maintenance	0	0	35,000
1123239	Contract Costs - YMCA Operations	0	0	50,000
1123290	Depreciation on Assets	0	0	1,356,955
1123298	Interest Payments	0	0	273,328
1123299	Admin Costs Distributed	0	0	354,095
	Total Operating Expenditure	0	0	2,699,166
	Operating Revenue			
1123353	FMG Cafe Contribution	0	0	(1,500,000)
1123354	Park Hire Revenue	0	0	(1,000)
1123355	Defect Remediation Reimbursement	0	0	0
	Total Operating Revenue	0	0	(1,501,000)
	Non Operating Expenditure			
1123406	Café Construction	0	0	1,500,000
1123498	Principal Repayments	0	0	162,101
	Total Non Operating Expenditure	0	0	1,662,101
	Non Operating Revenue			
1123394	T/F from Community Facilities Reserve	0	0	(984,197)
	Total Non Operating Revenue	0	0	(984,197)
	Total Marquee Park	0	0	1,876,071

TOWN OF PORT HEDLAND
BUDGET
FOR THE YEAR ENDED 30 JUNE 2014

Transport

Account Number	Account Description	2012/13		2013/14
		Original Budget	Revised Budget	Budget
	Summary			
	Operating Expenditure			
	Infrastructure Construction	21,250	(0)	21,715
	Engineering Management	928,161	1,140,001	1,108,081
	Admin Building Overheads	107,400	28,000	40,000
	Infrastructure Maintenance Technical Services	2,747,912	2,939,834	3,094,359
	Infrastructure Maintenance Engineering	2,079,884	2,260,316	3,266,900
	Infrastructure Maintenance Road Verge	469,099	522,438	502,516
	Plant Purchases	118,500	118,500	87,200
	Airport Administration	4,292,270	4,369,727	8,377,132
	Airport Maintenance	2,441,552	2,457,552	2,580,720
	Airport Plant Operating	67,500	92,500	85,792
	Airport Café	0	0	0
	Total Operating Expenditure	13,273,527	13,928,867	19,164,415
	Operating Revenue			
	Infrastructure Construction	(22,611,286)	(1,702,405)	(23,153,024)
	Engineering Management	0	0	(6,240)
	Infrastructure Maintenance Technical Services	(51,040)	(49,182)	(618,460)
	Infrastructure Maintenance Engineering	(15,000)	(15,000)	(15,000)
	Plant Purchases	(24,900)	(24,900)	(12,750)
	Airport Administration	(14,439,466)	(15,774,737)	(17,537,413)
	Airport Café	(80,536)	(80,536)	(148,000)
	Total Operating Revenue	(37,222,228)	(17,646,760)	(41,490,887)
	Non Operating Expenditure			
	Infrastructure Construction	25,962,802	3,890,699	25,331,604
	Engineering Management	5,000	5,591	122,900
	Admin Building Overheads	5,000	0	0
	Infrastructure Maintenance Engineering	0	0	304,451
	Plant Purchases	1,907,430	2,042,361	1,118,300
	Airport Administration	31,939,125	41,778,059	41,805,154
	Airport Café	0	0	0
	Total Non Operating Expenditure	59,819,357	47,716,710	68,682,409

TOWN OF PORT HEDLAND
BUDGET
FOR THE YEAR ENDED 30 JUNE 2014

Transport

Account Number	Account Description	2012/13		2013/14
		Original Budget	Revised Budget	Budget
	Non Operating Revenue			
	Infrastructure Construction	(850,000)	(340,859)	(1,349,086)
	Engineering Management	0	0	(97,500)
	Infrastructure Maintenance Engineering	0	0	(300,000)
	Plant Purchases	(384,000)	(561,222)	(125,225)
	Airport Administration	(26,105,981)	(34,728,100)	(35,163,385)
	Total Non Operating Revenue	(27,339,981)	(35,630,181)	(37,035,196)
	Transport Total	8,530,675	8,368,636	9,320,741
	Infrastructure Construction			
	Operating Expenditure			
1201297	Loan 113 Interest Repay	21,250	(0)	21,715
	Total Operating Expenditure	21,250	(0)	21,715
	Operating Revenue			
1201376	Country Local Govt Fund-RFR	0	0	(807,745)
1201380	Regional Development Australia Funding	0	0	(174,865)
1201383	New Living South Hedland Fund	0	50,000	0
1201386	Contribution - BHP	(19,920,924)	0	(19,920,924)
1201390	Federal Aboriginal Roads Grants	0	0	(66,000)
1201393	RRG MRWA Road Grant	(965,848)	(546,667)	(1,111,524)
1201394	Black Spot Funding Grant	(78,000)	(78,000)	(66,666)
1201395	MRWA - Direct Grant	(100,000)	(115,369)	(115,000)
1201396	Roads To Recovery	(1,546,514)	(1,012,369)	(890,300)
	Total Operating Revenue	(22,611,286)	(1,702,405)	(23,153,024)
	Non Operating Expenditure			
1201402	Wallwork Road Bridge	20,326,728	367,309	20,850,000
1201403	Major Projects Civil Works	702,608	0	0
1201404	Redbank Road	100,000	(0)	130,000
1201406	Captains Way / Murdoch Drive - Blackspot Pro	0	0	100,000
1201407	Pinnacles Street - RRG	0	0	356,155
1201427	Town Entry Statement - CLGF	100,000	100,000	0
1201445	Pippingarra Road - RRG	390,000	199,439	576,337
1201447	Buttweld Rd	500,000	840,796	0
1201448	Hamilton Road/North Circular Road	100,000	75,000	0
1201449	Murdoch Drive	75,000	0	0
1201453	Hamilton Road RRG	1,025,155	77,506	1,022,941
1201457	Yandeyarra Road	45,000	124,337	105,000
1201462	T/F To Depot Facilities Reserv	700	576	0

TOWN OF PORT HEDLAND
BUDGET
FOR THE YEAR ENDED 30 JUNE 2014

Transport

Account Number	Account Description	2012/13		2013/14
		Original Budget	Revised Budget	Budget
1201465	Forrest Circle - RRG	0	0	600,000
1201473	Drainage Construction	425,000	39,474	640,000
1201475	Port Hedland Footpath Const	185,000	48,304	100,000
1201478	Reseals (RRG)	400,000	194,257	370,000
1201480	Kerbing Construction	200,000	0	200,000
1201481	Walkway Lighting	50,000	222,701	50,000
1201468	Sutherland Street Upgrade	100,000	(0)	0
1201486	Wedgfield Upgrades	370,000	370,114	8,560
1201489	Hillside/ Woodstock Road - RRG	60,000	90,887	60,000
1201495	PH Light Industrial Area Drainage	150,000	0	150,000
1201496	Hamilton Road Bridge	420,000	840,000	0
1201497	North Circular Bridge	225,000	300,000	0
1201498	Loan 113 Principal	12,611	(0)	12,611
	Total Non Operating Expenditure	25,962,802	3,890,699	25,331,604
	Non Operating Revenue			
1201372	T/F from Asset Management Reserve	0	(335,268)	(488,000)
1201385	Transfer from Loan Funds	(850,000)	0	(850,000)
1201399	T/F from Depot Facilities Reserve	0	(5,591)	(11,086)
	Total Non Operating Revenue	(850,000)	(340,859)	(1,349,086)
	Total Infrastructure Construction	2,522,766	1,847,436	851,209
	Engineering Management			
	Operating Expenditure			
1202201	Salaries	667,035	837,035	1,066,418
1202211	Superannuation Guarantee	82,714	82,714	112,705
1202212	Superannuation - Council	3,810	3,810	4,065
1202215	Fringe Benefits Tax	7,863	7,863	9,887
1202216	Workers Compensation Insurance	9,117	14,941	12,300
1202231	Property Insurance	8,403	8,828	6,319
1202274	Project Development Officer Vehicle Expenses	3,500	3,500	3,500
1402271	Manager Infrastructure Development Vehicle E	4,500	4,500	4,500
1402274	Senior Project Officer Vehicle Expenses	4,500	3,500	4,500
1202298	Project Management Costs Distributed	0	0	(300,960)
1202299	Admin Costs Distributed	136,720	173,310	184,848
	Total Operating Expenditure	928,161	1,140,001	1,108,081
	Operating Revenue			
1202332	Private Vehicle Use Contributions	0	0	(6,240)
	Total Operating Revenue	0	0	(6,240)

TOWN OF PORT HEDLAND
BUDGET
FOR THE YEAR ENDED 30 JUNE 2014

Transport

Account Number	Account Description	2012/13		2013/14
		Original Budget	Revised Budget	Budget
	Non Operating Expenditure			
1202402	Depot Infrastructure	5,000	5,591	122,900
	Total Non Operating Expenditure	5,000	5,591	122,900
	Non Operating Revenue			
1202399	T/F from Asset Management Reserve	0	0	(97,500)
	Total Non Operating Revenue	0	0	(97,500)
	Total Engineering Management	933,161	1,145,592	1,127,241
	<i>Admin Building Overheads</i>			
	Operating Expenditure			
1214233	Cleaning	30,000	0	0
1214234	Building Maintenance	25,000	3,000	15,000
1214236	Electricity Charges	22,400	0	0
1214237	Water Corporation Charges	15,000	0	0
1214241	Office Expenses	15,000	25,000	25,000
	Total Operating Expenditure	107,400	28,000	40,000
	Non Operating Expenditure			
1214401	Furniture & Equipment	5,000	0	0
	Total Non Operating Expenditure	5,000	0	0
	Total Admin Building Overheads	112,400	28,000	40,000
	<i>Infrastructure Mtce Technical Service</i>			
	Operating Expenditure			
1204234	Depot Building Maintenance	25,000	63,000	16,600
1204236	Utility Charges	18,164	46,000	41,000
1204250	Engineering Standards & Operations	5,000	17,162	5,000
1204292	Roman Upgrade	6,318	8,083	6,318
1204283	Depot Operating Expenses	45,000	115,000	90,400
1204290	Depreciation On Assets	2,243,657	2,243,657	2,524,444
1204299	Admin Costs Distributed	404,772	446,932	410,597
	Total Operating Expenditure	2,747,912	2,939,834	3,094,359

TOWN OF PORT HEDLAND
BUDGET
FOR THE YEAR ENDED 30 JUNE 2014

Transport

Account Number	Account Description	2012/13		2013/14
		Original Budget	Revised Budget	Budget
	Operating Revenue			
1204331	Private Vehicle Use Contributions	(14,040)	(15,000)	0
1204333	Service Charges	0	0	(600,000)
1204392	Grant From Main Roads -Street Lighting	(37,000)	(34,182)	(18,460)
	Total Operating Revenue	(51,040)	(49,182)	(618,460)
	Total Infrastructure Mtce Technical Service	2,696,872	2,890,653	2,475,899
	 <i>Infrastructure Mtce Engineering</i>			
	Operating Expenditure			
1204281	Roadworks signs	5,000	6,301	12,000
1203281	Drainage Maintenance	182,326	205,161	361,662
1203282	Floodwater Lift Pump-Maint	40,000	875	42,987
1203290	Depreciation on Assets	163,865	163,865	184,372
1203297	Interest Payments	0	0	7,965
1204282	Street and Road signs	100,000	238,000	324,866
1206260	Unsealed Road Maintenance	138,915	145,000	330,406
1206263	RAV Road Maintenance	15,000	2,000	15,000
1206276	Crossover Constn Subsidy	10,000	10,000	20,000
1206277	Road Shoulder Maintenance	93,594	70,000	214,797
1206278	Roadworks-General Maintenance	334,264	485,000	619,505
1206279	Kerb Maintenance	55,125	33,186	57,668
1206280	Footpath Maintenance	173,644	137,000	128,900
1206283	Street/Walkway Lights	452,931	412,931	507,282
1206286	Property Insurance	8,850	7,370	10,915
1206299	Admin Costs Distributed	306,371	343,627	428,575
	Total Operating Expenditure	2,079,884	2,260,316	3,266,900
	Operating Revenue			
1206388	RAV Contributions	(15,000)	(15,000)	(15,000)
	Total Operating Revenue	(15,000)	(15,000)	(15,000)
	Non Operating Expenditure			
1203440	Floodwater Pump Refurbishment	0	0	300,000
1203498	Principal Repayments	0	0	4,451
	Total Non Operating Expenditure	0	0	304,451
	Non Operating Revenue			
1203399	New Loan	0	0	(300,000)
	Total Non Operating Revenue	0	0	(300,000)
	Total Infrastructure Mtce Engineering	2,064,884	2,245,316	3,256,350

TOWN OF PORT HEDLAND
BUDGET
FOR THE YEAR ENDED 30 JUNE 2014

Transport

Account Number	Account Description	2012/13		2013/14
		Original Budget	Revised Budget	Budget
	<i>Infrastructure Mtce Road Verge</i>			
	Operating Expenditure			
1207280	Medians Maintenance	80,000	90,000	46,730
1207282	Slashing	120,000	143,000	141,535
1204279	Verge Street Trees	0	13	10,500
1204278	Water Services Operation Costs	30,000	30,000	25,000
1207285	Street Tree Maintenance	100,000	110,000	163,485
1207289	Street Sweeper Maintenance	70,000	70,000	54,000
1207299	Admin Costs Distributed	69,099	79,424	61,266
	Total Operating Expenditure	469,099	522,438	502,516
	Infrastructure Mtce Road Verge	469,099	522,438	502,516
	 <i>Plant Purchases</i>			
	Operating Expenditure			
1208291	Loss on Asset Disposal	118,500	118,500	87,200
	Total Operating Expenditure	118,500	118,500	87,200
	 Operating Revenue			
1208397	Profit on Sale of Asset	(24,900)	(24,900)	(12,750)
	Total Operating Revenue	(24,900)	(24,900)	(12,750)
	 Non Operating Expenditure			
1208440	Heavy Vehicles & Plant	656,300	783,254	765,000
1208443	Light Vehicle Replacement	1,218,330	1,223,231	262,000
1208444	P & G Plant and Equipment	20,000	23,075	91,300
1208499	T/F To Plants Reserve	12,800	12,800	0
	Total Non Operating Expenditure	1,907,430	2,042,361	1,118,300
	 Non Operating Revenue			
1208396	Sale/Trade In - Veh/Plant	(384,000)	(270,000)	(118,950)
1208399	T/F from Plant Reserve	0	(291,222)	(6,275)
	Total Non Operating Revenue	(384,000)	(561,222)	(125,225)
	Total Plant Purchases	1,617,030	1,574,738	1,067,525

TOWN OF PORT HEDLAND
BUDGET
FOR THE YEAR ENDED 30 JUNE 2014

Transport

Account Number	Account Description	2012/13		2013/14
		Original Budget	Revised Budget	Budget
	<i>Airport Administration</i>			
	Operating Expenditure			
1210201	Salaries	1,472,623	1,511,124	2,168,827
1210211	Superannuation Guarantee Levy	131,436	140,585	210,481
1210212	Superannuation	11,277	9,811	21,473
1210213	Protective Clothing	10,000	10,000	10,000
1210214	Airport Recruitment	0	88,310	10,000
1210215	Fringe Benefits Tax	15,726	15,726	19,775
1210216	Workers Compensation Insurance	18,233	29,882	24,599
1210220	Training and Conferences	32,000	32,000	32,000
1210221	Airport Residence	0	120,000	119,600
1210225	Support Costs	222,017	222,017	217,400
1210226	Airport House 10 Maintenance	5,500	5,500	4,000
1210227	Airport House 12 Maintenance	5,500	(0)	0
1210228	Airport House 2 Maintenance	4,000	4,000	3,000
1210229	Airport House 3 Maintenance	4,000	4,000	3,000
1210230	Airport House 4 Maintenance	4,000	4,000	3,000
1210231	Property Insurance	416,740	360,995	287,513
1210236	Electricity Charges	316,462	545,420	1,324,874
1210237	Water Corporation Charges	48,103	25,000	27,000
1210243	Telephone Charges	10,000	10,000	10,000
1210251	Landing Fee Donation	87,550	87,550	131,330
1210252	Grading of Drains	17,000	17,000	18,360
1210253	Land Development Costs	200,000	95,896	50,000
1210259	Valuation Expenses	20,000	33,000	43,000
1210261	Legal Expenses	15,000	40,000	125,000
1210262	Paid Parking Bank Charges	25,000	96,000	86,028
1210265	ASIC Card Expense	3,000	4,000	4,000
1210270	Master Plan	3,000	2,000	5,000
1210272	Management Plans	37,000	128,000	37,000
1210274	Car Park Team Leader Vehicle Expenses	0	0	3,500
1210277	Public Liability Insurance	46,600	37,598	19,400
1210280	Registration & Flight Data	20,000	20,000	20,000
1210281	Airport Owners Assoc'N Fees	6,000	6,000	6,000
1210282	Parking Miscellaneous Expenses	6,000	(0)	0
1210291	Loss on Asset Disposal	0	0	3,800
1210297	Loan Interest Payments	76,657	0	74,390
1210494	T/F to Municipal Funds - Payment for Airport	0	0	1,805,000
1210299	Admin Costs Distributed	1,001,847	664,313	1,448,782
	Total Operating Expenditure	4,292,270	4,369,727	8,377,132

TOWN OF PORT HEDLAND
BUDGET
FOR THE YEAR ENDED 30 JUNE 2014

Transport

Account Number	Account Description	2012/13		2013/14
		Original Budget	Revised Budget	Budget
	Operating Revenue			
1210324	Landing Charges	(4,000,000)	(4,500,000)	(4,500,000)
1210325	Passenger Service Charges	(8,400,000)	(9,200,000)	(9,641,600)
1210326	Lease Income	(258,588)	(390,966)	(739,409)
1210328	Common User Check In Fees	(80,000)	(65,000)	(65,000)
1210329	Licence Fees	(8,175)	(169,000)	(136,290)
1210330	Concessions	(733,185)	(806,080)	(968,794)
1210331	Private Vehicle Use Contributions	0	0	(1,560)
1210332	Reimbursement - Legal Expenses	0	0	(65,894)
1210333	Reimb - Water Corp Charges	(5,500)	(10,000)	(10,000)
1210334	Short Term Paid Parking Fees	(238,636)	(152,000)	(164,536)
1210335	Long Term Paid Parking Fees	(630,682)	(425,000)	(445,400)
1210336	Lost & Damaged Tickets - Paid Parking Fees	(200)	(0)	(200)
1210338	Business Pass Cards Paid Parking	(15,000)	(2,192)	(2,000)
1210350	Terminal Advertising	(25,000)	(25,000)	(25,090)
1210352	Reimbursements	(10,000)	(5,000)	(5,000)
1210354	Housing Rent Airport	0	0	(16,640)
1210365	ASIC Card Income	(10,000)	0	0
1210399	Profit on Sale of Asset	(24,500)	(24,500)	0
	Total Operating Revenue	(14,439,466)	(15,774,737)	(17,537,413)
	Non Operating Expenditure			
1210401	Solar Lighting	0	70,000	0
1210402	Carpark / Ground Transport Reconfiguration	0	212,246	160,000
1210408	Taxiway Extension	0	54,832	0
1210409	Refurbish Quarantine Incinerator	0	0	300,000
1210410	Terminal Precinct	2,250,000	0	310,000
1210411	Re-Site Quarantine Facility	0	0	300,000
1210440	Plant & Equipment	135,000	187,835	435,000
1210442	Water Treatment Plant	0	0	500,000
1210450	Staff Housing Refurbishment	0	0	7,000
1210451	Building Upgrades	619,000	365,030	250,000
1210453	Bus Parking	150,000	0	150,000
1210454	Main Apron Extension	350,000	115,536	4,734,464
1210455	Main Apron Strengthening	800,000	800,000	0
1210462	Upgrade of Perimeter Fence	0	0	1,500,000
1210463	Resheet Runway	7,000,000	240,414	4,000,000
1210466	Airport Landside Lighting	0	80,406	0
1210467	Access Gate	25,000	24,666	0
1210471	Hire Car Development	6,090,000	70,000	0
1210472	Sewerage Upgrades	0	4,600	0
1210473	Electrical Ring Main	2,500,000	471,453	2,461,211

TOWN OF PORT HEDLAND
BUDGET
FOR THE YEAR ENDED 30 JUNE 2014

Transport

Account Number	Account Description	2012/13		2013/14
		Original Budget	Revised Budget	Budget
1210476	Apron Lighting Upgrades	0	0	90,000
1210477	Stormwater Drainage	300,000	0	350,000
1210483	CCTV Network	0	601,532	206,445
1210484	Car Park Lighting	250,000	118,344	131,656
1210485	Freight Facility	4,500,000	0	4,500,000
1210486	Operations Building	1,100,000	1,100,000	0
1210495	T/F to Spoilbank Reserve	0	30,150,685	0
1210496	Loan Principal Payments	36,981	(0)	39,248
1210498	T/F To AP Capital Reserve	5,833,144	7,110,480	21,380,130
	Total Non Operating Expenditure	31,939,125	41,778,059	41,805,154
	Non Operating Revenue			
1210389	T/F from Loan Funds	(15,075,000)	0	0
1210390	T/F from Municipal Funds - Kingsford Business	0	0	(3,684,717)
1210397	Sale / Trade In - Veh/Plant	(15,500)	(15,500)	(10,000)
1210398	T/F From Ap Capital Works Res	(11,015,481)	(34,712,600)	(31,468,668)
	Total Non Operating Revenue	(26,105,981)	(34,728,100)	(35,163,385)
	Total Airport Administration	(4,314,052)	(4,355,052)	(2,518,512)
	Airport Maintenance			
	Operating Expenditure			
1211249	Equipment Maintenance	120,000	150,000	120,000
1211250	Building Terminal	100,000	100,000	100,000
1211251	Airconditioning Terminal	75,000	110,000	75,000
1211252	Plumbing	70,000	50,000	70,000
1211254	Electrical Repairs Terminal	65,000	65,000	65,000
1211258	Street Lighting	15,000	20,000	20,000
1211259	Fire Appliances	10,000	35,000	35,000
1211262	Cleaning	299,320	299,320	242,018
1211263	Landscaping/Gardening	20,000	20,000	20,000
1211264	Depot Supplies	76,000	76,000	76,000
1211267	Markers & Markings	30,000	30,000	30,000
1211268	Security	5,000	5,000	0
1211273	Road/Carpark Maintenance	0	0	10,000
1211275	Electrical Repairs Airside	70,000	70,000	70,000

TOWN OF PORT HEDLAND
BUDGET
FOR THE YEAR ENDED 30 JUNE 2014

Transport

Account Number	Account Description	2012/13		2013/14
		Original Budget	Revised Budget	Budget
1211276	Plant Hire	2,000	9,000	2,000
1211277	Incinerator Expenses	5,000	5,000	5,000
1211278	Inspections	91,000	(0)	0
1211282	Public Relations / Promotion	50,000	30,000	50,000
1211286	Airside Maintenance	25,000	70,000	100,000
1211287	Landside Maintenance	15,000	15,000	30,000
1211290	Depreciation On Assets	1,298,232	1,298,232	1,460,702
	Total Operating Expenditure	2,441,552	2,457,552	2,580,720
	Total Airport Maintenance	2,441,552	2,457,552	2,580,720
	<i>Airport Plant Operating</i>			
	Operating Expenditure			
1212250	Manager Airport Vehicle Expenses	3,500	3,500	3,500
1212251	Airport Reporting Officer Vehicle Expenses	3,500	6,000	3,500
1212252	VEH001 - Mitsubishi Tip Truck	8,500	8,500	8,500
1212270	VEH003 - 8Gz 387 Kubota Tractor	2,000	2,000	2,000
1212271	VEH004 - Case Loader	10,000	7,500	10,000
1212272	Hino Truck Mobile Stairs	3,000	3,000	3,000
1212276	Fuel & Oil	30,000	55,000	48,292
1212279	Small Equipment Maintenance	7,000	7,000	7,000
	Total Operating Expenditure	67,500	92,500	85,792
	Total Airport Plant Operating	67,500	92,500	85,792
	<i>Airport Café</i>			
	Operating Revenue			
1213353	Lease Income	(80,536)	(80,536)	(148,000)
	Total Operating Revenue	(80,536)	(80,536)	(148,000)
	Total Airport Café	(80,536)	(80,536)	(148,000)

TOWN OF PORT HEDLAND
BUDGET
FOR THE YEAR ENDED 30 JUNE 2014

Economic Services

Account Number	Account Description	2012/13		2013/14
		Original Budget	Revised Budget	Budget
	Summary			
	Operating Expenditure			
	Tourism & Area Promotion	365,407	366,069	427,292
	Building Control	412,005	785,819	768,999
	Economic Development	2,496,297	1,268,617	2,605,032
	Total Operating Expenditure	3,273,709	2,420,506	3,801,323
	Operating Revenue			
	Building Control	(1,521,770)	(845,112)	(846,060)
	Other Economic Services	(5,293,780)	(35,107,465)	(6,059,996)
	Economic Development	(5,966)	(547,711)	(501,831)
	Total Operating Revenue	(6,821,517)	(36,500,288)	(7,407,887)
	Non Operating Expenditure			
	Tourism & Area Promotion	109,739	363,079	17,017
	Building Control	4,100	8,543	0
	Other Economic Services	4,968,991	35,165,301	5,132,885
	Economic Development	0	0	184,822
	Total Non Operating Expenditure	5,082,830	35,536,923	5,334,725
	Non Operating Revenue			
	Economic Development	(1,500,000)	(50,952)	(1,599,187)
	Tourism & Area Promotion	0	(255,000)	0
	Total Non Operating Revenue	(1,500,000)	(305,952)	(1,599,187)
	Total Economic Services	35,022	1,151,188	128,974
	<i>Tourism & Area Promotion</i>			
	Operating Expenditure			
1301231	Property Insurance	8,440	7,275	5,587
1301234	Building Maintenance	5,000	5,000	5,000
1301263	Visitor Centre Subsidy	280,500	280,500	341,550
1301290	Depreciation On Assets	13,875	13,875	15,611
1301297	Loan 116 Interest Repayments	3,767	3,767	3,489
1301299	Admin Costs Distributed	53,825	55,652	56,055
	Total Operating Expenditure	365,407	366,069	427,292

TOWN OF PORT HEDLAND
BUDGET
FOR THE YEAR ENDED 30 JUNE 2014

Economic Services

Account Number	Account Description	2012/13		2013/14
		Original Budget	Revised Budget	Budget
	Non Operating Expenditure			
1301498	Principal On Loan	4,739	4,739	5,017
1301410	PHVC Upgrade	105,000	358,340	12,000
	Total Non Operating Expenditure	109,739	363,079	17,017
	Non Operating Revenue			
1301397	T/F from BHP Reserve	0	(255,000)	0
	Total Non Operating Revenue	0	(255,000)	0
	Total Tourism & Area Promotion	475,146	474,148	444,309
	<i>Building Control</i>			
	Operating Expenditure			
1302201	Salaries	251,386	497,959	554,481
1302211	Superannuation Guarantee Levy	25,602	51,832	58,157
1302213	Protective Clothing	1,500	1,500	1,000
1302215	Fringe Benefits Tax	5,242	5,242	4,944
1302216	Workers Compensation Insurance	6,078	9,961	6,150
1302223	Travel and Accomodation	0	33,778	0
1302242	Minor Equipment	1,800	1,225	0
1302241	Office Expenses	500	500	400
1302243	Telephone Charges	3,500	3,000	3,500
1302256	Publications	5,000	5,000	4,000
1302260	Refund of Building Fees	0	10,000	0
1302261	Engineering and Legal Advice Expenses	10,000	10,000	10,000
1302262	Contract- Building Surveyors	0	1,650	0
1302263	Engineering Advice	5,000	0	0
1302270	Manager Building Services Vehicle Expense	15,000	15,000	3,500
1302271	Coordinator Building Services Vehicle Expense	3,500	2,500	3,500
1302272	Building Services 1 Vehicle Expenses	3,500	3,500	3,500
1302273	Building Services 2 Vehicle Expenses	3,500	3,500	3,500
1302290	Depreciation On Assets	10,208	10,208	11,485
1302299	Admin Costs Distributed	60,689	119,465	100,883
	Total Operating Expenditure	412,005	785,819	768,999
	Operating Revenue			
1302324	Licences - Building	(1,400,000)	0	0
1302325	Licences - Signs	(500)	0	0
1302326	Licences - Stratas	(20,000)	(0)	0
1302327	Swimming Pool Inspection Levy	(9,150)	(9,999)	(12,500)
1302331	Private Vehicle Use Contributions	(3,120)	(2,019)	(1,560)

TOWN OF PORT HEDLAND
BUDGET
FOR THE YEAR ENDED 30 JUNE 2014

Economic Services

Account Number	Account Description	2012/13		2013/14
		Original Budget	Revised Budget	Budget
1302333	Builders Rego.Board Commission	(2,000)	(1,594)	(2,000)
1302334	Permits - Uncertified	0	(100,000)	(100,000)
1302335	Permits - Certified	0	(550,000)	(550,000)
1302336	ToPH Certification Services	0	(92,000)	(90,000)
1302337	Sales/Building Information	0	(85,000)	(85,000)
1302338	ToPH Inspection Fee	0	(1,500)	(2,000)
1302339	ToPH Consultancy	0	(1,000)	(1,000)
1302341	Building Fees	(85,000)	0	0
1302343	BCITF Levy Commission	(2,000)	(2,000)	(2,000)
	Total Operating Revenue	(1,521,770)	(845,112)	(846,060)
	Non Operating Expenditure			
1302499	T/F to Civic Building/ Infrastructure Reser	4,100	8,543	0
	Total Non Operating Expenditure	4,100	8,543	0
	Total Building Control	(1,105,665)	(50,750)	(77,061)
	Other Economic Services			
	Operating Revenue			
1303351	Contribution - BHP	(3,487,000)	(3,500,000)	0
1303353	Precint 3 Lease Payment	0	(30,150,685)	(3,684,717)
1303357	Lease Income	(1,806,780)	(1,456,780)	(2,375,279)
	Total Operating Revenue	(5,293,780)	(35,107,465)	(6,059,996)
	Non Operating Expenditure			
1301499	T/F to Community Facilities Reserve	1,144,708	1,138,950	1,326,468
1303495	T/F to Reserve - Airport Capital Reserve	0	30,150,685	3,684,717
1303497	T/F to Reserve - Newcrest	300	281	0
1303498	T/F to Reserve - BHP	3,823,983	3,800,529	121,700
	Total Non Operating Expenditure	4,968,991	35,165,301	5,132,885
	Total Other Economic Services	(324,790)	57,835	(927,111)
	Economic Development			
	Operating Expenditure			
1303235	Cattle Yard Maintenance	4,500	4,500	4,500
1304201	Salaries	498,325	462,391	487,758
1304211	Superannuation Guarantee Levy	56,717	53,483	55,742
1304215	Fringe Benefits Tax	3,495	3,495	3,955
1304216	Workers Compensation Insurance	4,052	6,640	4,920
1304241	Other Office Expenses	1,000	11,000	10,700

TOWN OF PORT HEDLAND
BUDGET
FOR THE YEAR ENDED 30 JUNE 2014

Economic Services

Account Number	Account Description	2012/13		2013/14
		Original Budget	Revised Budget	Budget
1304243	Telephone	4,000	4,000	4,000
1304250	Land Development Costs	0	150,000	200,000
1304256	Spoilbank Development	1,500,000	50,952	1,449,048
1304257	Valuation & Survey Expenses	0	12,500	15,000
1304260	Economic Development Projects	53,000	93,000	20,000
1304270	Manager of Economic Development Vehicle	3,500	3,500	3,500
1304297	Loan Interest Payments	0	0	4,163
1304299	Admin Costs Distributed	367,709	413,156	341,746
	Total Operating Expenditure	2,496,297	1,268,617	2,605,032
	Operating Revenue			
1303324	Cattle Yard Lease	(4,406)	(13,977)	(11,537)
1304338	Private Vehicle Use Contributions	(1,560)	(1,560)	(3,120)
1304350	Eco. Dev. Projects - Contributions	0	(487,174)	(487,174)
1304351	Economic & Land Development Advice	0	(45,000)	0
	Total Operating Revenue	(5,966)	(547,711)	(501,831)
	Non Operating Expenditure			
1304404	Land Development	0	0	150,139
1304497	Loan Principal Repayments	0	0	2,283
1304498	T/F to Spoilbank Reserve	0	0	32,400
	Total Non Operating Expenditure	0	0	184,822
	Non Operating Revenue			
1304396	Loan Funds	0	0	(150,139)
1304398	T/F from Spoilbank Reserve	(1,500,000)	(50,952)	(1,449,048)
	Total Non Operating Revenue	(1,500,000)	(50,952)	(1,599,187)
	Total Economic Development	990,331	669,954	688,836

TOWN OF PORT HEDLAND
BUDGET
FOR THE YEAR ENDED 30 JUNE 2014

Other Property & Services

Account Number	Account Description	2012/13		2013/14
		Original Budget	Revised Budget	Budget
	Summary			
	Operating Expenditure			
	Private Works	60,000	136,000	125,345
	Public Works Overheads - Engineering	138,330	138,330	9,360
	Plant Operating Costs	30,000	55,000	60,000
	Salaries & Wages	45,000	164,274	45,000
	Other Unclassified	184,984	251,154	(1,729,710)
	Building Maintenance	348,891	347,913	397,098
	Total Operating Expenditure	807,205	1,092,671	(1,092,907)
	Operating Revenue			
	Private Works	(25,000)	(72,000)	(160,000)
	Public Works Overheads - Engineering	(138,330)	(138,330)	(9,360)
	Plant Operating Costs	(30,000)	(55,000)	(60,000)
	Salaries & Wages	(87,000)	(168,534)	(90,000)
	Other Unclassified	(292,017)	(326,233)	(237,400)
	Total Operating Revenue	(572,347)	(760,097)	(556,760)
	Non Operating Expenditure			
	Other Unclassified	365,805	364,420	556,839
	Non Operating Expenditure	365,805	364,420	556,839
	Non Operating Revenue			
	Other Unclassified	0	0	0
	Total Non Operating Revenue	0	0	0
	Total Other Properties & Services	600,664	696,995	(1,092,828)
	Private Works			
	Operating Expenditure			
1401265	Private Works - Various	10,000	30,000	45,345
1401275	Stand Pipe - WaterCorp Charges	50,000	106,000	80,000
	Total Operating Expenditure	60,000	136,000	125,345
	Operating Revenue			
1401324	Reimbursement - Private Works	(25,000)	(52,000)	(140,000)
1401375	Reimbursements - Stand Pipe	0	(20,000)	(20,000)
	Total Operating Revenue	(25,000)	(72,000)	(160,000)
	Total Private Works	35,000	64,000	(34,655)

TOWN OF PORT HEDLAND
BUDGET
FOR THE YEAR ENDED 30 JUNE 2014

Other Property & Services

Account Number	Account Description	2012/13		2013/14
		Original Budget	Revised Budget	Budget
	Public Works Overheads - Engineering			
	Operating Expenditure			
1402201	Salaries	978,453	925,000	1,060,801
1402202	Long Service Leave	25,000	371	25,000
1402206	Depot Staff Meetings	5,000	41,000	22,682
1402207	Annual Leave	358,644	200,000	656,387
1402208	Sick Pay	143,290	63,000	113,627
1402209	Public Holidays	171,948	88,000	195,494
1402211	Superannuation Guarantee Levy	387,486	387,486	467,731
1402212	Superannuation	60,000	60,000	74,852
1404000	Mowers/ Edgers Op Costs	20,000	14,066	0
1404213	P & G Staff Uniforms	0	0	36,900
1404245	Protective Equipment	0	0	27,000
1404270	Coordinator Parks & Reserves Vehicle Expense	4,500	5,000	4,500
1404271	VEL038 - Engineering Services Vehicle Op	4,500	300	4,500
1402213	Es Protective Clothing/Uniform	40,000	57,000	7,000
1402215	Fringe Benefits Tax	57,662	57,662	59,324
1402216	Workers Compensation Insurance	66,855	109,568	73,798
1402226	Port Hedland Allowance-Oswf	908,564	1,615,000	0
1402232	Es Office Lease & Cleaning	34,000	34,000	33,500
1402243	Telephone Charges	16,000	25,000	29,200
1402249	Es Advertising	2,000	0	0
1402250	Stock for Depot Workshop	30,000	5,466	0
1402270	Coordinator of Workshop & Fleet Vehicle Expense	4,500	7,500	4,500
1402272	Manager Engineering Operations Vehicle Expense	4,500	33,700	4,500
1402273	Coordinator of Engineering Operations Vehicle Expense	4,500	4,500	4,500
1402276	Project Engineering Officer Vehicle Expenses	4,500	6,000	4,500
1402277	Manager of Technical Services Vehicle Expense	25,838	14,500	4,500
1402290	Depreciation on Assets	47,527	47,527	53,475
1402299	Admin Costs Distributed	593,435	29,391	457,256
1402551	Less Alloc To Wks & Services	(3,860,372)	(3,692,707)	(3,416,166)
	Total Operating Expenditure	138,330	138,330	9,360
	Operating Revenue			
1402321	Supervision - Classic Collection	(10,370)	(10,370)	0
1402323	Supervision - Premium Collection	(45,000)	(45,000)	0
1402325	Supervision & Tech Services - Landfill	(82,960)	(82,960)	0
1402332	Private Vehicle Use Contributions	0	0	(9,360)
	Total Operating Revenue	(138,330)	(138,330)	(9,360)
	Total Public Works Overhead - Engineering	(0)	0	(0)

TOWN OF PORT HEDLAND
BUDGET
FOR THE YEAR ENDED 30 JUNE 2014

Other Property & Services

Account Number	Account Description	2012/13		2013/14
		Original Budget	Revised Budget	Budget
	<i>Plant Operating Costs</i>			
	Operating Expenditure			
1403201	Mechanic Wages	354,951	211,000	490,895
1403275	Repairs & Parts	250,000	645,000	275,200
1403277	Workshop Oil,Grease & Gas	30,000	45,000	8,000
1403278	Tyres & Batteries	47,000	63,000	87,500
1403279	Insurance	96,070	105,762	106,635
1403280	Vehicle Licences	5,500	5,500	5,500
1403282	Workshop Operating Costs	65,000	72,000	110,980
1403283	Spm'S Replacement Tools	5,000	8,200	6,000
1403285	Fuel - Diesel & Unleaded	200,000	284,500	295,000
1403286	Plant Operating Costs	30,000	156,000	0
1403290	Depreciation on Assets	671,605	671,605	755,654
1403555	Less Allocations To Works	(1,053,521)	(1,540,962)	(1,325,710)
1403556	Vehicle Dep'N Recovery - Works	(671,605)	(671,605)	(755,654)
	Total Operating Expenditure	30,000	55,000	60,000
	Operating Revenue			
1403350	Diesel Fuel Rebate Scheme	(30,000)	(55,000)	(60,000)
	Total Operating Revenue	(30,000)	(55,000)	(60,000)
	Total Plant Operating Costs	0	0	(0)
	<i>Salaries & Wages</i>			
	Operating Expenditure			
1406000	Gross Salaries and Wages	19,788,182	19,788,182	21,782,432
1406001	Less Salaries & Wages Alloc	(19,788,182)	(19,788,182)	(21,782,432)
1406002	Workers Compensation Payments	20,000	109,689	20,000
1406012	Paid Parental Leave	25,000	54,585	25,000
	Total Operating Expenditure	45,000	164,274	45,000
	Operating Revenue			
1406004	Reimbursement - Workers Comp	(20,000)	(76,587)	(20,000)
1406005	Reimb - Income Protect. Insurance	(50,000)	(50,000)	(53,000)
1406006	Reimbursement - Jury Duty	(2,000)	(2,000)	(2,000)
1406009	Paid Parental Leave Reimbursement	(15,000)	(39,947)	(15,000)
	Total Operating Revenue	(87,000)	(168,534)	(90,000)
	Total Salaries & Wages	(42,000)	(4,260)	(45,000)

TOWN OF PORT HEDLAND
BUDGET
FOR THE YEAR ENDED 30 JUNE 2014

Other Property & Services

Account Number	Account Description	2012/13		2013/14
		Original Budget	Revised Budget	Budget
	<i>Other Unclassified</i>			
	Operating Expenditure			
1407274	Efficiency Dividend	0	0	(1,930,000)
1407276	Misc Expenditure Recoupable	5,000	0	0
1407278	Monetary Risks	1,840	1,838	0
1407279	Public Liability Insurance	168,144	239,316	190,290
1407281	Insurance Excess	0	0	0
1407282	Vandalism Damage Unclaimable	10,000	10,000	10,000
1407287	Vandalism Damage Claimable	0	0	0
	Total Operating Expenditure	184,984	251,154	(1,729,710)
	Operating Revenue			
1407332	Engineering Supervision Reimb	(50,000)	(0)	0
1407333	Reimbursement Of Claims	(20,000)	(104,216)	(20,000)
1407339	Support Costs Reimbursement	(222,017)	(222,017)	(217,400)
	Total Operating Revenue	(292,017)	(326,233)	(237,400)
	Non Operating Expense			
1407499	T/F to Asset Management Reserve	365,805	364,420	556,839
	Total Non Operating Expenditure	365,805	364,420	556,839
	Total Other Unclassified	258,773	289,342	(1,410,271)
	<i>Building Maintenance</i>			
	Operating Revenue			
1408201	Salaries	251,386	251,386	284,531
1408211	Superannuation Guarantee Levy	25,602	25,602	29,250
1408212	Superannuation	9,432	9,432	5,196
1408215	Fringe Benefits Tax	2,621	2,621	2,966
1408216	Workers Compansation Insurance	3,039	4,980	3,690
1408243	Telstra Charges	1,000	1,000	1,000
1408270	Coordinator of Building Maintenance Vehicle E	0	0	3,500
1408271	Building Maintenance Officer 1 Vehicle Expens	0	0	3,500
1408272	Building Maintenance Officer 2 Vehicle Expens	0	0	3,500
1408299	Admin Costs Distributed	55,811	52,892	59,965
	Total Operating Expenditure	348,891	347,913	397,098
	Total Buidling Maintenance	348,891	347,913	397,098