



2012-13 BUDGET

TOWN OF PORT HEDLAND

**ADOPTED
BUDGET**

FOR THE YEAR ENDED

30 JUNE 2013



TOWN OF PORT HEDLAND

BUDGET

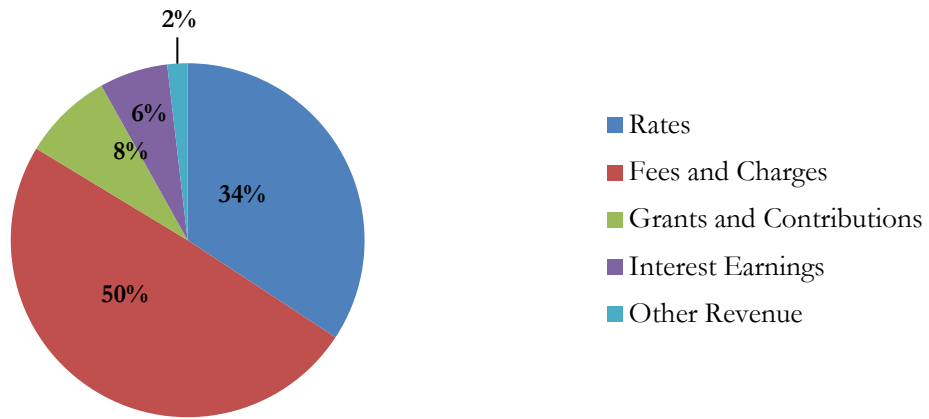
FOR THE YEAR ENDED 30 JUNE 2013

TABLE OF CONTENTS

ITEM	PAGE No.
Budget at a Glance	3
Statement of Comprehensive Income By Nature or Type	4
Statement of Comprehensive Income By Program	5
Statement of Cash Flows	7
Rate Setting Statement	8
Notes to and Forming Part of the Budget	9 to 41
Fees & Charges	42 to 62
Detailed Budget by Function	
Summary	63
General Purpose Funding	64 to 65
Governance	66 to 70
Law, Order and Public Safety	71 to 75
Health	76 to 78
Education and Welfare	79 to 83
Housing	84 to 86
Community Amenities	87 to 94
Recreation and Culture	95 to 109
Transport	110 to 118
Economic Services	119 to 122
Other Property and Services	123 to 126
Management Budget	
5 Year Plan - Summary	A1
Airport Redevelopment Program & Associated Funding	A2

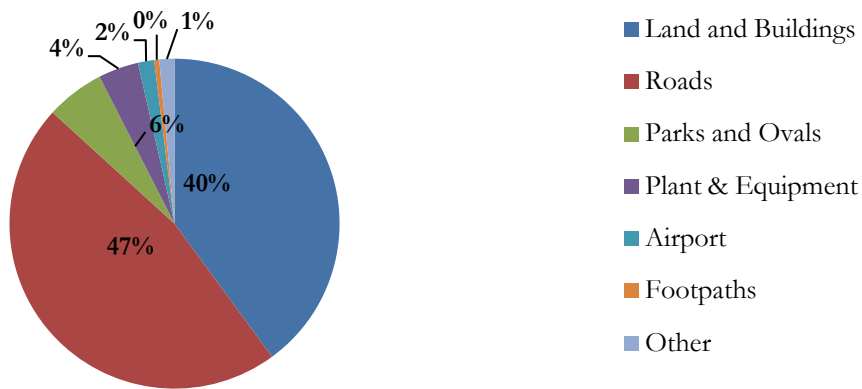
BUDGET AT A GLANCE

How are the funds raised?

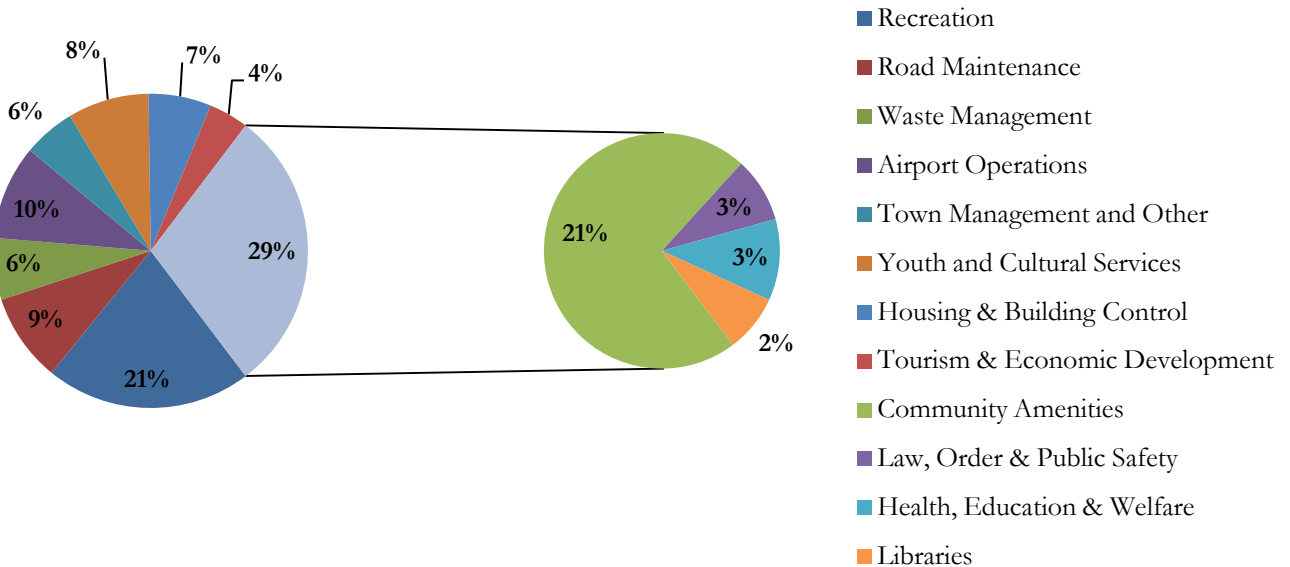


How is the money spent?

Capital Expenditure



Operating Expenditure



TOWN OF PORT HEDLAND
STATEMENT OF COMPREHENSIVE INCOME
BY NATURE OR TYPE
FOR THE YEAR ENDED 30 JUNE 2013

	NOTE	2012/13 Budget \$	2011/12 Actual \$	2011/12 Budget \$
REVENUES FROM ORDINARY ACTIVITIES				
Rates	8	22,035,451	15,547,493	15,508,133
Operating Grants, Subsidies and Contributions		5,293,131	8,330,660	8,154,544
Fees and Charges	11	31,785,205	64,660,712	23,036,410
Service Charges	10	0	0	0
Interest Earnings	2(a)	4,022,284	1,633,886	1,352,412
Other Revenue		1,189,455	521,314	546,910
		<u>64,325,526</u>	<u>90,694,065</u>	<u>48,598,408</u>
EXPENSES FROM ORDINARY ACTIVITIES				
Employee Costs		(23,463,268)	(16,284,108)	(16,349,035)
Materials and Contracts		(28,238,877)	(15,638,370)	(15,272,666)
Utility Charges		(3,007,997)	(2,824,571)	(2,128,325)
Depreciation	2(a)	(9,858,394)	(7,320,435)	(7,320,435)
Interest Expenses	2(a)	(2,040,885)	(739,764)	(1,412,011)
Insurance Expenses		(1,230,580)	(958,757)	(907,050)
Other Expenditure		(1,908,697)	(1,592,226)	(551,331)
		<u>(69,748,699)</u>	<u>(45,358,230)</u>	<u>(43,940,852)</u>
		(5,423,172)	45,335,834	4,657,556
Non-Operating Grants, Subsidies and Contributions		27,821,031	19,550,839	43,266,225
Profit on Asset Disposals	4	100,100	17,900	17,900
Loss on Asset Disposals	4	(118,500)	(83,100)	(83,100)
		<u>22,379,459</u>	<u>64,821,473</u>	<u>47,858,581</u>
NET RESULT				
		22,379,459	64,821,473	47,858,581
Other Comprehensive Income		<u>0</u>	<u>0</u>	<u>0</u>
TOTAL COMPREHENSIVE INCOME		<u><u>22,379,459</u></u>	<u><u>64,821,473</u></u>	<u><u>47,858,581</u></u>

Please note, Other Comprehensive Income (if any) is impacted upon by external forces and is not able to be reliably estimated.

It is anticipated, in all instances, any other comprehensive income will relate to non-cash transactions and as such, have no impact on this budget document.

This statement is to be read in conjunction with the accompanying notes.

TOWN OF PORT HEDLAND
STATEMENT OF COMPREHENSIVE INCOME
BY PROGRAM
FOR THE YEAR ENDED 30 JUNE 2013

	NOTE	2012/13 Budget \$	2011/12 Actual \$	2011/12 Budget \$
REVENUE (Refer Notes 1,2,8 to 13)				
Governance		49,260	59,398	179,260
General Purpose Funding		26,715,059	19,792,191	19,851,886
Law, Order, Public Safety		254,879	292,049	287,658
Health		72,520	84,743	47,960
Education and Welfare		142,709	43,875	43,875
Housing		384,955	252,060	245,916
Community Amenities		13,120,001	8,227,620	8,264,429
Recreation and Culture		5,117,737	4,702,947	5,018,526
Transport		14,561,542	12,862,624	11,558,425
Economic Services		3,334,516	43,229,193	2,825,143
Other Property and Services		572,347	1,147,364	275,330
		<u>64,325,526</u>	<u>90,694,064</u>	<u>48,598,408</u>
EXPENSES EXCLUDING				
FINANCE COSTS (Refer Notes 1,2 & 14)				
Governance		(2,150,615)	(1,884,136)	(1,857,612)
General Purpose Funding		(548,443)	(566,589)	(520,388)
Law, Order, Public Safety		(1,813,692)	(1,612,389)	(1,567,539)
Health		(770,493)	(596,756)	(568,993)
Education and Welfare		(1,504,824)	(2,303,004)	(4,278,625)
Housing		(3,814,523)	(694,879)	(597,301)
Community Amenities		(18,596,765)	(8,120,826)	(7,776,205)
Recreation & Culture		(21,374,192)	(14,728,220)	(13,203,170)
Transport		(13,057,120)	(11,316,535)	(9,919,980)
Economic Services		(3,269,941)	(1,997,211)	(1,818,063)
Other Property and Services		(807,205)	(797,922)	(420,967)
		<u>(67,707,814)</u>	<u>(44,618,467)</u>	<u>(42,528,842)</u>
FINANCE COSTS (Refer Notes 2 & 5)				
Governance		(125,524)	(2,563)	(2,563)
Law, Order, Public Safety		(15,113)	(16,858)	(16,858)
Education and Welfare		(17,992)	(20,069)	(20,069)
Housing		(279,366)	(267,200)	(303,253)
Community Amenities		(624,377)	0	(49,215)
Recreation and Culture		(876,839)	(329,011)	(887,900)
Transport		(97,907)	(100,032)	(128,122)
Economic Services		(3,767)	(4,030)	(4,030)
		<u>(2,040,885)</u>	<u>(739,764)</u>	<u>(1,412,010)</u>

TOWN OF PORT HEDLAND
STATEMENT OF COMPREHENSIVE INCOME
BY PROGRAM
FOR THE YEAR ENDED 30 JUNE 2013

	NOTE	2012/13 Budget \$	2011/12 Actual \$	2011/12 Budget \$
NON-OPERATING GRANTS, SUBSIDIES AND CONTRIBUTIONS				
Law, Order, Public Safety		0	100,000	550,000
Education and Welfare		850,000	100,000	3,850,000
Housing		0	0	0
Community Amenities		0	0	0
Recreation and Culture		872,745	5,095,883	5,904,628
Transport		22,611,286	5,504,956	24,861,597
Economic Services		3,487,000	8,750,000	8,100,000
		<u>27,821,031</u>	<u>19,550,839</u>	<u>43,266,225</u>
PROFIT/(LOSS) ON DISPOSAL OF ASSETS (Refer Note 4)				
Community Amenities		50,700	0	5,900
Transport		<u>(69,100)</u>	<u>(65,200)</u>	<u>(71,100)</u>
		<u>(18,400)</u>	<u>(65,200)</u>	<u>(65,200)</u>
NET RESULT		<u>22,379,458</u>	<u>64,821,473</u>	<u>47,858,581</u>
Other Comprehensive Income		<u>0</u>	<u>0</u>	<u>0</u>
TOTAL COMPREHENSIVE INCOME		<u><u>22,379,458</u></u>	<u><u>64,821,473</u></u>	<u><u>47,858,581</u></u>

Please note, Other Comprehensive Income (if any) is impacted upon by external forces and is not able to be reliably estimated.

It is anticipated, in all instances, any other comprehensive income will relate to non-cash transactions and as such, have no impact on this budget document.

This statement is to be read in conjunction with the accompanying notes.

TOWN OF PORT HEDLAND
STATEMENT OF CASH FLOWS
FOR THE YEAR ENDED 30 JUNE 2013

	NOTE	2012/13 Budget \$	2011/12 Actual \$	2011/12 Budget \$
Cash Flows From Operating Activities				
Receipts				
Rates		21,594,742	15,236,543	15,197,971
Operating Grants, Subsidies & Contributions		4,763,818	8,330,660	8,154,544
Fees and Charges		29,136,438	59,272,319	21,116,709
Service Charges		-	-	-
Interest Earnings		4,022,284	1,633,886	1,352,412
Goods and Services Tax		-	-	-
Other		1,165,666	521,314	546,910
		<u>60,682,948</u>	<u>84,994,722</u>	<u>46,368,546</u>
Payments				
Employee Costs		23,612,441	16,284,108	16,235,104
Materials and Contracts		22,591,102	14,335,172	13,999,944
Utility Charges		2,857,597	2,720,061	2,021,908
Insurance Expenses		1,230,580	958,757	907,050
Interest Expenses		2,040,885	739,764	1,412,011
Goods and Services Tax		-	-	-
Other		1,908,697	1,592,226	551,331
		<u>54,241,302</u>	<u>36,630,089</u>	<u>35,127,348</u>
Net Cash Provided By Operating Activities	15(b)	<u>6,441,646</u>	<u>48,364,633</u>	<u>11,241,198</u>
Cash Flows from Investing Activities				
Payments for Development of Land Held for Resale	3	0	0	0
Payments for Purchase of Property, Plant & Equipment	3	(34,662,014)	(29,116,973)	(34,336,726)
Payments for Construction of Infrastructure Work in Progress	3	(36,425,030)	(18,466,298)	(36,207,509)
Non-Operating Grants, Subsidies and Contributions used for the Development of Assets		0	0	0
Proceeds from Sale of Plant & Equipment	4	27,821,031	19,550,839	43,266,225
Proceeds from Advances		515,500	240,450	217,300
		<u>(0)</u>	<u>0</u>	<u>0</u>
Net Cash Used in Investing Activities		<u>(42,750,513)</u>	<u>(27,791,983)</u>	<u>(27,060,710)</u>
Cash Flows from Financing Activities				
Repayment of Debentures	5	(3,215,202)	(674,990)	(935,374)
Transfer from Trust - Public Open Space		0	0	0
Transfer of Self Supporting Loans		(500,000)	0	(500,000)
Proceeds from Self Supporting Loans		2,149,816	60,643	66,907
Proceeds from New Debentures	5	26,946,853	14,603,000	21,778,000
Net Cash Provided By (Used In) Financing Activities		<u>25,381,467</u>	<u>13,988,653</u>	<u>20,409,533</u>
Net Increase (Decrease) in Cash Held		<u>(10,927,400)</u>	34,561,304	4,590,021
Cash at Beginning of Year		<u>70,020,271</u>	<u>35,458,967</u>	<u>25,808,332</u>
Cash and Cash Equivalents at the End of the Year	15(a)	<u>59,092,871</u>	<u>70,020,271</u>	<u>30,398,353</u>

This statement is to be read in conjunction with the accompanying notes.

TOWN OF PORT HEDLAND
RATE SETTING STATEMENT
FOR THE YEAR ENDED 30 JUNE 2013

	NOTE	2012/13 Budget \$	2011/12 Actual \$	2011/12 Budget \$
REVENUES	1,2			
Governance		49,260	59,398	179,260
General Purpose Funding		4,679,608	4,244,698	4,343,753
Law, Order, Public Safety		254,879	392,049	837,658
Health		72,520	84,743	47,960
Education and Welfare		992,709	143,875	3,893,875
Housing		384,955	252,060	245,916
Community Amenities		13,170,701	8,227,620	8,264,429
Recreation and Culture		5,990,482	9,798,830	10,923,154
Transport		37,222,228	18,385,480	36,437,922
Economic Services		6,821,516	51,979,193	10,925,143
Other Property and Services		572,347	1,147,364	275,330
		<u>70,211,206</u>	<u>94,715,310</u>	<u>76,374,400</u>
EXPENSES	1,2			
Governance		(2,276,138)	(1,886,699)	(1,860,175)
General Purpose Funding		(548,443)	(566,589)	(520,388)
Law, Order, Public Safety		(1,828,805)	(1,629,247)	(1,584,397)
Health		(770,493)	(596,756)	(568,993)
Education and Welfare		(1,522,816)	(2,323,073)	(4,298,694)
Housing		(4,093,889)	(962,079)	(900,554)
Community Amenities		(19,221,142)	(8,124,526)	(7,829,120)
Recreation & Culture		(22,251,031)	(15,057,231)	(14,091,070)
Transport		(13,273,528)	(11,495,967)	(10,127,502)
Economic Services		(3,273,708)	(2,001,241)	(1,822,093)
Other Property and Services		(807,205)	(797,922)	(420,967)
		<u>(69,867,199)</u>	<u>(45,441,330)</u>	<u>(44,023,952)</u>
Net Operating Result Excluding Rates		344,007	49,273,980	32,350,448
Adjustments for Cash Budget Requirements:				
Non-Cash Expenditure and Revenue				
(Profit)/Loss on Asset Disposals	4	18,400	65,200	65,200
Depreciation & Amortisation on Assets	2(a)	9,858,394	7,320,435	7,320,435
Capital Expenditure and Revenue				
Purchase Land and Buildings	3	(32,757,200)	(26,962,547)	(32,107,672)
Purchase Infrastructure Assets - Roads	3	(40,842,956)	(10,750,080)	(32,086,293)
Purchase Infrastructure Assets - Parks	3	(4,688,332)	(12,332,793)	(13,173,093)
Purchase Plant and Equipment	3	(3,238,630)	(2,042,249)	(2,628,000)
Purchase Furniture and Equipment	3	(490,500)	(1,644,650)	(1,408,250)
Proceeds from Disposal of Assets	4	515,500	240,450	217,300
Repayment of Debentures	5	(3,215,201)	(674,990)	(935,374)
Transfer to Self Supporting Loans	5	(500,000)	0	(500,000)
Proceeds from New Debentures		30,891,853	14,603,000	17,848,000
Self-Supporting Loan Principal Income		2,149,816	60,643	66,908
Transfer from Trust		0	0	0
Transfers to Reserves (Restricted Assets)	6	(25,792,248)	(101,262,508)	(21,929,716)
Transfers from Reserves (Restricted Assets)	6	38,563,689	67,978,097	28,016,147
ADD Estimated Surplus/(Deficit) July 1 B/Fwd	7	7,147,958	7,728,477	3,375,828
LESS Estimated Surplus/(Deficit) June 30 C/Fwd	7	0	7,147,958	0
Amount Required to be Raised from Rates		<u>(22,035,451)</u>	<u>(15,547,493)</u>	<u>(15,508,132)</u>

This statement is to be read in conjunction with the accompanying notes.

TOWN OF PORT HEDLAND
NOTES TO AND FORMING PART OF THE BUDGET
FOR THE YEAR ENDED 30 JUNE 2013

1. SIGNIFICANT ACCOUNTING POLICIES

The significant accounting policies which have been adopted in the preparation of this financial report are:

(a) Basis of Accounting

The budget has been prepared in accordance with applicable Australian Accounting Standards (as they apply to local government and not-for-profit entities), Australian Accounting Interpretations, other authoritative pronouncements of the Australian Accounting Standards Board, the Local Government Act 1995 and accompanying regulations.

The budget has also been prepared on the accrual basis and is based on historical costs, modified, where applicable, by the measurement at fair value of selected non-current assets, financial assets and liabilities.

(b) The Local Government Reporting Entity

All Funds through which the Council controls resources to carry on its functions have been included in the financial statements forming part of this budget.

In the process of reporting on the local government as a single unit, all transactions and balances between those funds (for example, loans and transfers between Funds) have been eliminated.

All monies held in the Trust Fund are excluded from the financial statements, but a separate statement of those monies appears at Note 16 to this budget document.

(c) 2011/12 Actual Balances

Balances shown in this budget as 2011/12 Actual are as forecast at the time of budget preparation and are subject to final adjustments.

(d) Rounding Off Figures

All figures shown in this budget, other than a rate in the dollar, are rounded to the nearest dollar.

(e) Rates, Grants, Donations and Other Contributions

Rates, grants, donations and other contributions are recognised as revenues when the local government obtains control over the assets comprising the contributions. Control over assets acquired from rates is obtained at the commencement of the rating period or, where earlier, upon receipt of the rates.

(f) Goods and Services Tax

Revenues, expenses and assets capitalised are stated net of any GST recoverable.

Receivables and payables in the statement of financial position are stated inclusive of applicable GST

The net amount of GST recoverable from, or payable to, the ATO is included with receivables on payables in the statement of financial position.

Cash flows are presented on Gross basis. The GST components of cashflows arising from investing or financing activities which are recoverable from, or payable to, the ATO are presented as operating cash flows.

(g) Superannuation

The Council contributes to a number of superannuation funds on behalf of employees. All funds to which the Council contributes are defined contribution plans.

(h) Cash and Cash Equivalents

Cash and cash equivalents include cash on hand, cash at bank, deposits held at call with banks, other short term highly liquid investments with original maturities of three months or less that are readily convertible to known amounts of cash and which are subject to an insignificant risk of changes in value and bank overdrafts.

Bank overdrafts are shown as short term borrowings in current liabilities on the statement of financial position.

TOWN OF PORT HEDLAND
NOTES TO AND FORMING PART OF THE BUDGET
FOR THE YEAR ENDED 30 JUNE 2013

1. SIGNIFICANT ACCOUNTING POLICIES (Continued)

(i) Trade and Other Receivables

Collectibility of trade and other receivables is reviewed on an ongoing basis. Debts that are known to be uncollectible are written off when identified. An allowance for doubtful debts is raised when there is objective evidence that they will not be collectible.

(j) Inventories

General

Inventories are valued at the lower of cost and net realisable value. Net realisable value is the estimated selling price in the ordinary course of business less the estimated costs of completion and the estimated costs necessary to make the sale.

Land Held for Resale

Land purchased for development and/or resale is valued at the lower of cost and net realisable value. Cost includes the cost of acquisition, development, borrowing costs and holding costs until completion of development. Finance costs and holding charges incurred after development is complete are expensed.

Revenue arising from the sale of property is recognised in the statement of comprehensive income as at the time of signing an unconditional contract of sale.

Land held for resale is classified as current except where it is held as non-current based on Council's intentions to release for sale.

(k) Fixed Assets

Each class of fixed assets is carried at cost or fair value as indicated less, where applicable, any accumulated depreciation or impairment losses.

Initial Recognition

All assets are initially recognised at cost. Cost is determined as the fair value of the assets given as consideration plus costs incidental to the acquisition. For assets acquired at no cost or for nominal consideration, cost is determined as fair value at the date of acquisition. The cost of non-current assets constructed by the Council includes the cost of all materials used in construction, direct labour on the project and an appropriate proportion of variable and fixed overhead.

Subsequent costs are included in the asset's carrying amount or recognised as a separate asset, as appropriate, only when it is probable that future economic benefits associated with the item will flow to the Council and the cost of the item can be measured reliably. All other repairs and maintenance are recognised as expenses in the statement of comprehensive income in the period in which they are incurred.

Revaluation

Certain asset classes may be revalued on a regular basis such that the carrying values are not materially different from fair value. For infrastructure and other asset classes where no active market exists, fair value is determined to be the current replacement cost of an asset less, where applicable, accumulated depreciation calculated on the basis of such cost to reflect the already consumed or expired future economic benefits.

Increases in the carrying amount arising on revaluation of assets are credited to a revaluation surplus in equity. Decreases that offset previous increases of the same asset are recognised against revaluation surplus directly in equity; all other decreases are recognised in profit or loss.

Any accumulated depreciation at the date of revaluation is eliminated against the gross carrying amount of the asset and the net amount is restated to the revalued amount of the asset.

Those assets carried at a revalued amount, being their fair value at the date of revaluation less any subsequent accumulated depreciation and accumulated impairment losses, are to be revalued with sufficient regularity to ensure the carrying amount does not differ materially from that determined using fair value at reporting date.

TOWN OF PORT HEDLAND
NOTES TO AND FORMING PART OF THE BUDGET
FOR THE YEAR ENDED 30 JUNE 2013

1. SIGNIFICANT ACCOUNTING POLICIES (Continued)

(l) Fixed Assets (Continued)

Land Under Roads

In Western Australia, all land under roads is Crown Land, the responsibility for managing which, is vested in the local government.

Effective as at 1 July 2008, Council elected not to recognise any value for land under roads acquired on or before 30 June 2008. This accords with the treatment available in Australian Accounting Standard AASB 1051 Land Under Roads and the fact Local Government (Financial Management) Regulation 16(a)(i) prohibits local governments from recognising such land as an asset.

In respect of land under roads acquired on or after 1 July 2008, as detailed above, Local Government (Financial Management) Regulation 16(a)(i) prohibits local governments from recognising such land as an asset.

Whilst this treatment is inconsistent with the requirements of AASB 1051, Local Government (Financial Management) Regulation 4(2) provides, in the event of such an inconsistency, the Local Government (Financial Management) Regulations prevail.

Consequently, any land under roads acquired on or after 1 July 2008 is not included as an asset of the Council.

Depreciation of Non-Current Assets

All non-current assets having a limited useful life (excluding freehold land) are systematically depreciated over their useful lives in a manner which reflects the consumption of the future economic benefits embodied in those assets. Assets are depreciated from the date of acquisition or, in respect of internally constructed assets, from the time the asset is completed and held ready for use.

Depreciation is recognised on a straight-line basis, using rates which are reviewed each reporting period. Major depreciation periods are:

Buildings	30 to 50 years
Furniture and Equipment	4 to 10 years
Plant and Equipment	5 to 15 years
Sealed roads and streets	
formation	not depreciated
pavement	50 years
sealed	
- bituminous seals	20 years
- asphalt surfaces	25 years
Gravel roads	
formation	not depreciated
pavement	50 years
gravel sheet	12 years
Formed roads	
formation	not depreciated
pavement	50 years
Footpaths - slab	20 years
Sewerage piping	100 years
Water supply piping & drainage systems	75 years

The assets residual values and useful lives are reviewed, and adjusted if appropriate, at the end of each reporting period.

An asset's carrying amount is written down immediately to its recoverable amount if the asset's carrying amount is greater than its estimated recoverable amount.

TOWN OF PORT HEDLAND
NOTES TO AND FORMING PART OF THE BUDGET
FOR THE YEAR ENDED 30 JUNE 2013

1. SIGNIFICANT ACCOUNTING POLICIES (Continued)

Gains and losses on disposals are determined by comparing proceeds with the carrying amount. These gains and losses are included in the statement of comprehensive income. When revalued assets are sold, amounts included in the revaluation surplus relating to that asset are transferred to retained earnings.

Capitalisation Threshold

Expenditure on items of equipment under \$2,000 is not capitalised. Rather it is recorded on an asset inventory listing.

(I) Financial Instruments

Initial Recognition and Measurement

Financial assets and financial liabilities are recognised when the Council becomes a party to the contractual provisions to the instrument. For financial assets, this is equivalent to the date that the Council commits itself to either the purchase or sale of the asset (ie trade date accounting is adopted).

Financial instruments are initially measured at fair value plus transaction costs, except where the instrument is classified 'at fair value through profit or loss', in which case transaction costs are expensed to profit or loss immediately.

Classification and Subsequent Measurement

Financial instruments are subsequently measured at fair value, amortised cost using the effective interest rate method or at cost.

Fair value represents the amount for which an asset could be exchanged or a liability settled, between knowledgeable, willing parties. Where available, quoted prices in an active market are used to determine fair value. In other circumstances, valuation techniques are adopted.

Amortised cost is calculated as:

- (a) the amount in which the financial asset or financial liability is measured at initial recognition;
- (b) less principal repayments;
- (c) plus or minus the cumulative amortisation of the difference, if any, between the amount initially recognised and the maturity amount calculated using the effective interest rate method; and
- (b) less any reduction for impairment.

The effective interest rate method is used to allocate interest income or interest expense over the relevant period and is equivalent to the rate that exactly discounts estimated future cash payments or receipts (including fees, transaction costs and other premiums or discounts) through the expected life (or when this cannot be reliably predicted, the contractual term) of the financial instrument to the net carrying amount of the financial asset or financial liability. Revisions to expected future net cash flows will necessitate an adjustment to the carrying value with a consequential recognition of an income or expense in profit or loss.

(i) Financial assets at fair value through profit and loss

Financial assets at fair value through profit or loss are financial assets held for trading. A financial asset is classified in this category if acquired principally for the purpose of selling in the short term. Derivatives are classified as held for trading unless they are designated as hedges. Assets in this category are classified as current assets.

(ii) Loans and receivables

Loans and receivables are non-derivative financial assets with fixed or determinable payments that are not quoted in an active market and are subsequently measured at amortised cost.

Loans and receivables are included in current assets, except for those which are not expected to mature within 12 months after the end of the reporting period.

TOWN OF PORT HEDLAND
NOTES TO AND FORMING PART OF THE BUDGET
FOR THE YEAR ENDED 30 JUNE 2013

1. SIGNIFICANT ACCOUNTING POLICIES (Continued)

iii) Held-to-maturity investments

Held-to-maturity investments are non-derivative financial assets with fixed maturities and fixed or determinable payments that the Council's management has the positive intention and ability to hold to maturity.

Held-to-maturity investments are included in current assets, where they are expected to mature within 12 months after the end of the reporting period. All other investments are classified as non-current assets.

They are subsequently measured at fair value with changes in such fair value (i.e. gains or losses) recognised in other comprehensive income (except for impairment losses). When the financial asset is derecognised, the cumulative gain or loss pertaining to that asset previously recognised in other comprehensive income is reclassified into profit or loss.

(iv) Available-for-sale financial assets

Available-for-sale financial assets are non-derivative financial assets that are either not suitable to be classified into other categories of financial assets due to their nature, or they are designated as such by management. They comprise investments in the equity of other entities where there is neither a fixed maturity nor fixed or determinable payments.

They are subsequently measured at fair value with changes in such fair value (i.e. gains or losses) recognised in other comprehensive income (except for impairment losses). When the financial asset is derecognised, the cumulative gain or loss pertaining to that asset previously recognised in other comprehensive income is reclassified into profit or loss.

Available-for-sale financial assets are included in non-current assets, except for those which are expected to mature within 12 months of the end of the reporting period.

(v) Financial liabilities

Non-derivative financial liabilities (excluding financial guarantees) are subsequently measured at amortised cost.

Impairment

At the end of each reporting period, the Council assesses whether there is objective evidence that a financial instrument has been impaired. In the case of available-for-sale financial instruments, a prolonged decline in the value of the instrument is considered to determine whether impairment has arisen. Impairment losses are recognised in the statement of comprehensive income. Any cumulative decline in fair value is reclassified to profit or loss at this point.

Derecognition

Financial assets are derecognised where the contractual rights for receipt of cash flows expire or the asset is transferred to another party, whereby the Council no longer has any significant continual involvement in the risks and benefits associated with the asset.

Financial liabilities are derecognised where the related obligations are discharged, cancelled or expired. The difference between the carrying amount of the financial liability extinguished or transferred to another party and the fair value of the consideration paid, including the transfer of non cash assets or liabilities assumed, is recognised in profit or loss.

TOWN OF PORT HEDLAND
NOTES TO AND FORMING PART OF THE BUDGET
FOR THE YEAR ENDED 30 JUNE 2013

1. SIGNIFICANT ACCOUNTING POLICIES (Continued)

(m) Impairment

In accordance with Australian Accounting Standards the Council's assets, other than inventories, are assessed at each reporting date to determine whether there is any indication they may be impaired.

Where such an indication exists, an impairment test is carried out on the asset by comparing the recoverable amount of the asset, being the higher of the asset's fair value less costs to sell and value in use, to the asset's carrying amount.

Any excess of the asset's carrying amount over its recoverable amount is recognised immediately in profit or loss, unless the asset is carried at a revalued amount in accordance with another standard (eg. AASB 116) where by any impairment loss of a revalued asset is treated as a revaluation decrease in accordance with that other standard.

For non-cash generating assets such as roads, drains, public buildings and the like, value in use is represented by the depreciated replacement cost of the asset.

At the time of adopting the budget, it is not possible to estimate the amount of impairment losses (if any) as at 30 June 2013.

In any event, an impairment loss is a non-cash transaction and consequently, has no impact on this budget document.

(n) Trade and Other Payables

Trade and other payables represent liabilities for goods and services provided to the Council prior to the end of the financial year that are unpaid and arise when the Council becomes obliged to make future payments in respect of the purchase of these goods and services.

The amounts are unsecured and are usually paid within 30 days of recognition.

(o) Employee Benefits

Provision is made for the Council's liabilities for employee benefits arising from services rendered by employees to the end of the reporting period. Employee benefits that are expected to be settled within one year have been measured at the amounts expected to be paid when the liability is settled. Employee benefits payable later than one year have been measured at the present value of the estimated future cash outflows to be made for those benefits. In determining the liability, consideration is given to employee wage increases and the probability that the employee may not satisfy vesting requirements. Those cash flows are discounted using market yields on national government bonds with terms and maturity that match the expected timing of cash flows.

(p) Borrowing Costs

Borrowing costs are recognised as an expense when incurred except where they are directly attributable to the acquisition, construction or production of a qualifying asset. Where this is the case, they are capitalised as part of the cost of the particular asset.

TOWN OF PORT HEDLAND
NOTES TO AND FORMING PART OF THE BUDGET
FOR THE YEAR ENDED 30 JUNE 2013

1. SIGNIFICANT ACCOUNTING POLICIES (Continued)

(q) Provisions

Provisions are recognised when:

- a) the Council has a present legal or constructive obligation as a result of past events;
- b) for which it is probable that an outflow of economic benefits will result to settle the obligation; and
- c) that outflow can be reliably measured.

Provisions are measured using the best estimate of the amounts required to settle the obligation at the end of the reporting period.

(r) Current and Non-Current Classification

In the determination of whether an asset or liability is current or non-current, consideration is given to the time when each asset or liability is expected to be settled. The asset or liability is classified as current if it is expected to be settled within the next 12 months, being the Council's operational cycle. In the case of liabilities where Council does not have the unconditional right to defer settlement beyond 12 months, such as vested long service leave, the liability is classified as current even if not expected to be settled within the next 12 months. Inventories held for trading are classified as current even if not expected to be realised in the next 12 months except for land held for resale where it is held as non-current based on Council's intentions to release for sale.

(s) Comparative Figures

Where required, comparative figures have been adjusted to conform with changes in presentation of the current budget year.

(t) Budget Comparative Figures

Unless otherwise stated, the budget comparative figures shown in this budget document relate to the original budget estimate for the relevant item of disclosure.

TOWN OF PORT HEDLAND
NOTES TO AND FORMING PART OF THE BUDGET
FOR THE YEAR ENDED 30 JUNE 2013

	2012/13 Budget \$	2011/12 Actual \$	2011/12 Budget \$
2. REVENUES AND EXPENSES			
(a) Net Result from Ordinary Activities was arrived at after:			
(i) Charging as Expenses:			
Auditors Remuneration			
Audit Services	25,000	25,000	25,000
Other Services	25,000	57,598	25,000
Depreciation			
<u>By Program</u>			
Governance	357,683	228,159	228,159
General Purpose Funding	0	0	0
Law, Order, Public Safety	187,758	181,610	181,610
Health	61,157	62,653	62,653
Education and Welfare	78,188	78,748	78,748
Housing	348,915	293,563	293,563
Community Amenities	466,296	453,167	453,167
Recreation and Culture	3,909,430	2,014,485	2,014,485
Transport	3,705,754	3,351,199	3,351,199
Economic Services	24,082	23,485	23,485
Other Property and Services	719,132	633,366	633,366
	9,858,394	7,320,435	7,320,435
<u>By Class</u>			
Land and Buildings	1,962,466	1,457,246	1,457,246
Furniture and Equipment	689,636	512,095	512,095
Plant and Equipment	1,947,109	1,445,843	1,455,844
Roads and Other	4,952,986	3,677,882	3,677,882
Footpaths	5,274	3,916	3,916
Drainage	300,922	223,452	223,452
	9,858,394	7,320,435	7,330,435
Borrowing Costs (Interest)			
- Finance Lease Charges	0	0	0
- Debentures (<i>refer note 5(a)</i>)	2,040,885	739,764	1,412,011
	2,040,885	739,764	1,412,011
Rental Charges			
- Operating Leases	300,000	290,000	195,000
	300,000	290,000	195,000
(ii) Crediting as Revenues:			
Interest Earnings			
Investments			
- Reserve Funds	986,000	1,181,989	953,800
- BHP Reserve Funds	336,983	0	0
- Other Funds	2,002,500	330,000	270,000
- Loans	636,801	61,897	78,612
Other Interest Revenue (<i>refer note 13</i>)	60,000	60,000	50,000
	4,022,284	1,633,886	1,352,412

TOWN OF PORT HEDLAND
NOTES TO AND FORMING PART OF THE BUDGET
FOR THE YEAR ENDED 30 JUNE 2013

2. REVENUES AND EXPENSES (Continued)

(b) Statement of Objective

In order to discharge its responsibilities to the community, Council has developed a set of operational and financial objectives. These objectives have been established both on an overall basis and for each of its broad activities/programs.

Council operations as disclosed in this budget encompass the following service orientated activities/programs:

GOVERNANCE

Objective: To provide a decision making process for the efficient allocation of scarce resources.

Activities: Administration and operation of facilities and services to members of council; other costs that relate to the tasks of assisting elected members and ratepayers on matters which do not concern specific council services.

GENERAL PURPOSE FUNDING

Objective: To collect revenue to allow for the provision of services.

Activities: Rates, general purpose government grants and interest revenue.

LAW, ORDER, PUBLIC SAFETY

Objective: To provide services to help ensure a safer community.

Activities: Supervision of various by-laws, fire prevention, emergency services & animal control.

HEALTH

Objective: To provide an operational framework for good community health.

Activities: Food quality and pest control, and Aboriginal Environment health

EDUCATION AND WELFARE

Objective: To meet the needs of the community in these areas.

Activities: Operation of senior and frail citizens' centres, day care centres and theatre; and assistance to playgroups, aged care and other voluntary services.

HOUSING

Objective: Help ensure adequate housing.

Activities: Maintenance of staff and community housing.

COMMUNITY AMENITIES

Objective: Provide services required by the community

Activities: Rubbish Collection services, operation of tips, administration of the town planning scheme, maintenance of cemeteries, maintenance of rest centre and storm water drainage.

RECREATION AND CULTURE

Objective: To establish and manage efficiently infrastructure and resources which will help the social wellbeing of the community.

Activities: Maintenance of halls, aquatic centres, recreation centres and various reserves; operation of library and arts centre operations.

TOWN OF PORT HEDLAND
NOTES TO AND FORMING PART OF THE BUDGET
FOR THE YEAR ENDED 30 JUNE 2013

2. REVENUES AND EXPENSES (Continued)

(b) Statement of Objective (Continued)

TRANSPORT

Objective: To provide effective and efficient transport services to the community.

Activities: Airport operations; construction and maintenance of streets, roads, bridges; cleaning and lighting of streets.

ECONOMIC SERVICES

Objective: To help promote the Town and improve its economic wellbeing.

Activities: The regulation and provision of tourism, area promotion, building control and cattle yards.

OTHER PROPERTY SERVICES

Activities: Private works operation, plant repairs and operation costs.

3. ACQUISITION OF ASSETS

The following assets are budgeted to be acquired during the year:

<u>By Program</u>	2012/13 Budget \$
Governance	462,500
Law, Order, Public Safety	36,000
Health	11,000
Education and Welfare	4,507,107
Housing	1,496,000
Community Amenities	2,658,332
Recreation and Culture	18,818,558
Transport	53,923,121
Economic Services	105,000
Other Property and Services	0
	<u>82,017,618</u>
 <u>By Class</u>	
Land Held for Resale	
Land and Buildings	32,757,200
Infrastructure Assets - Roads & Other	40,842,956
Infrastructure Assets - Parks and Ovals	4,688,332
Plant and Equipment	3,238,630
Furniture and Equipment	490,500
	<u>82,017,618</u>

A detailed breakdown of acquisitions on an individual asset basis can be found in the supplementary information attached to this budget document.

TOWN OF PORT HEDLAND
NOTES TO AND FORMING PART OF THE BUDGET
FOR THE YEAR ENDED 30 JUNE 2013

4. DISPOSALS OF ASSETS

The following assets are budgeted to be disposed of during the year.

By Program	Net Book Value	Sale Proceeds	Profit (Loss)
	2012/13 BUDGET \$	2012/13 BUDGET \$	2012/13 BUDGET \$
Transport			
PH9876 - Camry Altise	11,600	0	(11,600)
PH9879 - Landcruiser S/Wagon	35,800	50,000	14,200
1DFB088 - Mitsubishi Pajero	34,700	26,000	(8,700)
1DGC955 Mitsubishi Pajero	34,100	26,000	(8,100)
PH10814 - Hilux 4x4 Extra Cab	27,000	20,000	(7,000)
PH10279 - Corolla Hatch	9,600	10,000	400
PH10209 - Corolla Sedan	9,200	10,000	800
PH10688 - Hilux 4x2 Single Cab	15,900	14,000	(1,900)
PH10290 - Hilux 4x4 Dual Cab	18,600	20,000	1,400
PH10849 - Hilux Extra Cab	27,000	21,000	(6,000)
PH10277 - Hilux 4x2 Single Cab	13,700	14,000	300
PH10673 - Colorado 4x4 Dual Cab	24,000	15,000	(9,000)
PH10698 - Prius	19,000	10,000	(9,000)
1DFB089 - Mitsubishi Pajero	34,200	26,000	(8,200)
1DGC464 - Mitsubishi Pajero	34,200	26,000	(8,200)
PH10695 - Hilux 4.2 Single Cab	15,400	14,000	(1,400)
P12081707 - - Toro Z-Master Mower	10,400	4,000	(6,400)
P12091-03 - John Deere Mower	(2,500)	2,000	4,500
P120813-04 - John Deere Mower	5,000	4,000	(1,000)
P12100807 - John Deere Mower	5,300	4,000	(1,300)
P12081807 - Toro Groundmaster 4WD Mower	9,100	4,000	(5,100)
P12083507 - Mitsubishi 4x2 Truck	14,700	18,000	3,300
P12083307 - Mitsubishi 4x2 Truck	22,700	18,000	(4,700)
P12084307 - Mitsubishi 4x2 Truck	22,700	18,000	(4,700)
P12080808 - Clark Bobcat S205	26,200	10,000	(16,200)
P30218 - John Deere Tractor	(9,000)	15,500	24,500
Community Ammenties			
P19737 - Iveco Tip Truck	30,200	70,000	39,800
P20400 - International Domestic Garbage Truck	35,100	46,000	10,900
	533,900	515,500	(18,400)

TOWN OF PORT HEDLAND
NOTES TO AND FORMING PART OF THE BUDGET
FOR THE YEAR ENDED 30 JUNE 2013

4. DISPOSALS OF ASSETS (Continued)

The following assets are budgeted to be disposed of during the year.

By Class	Net Book Value	Sale Proceeds	Profit(Loss)
	2011/12 BUDGET \$	2011/12 BUDGET \$	2011/12 BUDGET \$
Plant and Equipment			
PH9876 - Camry Altise	11,600	-	(11,600)
PH9879 - Landcruiser S/Wagon	35,800	50,000	14,200
1DFB088 - Mitsubishi Pajero	34,700	26,000	(8,700)
1DGC955 Mitsubishi Pajero	34,100	26,000	(8,100)
PH10814 - Hilux 4x4 Extra Cab	27,000	20,000	(7,000)
PH10279 - Corolla Hatch	9,600	10,000	400
PH10209 - Corolla Sedan	9,200	10,000	800
PH10688 - Hilux 4x2 Single Cab	15,900	14,000	(1,900)
PH10290 - Hilux 4x4 Dual Cab	18,600	20,000	1,400
PH10849 - Hilux Extra Cab	27,000	21,000	(6,000)
PH10277 - Hilux 4x2 Single Cab	13,700	14,000	300
PH10673 - Colorado 4x4 Dual Cab	24,000	15,000	(9,000)
PH10698 - Prius	19,000	10,000	(9,000)
1DFB089 - Mitsubishi Pajero	34,200	26,000	(8,200)
1DGC464 - Mitsubishi Pajero	34,200	26,000	(8,200)
PH10695 - Hilux 4.2 Single Cab	15,400	14,000	(1,400)
P12081707 - - Toro Z-Master Mower	10,400	4,000	(6,400)
P12091-03 - John Deere Mower	2,500	2,000	4,500
P120813-04 - John Deere Mower	5,000	4,000	(1,000)
P12100807 - John Deere Mower	5,300	4,000	(1,300)
P12081807 - Toro Groundmaster 4WD Mower	9,100	4,000	(5,100)
P12083507 - Mitsubishi 4x2 Truck	14,700	18,000	3,300
P12083307 - Mitsubishi 4x2 Truck	22,700	18,000	(4,700)
P12084307 - Mitsubishi 4x2 Truck	22,700	18,000	(4,700)
P12080808 - Clark Bobcat S205	26,200	10,000	(16,200)
P30218 - John Deere Tractor	9,000	15,500	24,500
P19737 - Iveco Tip Truck	30,200	70,000	39,800
P20400 - International Domestic Garbage Truck	35,100	46,000	10,900
	533,900	515,500	(18,400)

Summary

	2012/13 BUDGET
	\$
Profit on Asset Disposals	100,100
Loss on Asset Disposals	(118,500)
	- 18,400

TOWN OF PORT HEDLAND
NOTES TO AND FORMING PART OF THE BUDGET
FOR THE YEAR ENDED 30 JUNE 2013

5. INFORMATION ON BORROWINGS

(a) *Debenture Repayments*

Particulars	Principal 01-Jul-11	New Loans Taken Out in 2011/12	Carry Forward Loans	New Loans in 2012/13	Principal Repayments		Principal Outstanding		Interest Repayments	
					2012/13 Budget	2011/12 Actual	2012/13 Budget	2011/12 Actual	2012/13 Budget	2011/12 Actual
					\$	\$	\$	\$	\$	\$
Governance										
Admin/Civic Centre Upgrade	117	55,935			19,150	36,784	36,784	19,150	524	2,563
Civic Centre		-		5,000,000	74,181	-	4,925,819	5,000,000	125,000	-
Law, Order & Public Safety										
State Emergency Service Shed (*)	123	271,708			28,746	27,001	242,962	244,707	15,113	16,858
Education & Welfare										
HACC House Upgrade	122	323,462			34,221	32,144	289,241	291,318	17,992	20,069
Housing										
Staff Housing	106	360,812			120,085	109,948	240,727	250,864	15,163	23,060
Staff Housing	107	170,612			56,814	53,771	113,799	116,841	5,738	8,780
Staff Housing - Morgans Street	125	1,423,178			45,321	43,340	1,377,857	1,379,838	93,380	95,361
Staff Housing - Morgans Street (CFWD)	127	2,079,365			62,984	60,231	2,016,381	2,019,134	137,245	139,999
Catamore Court Housing (CFWD)		-	1,095,000		16,246	-	1,078,754	1,095,000	27,840	-
Community Amenities										
Pilbara Underground Power				6,871,853	2,078,759	-	4,793,094	6,871,853	549,377	-
GP Housing Project (CFWD)			1,500,000		44,509	-	1,455,491	1,500,000	75,000	-
Recreation & Culture										
Aquatic Centres	112	452,694			67,905	63,568	384,788	389,125	24,990	28,327
Swimming Pool Extensions	114	269,431			37,301	35,232	232,129	234,199	13,028	16,097
Yacht Club (*)	126	474,292			23,592	21,144	450,700	453,148	28,900	30,085
Yacht Club (*)	128	249,183			11,301	11,615	237,883	237,568	14,196	14,947
J D Hardie Upgrade 2	129	1,550,000			44,048	78,319	1,505,952	1,471,681	91,553	188,433
Tennis Courts	120	15,066			5,165	9,901	9,901	5,164	148	725
PH Golf Club (*)	111	883			-	883	883	0	-	7
Multi Purpose Recreation Centre	133	-	7,819,000		229,357	-	(229,357)	-	409,864	-
Marquee Park - A	130	830,000			23,587	22,222	806,413	807,778	49,025	50,390
Marquee Park - B	132	-	4,438,000		130,181	-	(130,181)	-	232,635	-
South Hedland Bowling Club (*) (CFWD)		-	500,000		7,418	-	492,582	500,000	12,500	-

TOWN OF PORT HEDLAND
NOTES TO AND FORMING PART OF THE BUDGET
FOR THE YEAR ENDED 30 JUNE 2013

5. INFORMATION ON BORROWINGS (Continued)

(a) *Debenture Repayments*

Particulars	Principal 01-Jul-11	New Loans Taken Out in 2011/12	Carry Forward Loans	New Loans in 2012/13	Principal Repayments		Principal Outstanding		Interest Repayments	
					2012/13 Budget	2011/12 Actual	2012/13 Budget	2011/12 Actual	2012/13 Budget	2011/12 Actual
					\$	\$	\$	\$	\$	\$
Transport										
Depot	113	26,216			-	26,216	26,216	0	-	1,283
Wallwork Road Bridge (CFWD)		-	850,000		12,611	-	837,389	-	21,250	-
Staf Housing Airport	131	1,300,000			36,981	38,195	1,263,019	1,261,805	76,657	98,749
Airport Redevelopment				15,075,000	-	-	15,075,000	-	-	-
Economic Service										
Port Hedland Visitors Centre	116	70,706			4,739	4,476	65,967	66,230	3,767	4,030
		9,964,267	12,257,000	3,945,000	26,946,853	3,215,202	674,990	37,600,193	24,215,405	2,040,885

(*) Self supporting loan financed by payments from either the Golf Club South Hedland, Port Hedland Yacht Club, South Hedland Bowling Club or Fire and Emergency Services respectively.

All other debenture repayments are to be financed by general purpose revenue.

TOWN OF PORT HEDLAND
NOTES TO AND FORMING PART OF THE BUDGET
FOR THE YEAR ENDED 30 JUNE 2013

5. INFORMATION ON BORROWINGS (Continued)

(b) New Debentures - 2012/13

Particulars/Purpose	Carry Forward Loans	New Loans	Institution	Loan Type	Term (Years)	Total Interest & Charges	Interest Rate %	Amount Used Budget	Balance Unspent \$
Catamore Court Housing (CFWD)	1,095,000		WATC	Debenture	20	687,024	5.0	1,095,000	-
GP Housing Project (CFWD)	1,500,000		WATC	Debenture	20	927,371	5.0	1,500,000	-
South Hedland Bowling & Tennis Club (CFWD)	500,000		WATC	Debenture	20	333,922	5.0	500,000	-
Wallwork Road Bridge (CFWD)	850,000		WATC	Debenture	20	541,629	5.0	850,000	-
Pilbara Underground Power Project		6,871,853	WATC	Debenture	5	1,677,070	5.0	6,871,853	-
Civic Centre Refurbishment		5,000,000	WATC	Debenture	20	3,004,444	5.0	5,000,000	-
Airport Redevelopment		15,075,000	WATC	Debenture	3	1,348,985	5.0	15,075,000	-
TOTAL	3,945,000	26,946,853							

(c) Unspent Debentures

Council had no unspent debenture funds as at 30th June 2012 nor is it expected to have unspent debenture funds as at 30th June 2013.

(d) Overdraft

Council has not utilised an overdraft facility during the financial year although an overdraft facility of \$50,000 with the National Australia Bank does exist. It is not anticipated that this facility will be required to be utilised during 2012/13.

TOWN OF PORT HEDLAND
NOTES TO AND FORMING PART OF THE BUDGET
FOR THE YEAR ENDED 30 JUNE 2013

	2012/13 Budget \$	2011/12 Actual \$	2011/12 Budget \$
6. RESERVES			
(a) Leave Reserve			
Opening Balance	951,369	909,269	935,565
Amount Set Aside / Transfer to Reserve	42,800	42,100	42,100
Amount Used / Transfer from Reserve	-	-	-
	<u>994,169</u>	<u>951,369</u>	<u>977,665</u>
(b) Waste Management Reserve			
Opening Balance	132,561	614,645	1,629,438
Amount Set Aside / Transfer to Reserve	3,248,479	1,334,960	2,539,087
Amount Used / Transfer from Reserve	1,670,378	1,817,044	2,352,811
	<u>1,710,662</u>	<u>132,561</u>	<u>1,815,714</u>
(c) Plant Reserve			
Opening Balance	285,263	272,663	279,581
Amount Set Aside / Transfer to Reserve	12,800	12,600	12,600
Amount Used / Transfer from Reserve	-	-	-
	<u>298,063</u>	<u>285,263</u>	<u>292,181</u>
(d) Lights Replacement Reserve			
Opening Balance	21,533	21,333	4,083
Amount Set Aside / Transfer to Reserve	1,000	200	200
Amount Used / Transfer from Reserve	-	-	-
	<u>22,533</u>	<u>21,533</u>	<u>4,283</u>
(e) Car Parking Reserve			
Opening Balance	690,529	158,274	262,299
Amount Set Aside / Transfer to Reserve	32,600	532,255	511,800
Amount Used / Transfer from Reserve	-	-	-
	<u>723,129</u>	<u>690,529</u>	<u>774,099</u>
(f) Depot Facilities Reserve			
Opening Balance	16,121	15,421	15,850
Amount Set Aside / Transfer to Reserve	700	700	700
Amount Used / Transfer from Reserve	-	-	-
	<u>16,821</u>	<u>16,121</u>	<u>16,550</u>
(g) Airport Reserve			
Opening Balance	7,524,206	11,256,168	8,277,905
Amount Set Aside / Transfer to Reserve	5,833,144	45,112,447	5,661,407
Amount Used / Transfer from Reserve	11,015,481	48,844,409	8,654,415
	<u>2,341,869</u>	<u>7,524,206</u>	<u>5,284,897</u>

TOWN OF PORT HEDLAND
NOTES TO AND FORMING PART OF THE BUDGET
FOR THE YEAR ENDED 30 JUNE 2013

	2012/13 Budget \$	2011/12 Actual \$	2011/12 Budget \$
6. RESERVES (Continued)			
(h) SES Shed Reserve			
Opening Balance	34,403	32,903	33,726
Amount Set Aside / Transfer to Reserve	1,500	1,500	1,500
Amount Used / Transfer from Reserve	-	-	-
	35,903	34,403	35,226
(i) Waste Management & Recycling Reserve			
Opening Balance	492,629	422,894	433,479
Amount Set Aside / Transfer to Reserve	22,200	69,735	19,500
Amount Used / Transfer from Reserve	-	-	-
	514,829	492,629	452,979
(j) SH Library Reserve			
Opening Balance	14,202	13,602	13,963
Amount Set Aside / Transfer to Reserve	600	600	600
Amount Used / Transfer from Reserve	-	-	-
	14,802	14,202	14,563
(k) BHP Reserve			
Opening Balance	6,095,618	8,347,897	4,629,607
Amount Set Aside / Transfer to Reserve	3,823,983	8,758,300	8,208,300
Amount Used / Transfer from Reserve	9,919,601	11,010,579	12,407,453
	0	6,095,618	430,454
(l) Newcrest Reserve			
Opening Balance	6,985	2,385	102,643
Amount Set Aside / Transfer to Reserve	300	204,600	104,600
Amount Used / Transfer from Reserve	-	200,000	200,000
	7,285	6,985	7,243
(m) Civil Building/Infrastructure Reserve			
Opening Balance	91,592	87,592	89,557
Amount Set Aside / Transfer to Reserve	4,100	4,000	4,000
Amount Used / Transfer from Reserve	-	-	-
	95,692	91,592	93,557
(n) Spoilbank Reserve			
Opening Balance	40,537,932	514,332	524,113
Amount Set Aside / Transfer to Reserve	24,200	40,023,600	23,600
Amount Used / Transfer from Reserve	1,500,000	-	-
	39,062,132	40,537,932	547,713

TOWN OF PORT HEDLAND
NOTES TO AND FORMING PART OF THE BUDGET
FOR THE YEAR ENDED 30 JUNE 2013

	2012/13 Budget \$	2011/12 Actual \$	2011/12 Budget \$
6. RESERVES (Continued)			
(o) Royalties for Regions Reserve			
Opening Balance	0	3,246,156	790,584
Amount Set Aside / Transfer to Reserve	-	263,789	35,600
Amount Used / Transfer from Reserve	-	3,509,945	558,268
	<u>0</u>	<u>0</u>	<u>267,916</u>
(p) Community Facilities Reserve			
Opening Balance	1,522,059	1,561,857	984,767
Amount Set Aside / Transfer to Reserve	1,144,708	1,056,322	919,322
Amount Used / Transfer from Reserve	920,000	1,096,120	-
	<u>1,746,767</u>	<u>1,522,059</u>	<u>1,904,089</u>
(q) GP Housing Reserve			
Opening Balance	2,344,800	-	-
Amount Set Aside / Transfer to Reserve	38,300	3,844,800	3,844,800
Amount Used / Transfer from Reserve	2,343,200	1,500,000	3,843,200
	<u>39,900</u>	<u>2,344,800</u>	<u>1,600</u>
(q) Asset Management Reserve			
Opening Balance	-	-	-
Amount Set Aside / Transfer to Reserve	365,805	-	-
Amount Used / Transfer from Reserve	-	-	-
	<u>365,805</u>	<u>-</u>	<u>-</u>
(q) Underground Power Reserve			
Opening Balance	-	-	-
Amount Set Aside / Transfer to Reserve	11,195,029	-	-
Amount Used / Transfer from Reserve	11,195,029	-	-
	<u>-</u>	<u>-</u>	<u>-</u>
Total Reserves	<u>47,990,363</u>	<u>60,761,803</u>	<u>12,920,729</u>

All of the above reserve accounts are supported by money held in financial institutions.

TOWN OF PORT HEDLAND
NOTES TO AND FORMING PART OF THE BUDGET
FOR THE YEAR ENDED 30 JUNE 2013

	2012/13 Budget \$	2011/12 Actual \$	2011/12 Budget \$
6. RESERVES (Continued)			
Summary of Transfers To Cash Backed Reserves			
Transfers to Reserves			
Leave Reserve	42,800	42,100	42,100
Waste Management Reserve	3,248,479	1,334,960	2,539,087
Plant Reserve	12,800	12,600	12,600
Lights Replacement Reserve	1,000	200	200
Car Parking Reserve	32,600	532,255	511,800
Depot Facilities Reserve	700	700	700
Airport Reserve	5,833,144	45,112,447	5,661,407
SES Shed Reserve	1,500	1,500	1,500
Waste Management & Recycling Reserve	22,200	69,735	19,500
SH Library Reserve	600	600	600
BHP Reserve	3,823,983	8,758,300	8,208,300
Newcrest Reserve	300	204,600	104,600
Civil Building/Infrastructure Reserve	4,100	4,000	4,000
Spoilbank Reserve	24,200	40,023,600	23,600
Royalties for Regions Reserve	-	263,789	35,600
Community Facilities Reserve	1,144,708	1,056,322	919,322
GP Housing Reserve	38,300	3,844,800	3,844,800
Asset Management Reserve	365,805	-	-
Underground Power Reserve	11,195,029	-	-
	<u>25,792,248</u>	<u>101,262,508</u>	<u>21,929,716</u>

TOWN OF PORT HEDLAND
NOTES TO AND FORMING PART OF THE BUDGET
FOR THE YEAR ENDED 30 JUNE 2013

6. RESERVES (Continued)	2012/13 Budget \$	2011/12 Actual \$	2011/12 Budget \$
Transfers from Reserves			
Leave Reserve	-	-	-
Waste Management Reserve	1,670,378	1,817,044	2,352,811
Plant Reserve	-	-	-
Lights Replacement Reserve	-	-	-
Airport Reserve	11,015,481	48,844,409	8,654,415
BHP Reserve	9,919,601	11,010,579	12,407,453
Newcrest Reserve	-	200,000	200,000
Spoilbank Reserve	1,500,000	-	-
Royalties for Regions Reserve	-	3,509,945	558,268
Community Facilities Reserve	920,000	1,096,120	-
GP Housing Reserve	2,343,200	1,500,000	3,843,200
Asset Management Reserve	-	-	-
Underground Power Reserve	11,195,029	-	-
	<u>38,563,689</u>	<u>67,978,097</u>	<u>28,016,147</u>
Total Transfer to/(from) Reserves	<u>(12,771,441)</u>	<u>33,284,411</u>	<u>(6,086,431)</u>

In accordance with council resolutions in relation to each reserve account, the purpose for which the reserves are set aside are as follows:

Leave Reserve

- to be used to fund annual and long service leave requirements.

Waste Management Reserve

- to fund Council's waste management facilities, including landfill and waste collection operations.

Plant Reserve

- to be used for the purchase of major plant on an ongoing basis.

Lights Replacement Reserve

- to be used for the upgrading & replacement of oval lights on an ongoing basis.

Car Parking Reserve

- to be used to fund new car parking facilities when required. Funds come from the developers and are restricted to specific purposes.

Depot Facilities Reserve

- to be used for the depot upgrade.

Airport Reserve

- to fund the ongoing and future operation and upgrading of the Port Hedland International Airport.

SES Shed Reserve

- to hold funds associated with the construction of the SES Shed at the ToPH Airport.

Waste Management & Recycling Reserve

- to fund future waste recycling projects.

TOWN OF PORT HEDLAND
NOTES TO AND FORMING PART OF THE BUDGET
FOR THE YEAR ENDED 30 JUNE 2013

6. RESERVES (Continued)

SH Library Reserve

- to be used to fund South Hedland Library upgrade/extension.

BHP Reserve

- to hold funds contributed by BHP to assist the Council in achieving the Strategic Plan.

Newcrest Reserve

- to hold funds contributed by Newcrest Mining to assist Council in achieving the Strategic Plan.

Civil Building/ Infrastructure Reserve

- for maintaining and developing all Council owned buildings and Civic infrastructure in the future.

Spoilbank Reserve

- to fund the development of the Port Hedland Spoilbank Precinct.

Royalties for Regions Reserve

- to hold funds associated with contributions from the State Government to fund Royalties for Regions projects to assist Council in achieving the Strategic Plan.

Community Facilities Reserve

- for the development and upgrade of community infrastructure within the Town of Port Hedland.

GP Housing Reserve

- for the development, maintenance and ongoing management of GP Housing within the Town of Port Hedland.

Asset Management Reserve

- for the ongoing maintenance, refurbishment and development of Council owned assets within the Town of Port Hedland

Underground Power Reserve

- being for the installation of Underground Power within the Town of Port Hedland.

The Leave, Waste Management, Plant, Lights Replacement, Car Parking, Depot Facilities, Civil Building, Airport, BHP, SES Shed, Waste Management & Recycling, South Hedland Library, Spoilbank, Newcrest Royalties for Regions, Community Facilities, GP Housing and Asset Management Reserves are not expected to be used within a set period as further transfers to the reserve accounts are expected as funds are utilised.

TOWN OF PORT HEDLAND
NOTES TO AND FORMING PART OF THE BUDGET
FOR THE YEAR ENDED 30 JUNE 2013

7. NET CURRENT ASSETS

		2012/13 Budget \$	2011/12 Actual \$
Composition of Estimated Net Current Asset Position			
CURRENT ASSETS			
Cash - Unrestricted	15(a)	11,102,508	9,258,467
Cash - Restricted Reserves	15(a)	47,990,363	60,761,803
Receivables		1,829,092	3,469,479
Inventories		17,334	7,334
		60,939,296	73,497,084
LESS: CURRENT LIABILITIES			
Payables and Provisions		(12,948,933)	(5,587,323)
NET CURRENT ASSET POSITION		47,990,363	67,909,761
Less: Cash - Restricted	15(a)	(47,990,363)	(60,761,803)
ESTIMATED SURPLUS/(DEFICIENCY) C/FWD		0	7,147,958

The estimated surplus/(deficiency) c/fwd in the 2011/12 actual column represents the surplus (deficit) brought forward as at 1 July 2012.

The estimated surplus/(deficiency) c/fwd in the 2012/13 budget column represents the surplus (deficit) carried forward as at 30 June 2013.

TOWN OF PORT HEDLAND
NOTES TO AND FORMING PART OF THE BUDGET
FOR THE YEAR ENDED 30 JUNE 2013

8. RATING INFORMATION

RATE TYPE	Rate in \$	Number of Properties	Rateable Value \$	2012/13 Budgeted Rate Revenue \$	2012/13 Budgeted Interim Rates \$	2012/13 Budgeted Back Rates \$	2012/13 Budgeted Total Revenue \$	2011/12 Actual \$
Differential General Rate								
GRV Residential	3.1025	4,712	354,834,239	11,008,732	4,016,480	-	15,025,212	9,081,679
GRV Commercial	3.1340	162	26,455,289	829,109	-	-	829,109	876,038
GRV Industrial	3.1025	310	45,002,488	1,396,202	-	-	1,396,202	1,042,740
GRV Shopping Centre	6.2050	2	8,681,850	538,709	-	-	538,709	675,082
GRV Ex Gratia	3.1025	-	-	-	-	-	-	-
GRV Mass Accommodation	7.4551	16	29,432,520	2,194,224	-	-	2,194,224	1,764,298
UV Mining Improved	35.3748	51	1,581,308	559,385	-	-	559,385	495,223
UV Mining Vacant	35.3747	66	1,149,692	406,700	-	-	406,700	333,848
UV Pastoral	5.7685	8	1,611,162	92,940	-	-	92,940	83,062
UV Other	11.7216	13	1,566,560	183,626	-	-	183,626	162,500
UV Other Vacant	13.3060	1	200,000	26,612	-	-	26,612	25,330
Sub-Totals		5,341	470,515,108	17,236,238	4,016,480	-	21,252,718	14,539,800
Minimum Rates	Minimum \$							
GRV Residential	1,040	409	7,232,482	425,360	-	-	425,360	534,000
GRV Commercial	1,040	74	1,145,508	76,960	-	-	76,960	210,000
GRV Industrial	1,040	46	933,914	47,840	-	-	47,840	38,000
GRV Shopping Centre	1,040	-	-	-	-	-	-	-
GRV Ex Gratia	1,040	-	-	-	-	-	-	-
UV Mining Improved	1,040	47	59,526	48,880	-	-	48,880	50,000
UV Mining Vacant	1,040	247	182,709	256,880	-	-	256,880	254,000
UV Pastoral	1,040	2	27,000	2,080	-	-	2,080	3,000
UV Other	1,040	1	102	1,040	-	-	1,040	1,000
UV Other Vacant	1,040	9	48	9,360	-	-	9,360	9,000
Sub-Totals		835	9,581,289	868,400	-	-	868,400	1,099,000
Ex-Gratia Rates							22,121,118	15,638,800
Specified Area Rates (Note 9)							-	-
Concessions							-	-
Totals							22,035,451	15,547,493

All land except exempt land in the Town of Port Hedland is rated according to its Gross Rental Value (GRV) in townsites or Unimproved Value (UV) in the remainder of the District.

The general rates detailed above for the 2012/13 financial year have been determined by Council on the basis of raising the revenue required to meet the deficiency between the total estimated expenditure proposed in the budget and the estimated revenue to be received from all sources other than rates and also considering the extend of any increase in rating over the level adopted in the previous year.

The minimum rates have been determined by Council on the basis that all ratepayers must make a reasonable contribution to the cost of the Local Government services/facilities.

TOWN OF PORT HEDLAND
NOTES TO AND FORMING PART OF THE BUDGET
FOR THE YEAR ENDED 30 JUNE 2013

9. SPECIFIED AREA RATE

No Specified Area Rates are expected to be raised in the 2012/13 Financial Year.

10. SERVICE CHARGES

The Town of Port Hedland, partnered with Horizon Power and the State Government through Royalties for Regions are installing underground power to the residents within the Town of Port Hedland, specifically South Hedland and Wedgefield.

The Town of Port Hedland will contribute 25% of the project costs.

The Town will impose a service charge under section 6.38 of the Local Government Act 1995, to collect the charges associated with installing underground power to each property within the project area.

Charges

The fees have been determined as follows:

Connection Fee	\$	1,027.58
kVA Fee	\$	137.58

Rebates

The Town of Port Hedland will offer the following rebates (reductions to the total charge per property) as follows:

1. Pensioners	5%
2. Not For Profit Organisations	5%
3. Small Business	5%

All rebates will be subject to eligibility tests as follows:

Pensioner Rebate Test

Eligible pensioner as per the Rates and Charges (Rebates and Deferments Act 1992).

Not for Profit Rebate Test

Those receiving Rates Concessions or Rates Exemptions as per Council Policies.

Small Businesses

Must satisfy the following conditions:

1. must have less than 20 employees; and
2. turnover of less than \$2,000,000 per annum

Payment Options

1. One payment, due on the 29 October 2012
2. Five payments over five years due on the date that the first instalment for rates is due and payable in each year.

Properties opting for option 2 will be subject to a nominal interest charge equal to the cost to Council in lending the funds to support payments by instalments. For budget purposes, interest has been estimated at 5% per annum.

11. FEES & CHARGES REVENUE

	2012/13	2011/12
	Budget	Actual
	\$	\$
Governance	4,700	3,200
General Purpose Funding	186,200	190,830
Law, Order, Public Safety	127,000	140,460
Health	62,020	58,414
Education and Welfare	134,759	36,375
Housing	0	0
Community Amenities	12,507,504	7,242,228
Recreation & Culture	794,353	845,018
Transport	14,500,502	12,806,324
Economic Services	3,329,836	43,199,533
Other Property & Services	138,330	138,330
	<u>31,785,205</u>	<u>64,660,712</u>

TOWN OF PORT HEDLAND
NOTES TO AND FORMING PART OF THE BUDGET
FOR THE YEAR ENDED 30 JUNE 2013

12. DISCOUNTS, INCENTIVES, CONCESSIONS, & WRITE-OFFS
- 2012/13 FINANCIAL YEAR

Discounts

Council does not offer any discount for early payment of rates.

Incentives

Council has continued the Rates Incentive Program that provides an incentive to ratepayers who elect to pay their rates as per option 1 by 29 October 2012.

Draw Prizes and their approximate values this year consist of:

Platinum Sponsors

* Airnorth:-

\$2,400 - 2 return flight tickets from Port Hedland to Broome (valid till 31 October 2013)

* Big Sky Building Society

\$2,000 - Cash

* BJ Young Earthmoving:-

\$2,000 - Cash

* Pilbara Logistics:-

\$2,000 - Cash

* Subway North West:-

1 x 21 piece subway platter every four weeks for one year

1 x \$20 subway voucher weekly for one year

* Shane Jacob Settlements:-

\$2,000 - Settlement fees as prescribed under the Settlement Agents Act

* North West Telegraph:-

\$2,000 - Advertising for business or personal advertisements (must be used within 6 months of acceptance)

* Walkabout Hotel:-

20 x \$100 vouchers for the Serenity Restaurant

Gold Sponsors

* O'Donnell Griffin:-

\$1,000 - Cash

* National Australia Bank:-

\$1,000 - Cash

Silver Sponsors

* LMCD Construction:-

\$500 - Cash

* South Hedland Shopping Centre

\$500 - Cash

* Port Hedland Shopping Centre

\$500 - Cash

Bronze Sponsors

* Esplanade Hotel:-

10 x \$35 Vouchers for Bloo Moons Restaurant

* "Winner's Choice Voucher":- (Valid until 31 May 2013)

Perth Ambassador Hotel (\$305): Overnight accommodation in a Deluxe Room, including full buffet breakfast for up to 2 guests

OR

Goodearth Hotel - Perth (\$305): Overnight accommodation in a ref. Studio Apartment, including full buffet breakfast for up to 2 guests

TOWN OF PORT HEDLAND
NOTES TO AND FORMING PART OF THE BUDGET
FOR THE YEAR ENDED 30 JUNE 2013

Concessions

Council in accordance with Section 6.47 of the Local Government Act 1995 (as amended) allows for a concession of rates on the following properties:

100% Concession		\$
A106283	19 (Lot 5486) Hamilton Road, South Hedland	3,096
A115030	2 Thompson Street, Port Hedland	3,678
A155850	5/22-26 Throssell Road, South Hedland	1,332
A803051	P48 Wharf Road, Port Hedland	1,040
A130005		
	29 Johnson Lane, Port Hedland (Pretty Pool Stables)	1,473
A113927	22 Beroona Loop, South Hedland	2,146
A400610		
	10 Smith Street, South Hedland	1,678
A152556	6/ 25-35 Egret Cr, South Hedland	1,823
A156550	10 McKay Street, Port Hedland	1,724
A106282	1-5 Hamilton Road, South Hedland	8,911
A802207	34 Lawson Street, South Hedland	1,040
A406870	69 Stanley Street, South hedland	2,291
A802155	Lot 254 Shoata Road, South Hedland	29,538
A130165	Lot 2529 Great Northern Highway, Port Hedland	1,000
A156260	Loc 118 Madigan Road, Port Hedland	16,410
A805022	29 Johnson Lane, Port Hedland (Pretty Pool Stables)	1,000
50% Concession		
A154780	4 Treloar Close, South Hedland	905
A130114	2 Leake Street, South Hedland	5,771
A402430	Lot 2513 Dempster Street, Port Hedland	811
Total Budgeted Rate Concessions		<u>\$ 85,667</u>

TOWN OF PORT HEDLAND
NOTES TO AND FORMING PART OF THE BUDGET
FOR THE YEAR ENDED 30 JUNE 2013

13. INTEREST CHARGES AND INSTALMENTS - 2012/13 FINANCIAL YEAR

An interest rate of 11% will be charged on all rate payments which are late along with a \$62.80 late payment penalty fee. It is estimated that this will generate interest income of \$60,000 and late payment penalty income of \$90,000. Two separate option plans will be available to ratepayers for payment of these rates.

An estimated 5% per annum will be charged on the outstanding balance of the 2012/13 Underground Power Service Charge.

Option 1 (Full Payment)

Full amount of rates and charges including arrears are to be paid on or before Monday 29 October 2012, or 35 days after the date of service appearing on the rate notice, whichever is the later.

Option 2 (4 Instalments)

First instalment to be received on or before Monday 29 October 2012 or 35 days after the date of service appearing on the rate notice, whichever is the later and including all arrears and quarter of the current rates and service charges. Second instalment is to be made on or before Monday 31 December 2012, third instalment is to be made on or before Monday 4 March 2013, and the fourth instalment is to be made on or before Thursday 2 May 2013. Cost of the instalment plans will comprise of simple interest of 5.5% calculated from the date the first instalment is due, together with an administration fee of \$12.60 each for the three subsequent instalment notices.

Payment by Arrangement

Ratepayers can register with the Rates Section to be considered for an alternative payment arrangement. These payment arrangements will cost \$62.80 if cleared within three months of the original account, plus \$12.60 for each instalment after this period.

Deferred Rates

Eligible Pensioners may opt to defer the payment of their Rates.

The total revenue from the imposition of interest, late payment penalties and administration charges under option two, payment by arrangement, and deferment of rates payment is budgeted at \$200,000.

14. COUNCILLORS' REMUNERATION

	2012/13	2011/12
The following fees, expenses and allowances were paid to council members and/or the president.	Budget	Actual
	\$	\$
Meeting Fees	70,000	68,250
Mayor's Allowance	60,000	60,000
Deputy Mayor's Allowance	15,000	15,000
Travelling Expenses	5,000	5,000
Telecommunications Allowance	21,600	21,260
Technology Allowance	8,000	8,750
	<u>179,600</u>	<u>178,260</u>

TOWN OF PORT HEDLAND
NOTES TO AND FORMING PART OF THE BUDGET
FOR THE YEAR ENDED 30 JUNE 2013

15. NOTES TO THE CASH FLOW STATEMENT

(a) Reconciliation of Cash

For the purposes of the cash flow statement, cash includes cash and cash equivalents, net of outstanding bank overdrafts. Estimated cash at the end of the reporting period is as follows:

	2012/13	2011/12	2011/12
	Budget	Actual	Budget
	\$	\$	\$
Cash - Unrestricted	11,102,508	9,258,467	17,447,624
Cash - Restricted	47,990,363	60,761,803	12,920,729
	<u>59,092,871</u>	<u>70,020,271</u>	<u>30,368,353</u>

The following restrictions have been imposed by regulation or other externally imposed requirements:

Leave Reserve	994,169	951,369	977,665
Waste Management Reserve	1,710,662	132,561	1,815,714
Plant Reserve	298,063	285,263	292,181
Lights Replacement Reserve	22,533	21,533	4,283
Car Parking Reserve	723,129	690,529	774,099
Depot Facilities Reserve	16,821	16,121	16,550
Airport Reserve	2,341,869	7,524,206	5,284,897
SES Shed Reserve	35,903	34,403	35,226
Waste Management & Recycling Reserve	514,829	492,629	452,979
SH Library Reserve	14,802	14,202	14,563
BHP Reserve	0	6,095,618	430,454
Newcrest Reserve	7,285	6,985	7,243
Civil Building/Infrastructure Reserve	95,692	91,592	93,557
Spoilbank Reserve	39,062,132	40,537,932	547,713
Royalties for Regions Reserve	0	0	267,916
Community Facilities Reserve	1,746,767	1,522,059	1,904,089
GP Housing Reserve	39,900	2,344,800	1,600
Asset Management Reserve	365,805	0	0
Underground Power Reserve	0	0	0
Total Restricted Cash	47,990,363	60,761,803	12,920,729
Underground Power Sundry Debtor	0	0	0
Total Restricted Assets	<u>47,990,363</u>	<u>60,761,803</u>	<u>12,920,729</u>

TOWN OF PORT HEDLAND
NOTES TO AND FORMING PART OF THE BUDGET
FOR THE YEAR ENDED 30 JUNE 2013

**(b) Reconciliation of Net Cash Provided By
Operating Activities to Net Result**

	2012/13 Budget \$	2011/12 Actual \$	2011/12 Budget \$
Net Result	22,379,458	64,821,473	47,858,581
Amortisation			
Depreciation	9,858,394	7,320,435	7,320,435
(Profit)/Loss on Sale of Asset	18,400	65,200	65,200
(Increase)/Decrease in Receivables	(1,859,613)	(2,525,430)	(403,449)
(Increase)/Decrease in Inventories	(10,000)	23,810	(2,000)
Increase/(Decrease) in Payables	(429,037)	(904,758)	(349,515)
Increase/(Decrease) in Employee Provisions	4,305,074	(885,259)	18,170
Grants/Contributions for the Development of Assets	(27,821,031)	(19,550,839)	(43,266,225)
Net Cash from Operating Activities	<u>6,441,646</u>	<u>48,364,633</u>	<u>11,241,197</u>

(c) Undrawn Borrowing Facilities

Credit Standby Arrangements			
Bank Overdraft limit	50,000	50,000	50,000
Bank Overdraft at Balance Date	0	0	0
Credit Card limit	13,000	13,000	13,000
Credit Card Balance at Balance Date	<u>0</u>	<u>0</u>	<u>0</u>
Total Amount of Credit Unused	<u>63,000</u>	<u>63,000</u>	<u>63,000</u>
 Loan Facilities			
Loan Facilities in use at Balance Date	<u>37,600,193</u>	<u>24,215,405</u>	<u>27,334,711</u>
Unused Loan Facilities at Balance Date	<u>63,000</u>	<u>63,000</u>	<u>63,000</u>

TOWN OF PORT HEDLAND
NOTES TO AND FORMING PART OF THE BUDGET
FOR THE YEAR ENDED 30 JUNE 2013

16. TRUST FUNDS

Funds held at balance date over which the Municipality has no control and which are not included in the financial statements are as follows:

Detail	Balance 1-Jul-11 \$	Amounts Received \$	Amounts Paid (\$)	Balance 30-Jun-12 \$
Special Projects	1,300	0	0	1,300
Building Retention	4,616	0	0	4,616
Staff Bonds	13,596	7,010	(2,330)	18,276
Nomination Election Bonds	0	0	0	0
Ranger Services	1,100	1,397	(1,337)	1,160
Community Bank	960	0	0	960
Deposits - Halls	24,250	58,534	(67,234)	15,550
Deposits - Trailer/Comm Bus	400	500	0	900
Deposits - Sportsgrounds	14,040	21,500	(21,150)	14,390
POS Reserve	470,898	0	(470,000)	898
Blackrock Stakes Donations	178	0	0	178
Airport Cafe	16,129	0	(16,129)	0
BRB Levy	1,216	18,668	(16,753)	3,131
BCITF Levy	59,203	639,737	(643,546)	55,394
Unclaimed Money	2,547	0	0	2,547
Sundry	601	0	0	601
Garden Competition	4,850	0	0	4,850
MDCC Hire Events	0	500	(500)	0
Building Bonds	22,280	550	(550)	22,280
Cyclone George	130,256	3,766	(5,282)	128,740
	768,420	752,162	(1,244,811)	275,771

TOWN OF PORT HEDLAND
NOTES TO AND FORMING PART OF THE BUDGET
FOR THE YEAR ENDED 30 JUNE 2013

17. MAJOR LAND TRANSACTIONS

Port Hedland International Airport: Transient Workforce Accommodation

(a) Details

In March 2009 the Town of Port Hedland entered into a lease agreement with Compass Group Pty Ltd for the development of a Transient Workforce Accommodation area at the Port Hedland International Airport. The land associated with the venture is owned freehold by the Town of Port Hedland, and the major land transaction requires no expenditure by the Town other than staff time and legal costs associated with the preparation of leases and deed of covenant documents. The financial return of approximately \$8.6 million over the term of the lease will increase the net operating income of the Town, which will consequently give additional funds to provide improved services and facilities for Town of Port Hedland residents.

(b) Current Year Transactions

	2012/13	2011/12	2011/12
	Budget	Actual	Budget
	\$	\$	\$
Operating Revenue			
- Rental Income	811,744	810,627	526,622
Capital Revenue			
- Sale Proceeds	0	0	0
Capital Expenditure			
- Purchase of Land	0	0	0
- Development Costs	0	0	0
	<u>0</u>	<u>0</u>	<u>0</u>

There are no new assets or liabilities in relation to this land transaction as at 30 June 2012, and it is not anticipated that there will be any generated in the future for 2012/13.

(b) Expected Future Cash Flows

	2012/13	2013/14	2014/15	2015/16	Total
	\$	\$	\$	\$	\$
Cash Outflows					
- Development Costs	0	0	0	0	0
- Loan Repayments	0	0	0	0	0
	<u>0</u>	<u>0</u>	<u>0</u>	<u>0</u>	<u>0</u>
Cash Inflows					
- Lease Revenue	808,094	833,367	858,368	884,119	3,383,948
	<u>808,094</u>	<u>833,367</u>	<u>858,368</u>	<u>884,119</u>	<u>3,383,948</u>
Net Cash Flows	<u>808,094</u>	<u>833,367</u>	<u>858,368</u>	<u>884,119</u>	<u>3,383,948</u>

TOWN OF PORT HEDLAND
NOTES TO AND FORMING PART OF THE BUDGET
FOR THE YEAR ENDED 30 JUNE 2013

17. MAJOR LAND TRANSACTIONS CONTINUED...

Port Hedland International Airport: Transient Workforce Accommodation

In December 2009 the Town of Port Hedland entered into a lease agreement with Mia Mia Port Hedland International Airport Pty Ltd for the development of a Transient Workforce Accommodation area at the Port Hedland International Airport. The lease revenue incorporated into the 2012/13 Budget is \$170,716 plus a contribution from the lessor of \$350,000 as an unconditional contribution to the Town of Port Hedland's community projects.

General Practitioner Accommodation

During 2010/11 the Town of Port Hedland commenced a doctor housing project in conjunction with BHP Billiton and the State Government to facilitate the development and construction of housing for general practitioners throughout the Town of Port Hedland. The development is a staged project that is anticipated to be delivered in three phases. The proposal at this present time has a maximum yield of 23 lots with a central park and loop road. The first stage, and the only stage funded at this time will see the construction of between 5-8 executive style residences. The total project incorporates funding of \$5.25 million from all parties (including a \$1.5 million self supporting loan from the Town which has been factored into the 2012/13 Budget. A Business Plan was developed and advertised for public consultation during 2010/11. The project is still underway with construction continuing in 2012/13.

Port Hedland International Airport: Transient Workforce Accommodation

During 2012/13 the Town of Port Hedland may be entering into a lease agreement with Mia Mia Port Hedland International Airport Pty Ltd for the further extension of their Transient Workforce Accommodation area at the Port Hedland International Airport. This will be an extension to the existing lease. No additional lease fees have been incorporated into the budget at this stage until the area and rate are agreed. These lease fees will therefore be the subject of a budget review throughout the financial year.

Port Hedland International Airport: Transient Workforce Accommodation

During 2012/13 the Town may be entering into a lease agreement with Mineral Resources Ltd for the establishment of a Transient Workforce Accommodation area. The terms agreed by way of a business plan and subsequent endorsement of Council indicate a base rental fee of \$750,000 per annum, plus a community contribution amount of \$911,460 and a once off donation to the of \$25,000 to a key community project. As this business plan has not been endorsed by Council, the lease fees, community contributions and donations outlined above have not been factored into the 2012/13 budget.

TOWN OF PORT HEDLAND
NOTES TO AND FORMING PART OF THE BUDGET
FOR THE YEAR ENDED 30 JUNE 2013

17. MAJOR LAND TRANSACTIONS CONTINUED...

Port Hedland International Airport: Development of Precinct 3

During 2011/12 the Town entered into a private treaty arrangement with BHP Billiton Iron Ore to facilitate the subdivision of a portion of 'Precinct 3' by BHPB to create 40 lots, 39 of which would be serviced lots, and 38 of which would be retained by the Town (the balance lot will not be serviced and will be incorporated into the rest of the airport land); the lease of proposed Lot 35 to BHPB to facilitate the development of a 4,000 bed Transient Workforce Accommodation facility for a construction workforce; the sale of proposed Lot 34 to BHPB for a warehouse facility.

The terms agreed between Council and BHPB indicate overall revenue generated by the Town of \$178,852,345 for a 10 year period.

The proceeds from the sale of Lot 34 and the initial prepayment for the lease of Lot 35 were agreed by Council to be redirected from the Airport Reserve to the Spoilbank Reserve to facilitate the development of the Spoilbank Precinct, with the \$40 million being 'made good' with the cashflows generated thereafter.

The 2012/13 Budget does not incorporate any cashflow from the proposal on the basis that the \$40 million prepayment was intended to be received as Year 1 and in 2012/13, but was paid in the 2011/12 financial year.

Port Hedland International Airport: Hotel

During 2012/13 a request for proposal for the development of an Airport Hotel will be released which will ultimately be reduced to a ground lease for land. This may become subject to a business plan.

Future Transient Workforce Accommodation

Further major land transactions are likely to occur in relation to the establishment of Transient Workforce Accommodation, although until approved by Council, they have not been incorporated into the 2012/13 Budget document.

18. TRADING UNDERTAKINGS AND MAJOR TRADING UNDERTAKINGS

It is not anticipated that any trading undertakings or major trading undertakings will occur in 2012/13.

TOWN OF PORT HEDLAND
FEES AND CHARGES
FOR THE YEAR ENDED 30 JUNE 2013

FEES AND CHARGES	2011/12 Budget			2012/13 Budget		
	2011/12 Fee	GST	Total Fee (GST Incl)	2012/13 Fee	GST	Total Fee (GST Incl)
ADMINISTRATION						
Rating Charges						
Rating Information Statement – per assessment	24.09	2.41	26.50	25.09	2.51	27.60
Rates Reprint	24.09	2.41	26.50	25.09	2.51	27.60
Rates Alternative Arrangement - initial establishment	54.91	5.49	60.40	57.09	5.71	62.80
Rates Alternative Arrangement - for each instalment if not cleared within three months of original account	11.00	1.10	12.10	11.45	1.15	12.60
Instalment Plans - Interest			5.5%			5.5%
Instalment Plans - Administration Fee per instalment notice	11.00	1.10	12.10	11.45	1.15	12.60
Late Payment Penalty	54.91	5.49	60.40	57.09	5.71	62.80
Settlement Enquiry – Rate Search	24.09	2.41	26.50	25.09	2.51	27.60
Settlement Enquiry – Property and Rate Search (inclusive of physical inspection)	90.00	9.00	99.00	93.64	9.36	103.00
Settlement Enquiry – Property Compliance Report	70.09	7.01	77.10	72.91	7.29	80.20
Complete Owners Listing	300.09	30.01	330.10	312.09	31.21	343.30
Other Information Listings	100.00	10.00	110.00	104.00	10.40	114.40
Extract Rate Book	24.09	2.41	26.50	25.09	2.51	27.60
Electoral Rolls	35.00	3.50	38.50	36.36	3.64	40.00
Bin Replacement 240 Litre	137.90	-	137.90	143.40	-	143.40
Classic Domestic Bin Service Fee	212.20	-	212.20	220.70	-	220.70
Premium Domestic Bin Service Fee	424.40	-	424.40	441.40	-	441.40
Photocopying (per sheet)						
A4 (pictures/graphics)	0.91	0.09	1.00	0.91	0.09	1.00
A4 (typed page)	0.27	0.03	0.30	0.27	0.03	0.30
A3 (pictures/graphics)	1.82	0.18	2.00	1.82	0.18	2.00
A3 (typed page)	0.55	0.05	0.60	0.55	0.05	0.60
Plan Printing – copy of plans (per page)	15.00	1.50	16.50	15.64	1.56	17.20
Plan Printing - Normal Posters	25.00	2.50	27.50	26.00	2.60	28.60
Plan Printing - Glossy Posters	70.00	7.00	77.00	72.82	7.28	80.10
Freedom of Information Research (per hour)	31.55	3.15	34.70	32.82	3.28	36.10
COMMUNITY OVALS AND PARKS						
Discounts - Hire Fees - All Reserves						
(Staffing Charges May Apply)						
Community Groups			25%			25%
Junior Community Groups			50%			50%
Not for Profit + No Alcohol + Open to Public			100%			100%
Junior Sports			100%			100%
School Groups During School Hours (cleaning fee may apply)			100%			100%
Bond - All Events/All Facilities (unless stated otherwise)						
Level 1						100.00
Level 2						500.00
Level 3						1,000.00
Level 4						2,000.00
Level 5						3,000.00
Level 6						4,000.00
Level 7						5,000.00
Level 8						6,000.00
Level 9						7,000.00
Level 10						8,000.00
Level 11						9,000.00
Level 12						10,000.00
Gratwick Hall						
Hourly Rate (Minimum 2 hours)	40.00	4.00	44.00	41.82	4.18	46.00
Daily rate with air-conditioning (8 hour max)	315.45	31.55	347.00	328.18	32.82	361.00
Nightly rate with air-conditioning (8 hour max)	380.09	38.01	418.10	395.27	39.53	434.80
All Day	570.00	57.00	627.00	592.73	59.27	652.00

TOWN OF PORT HEDLAND
FEES AND CHARGES
FOR THE YEAR ENDED 30 JUNE 2013

FEES AND CHARGES	2011/12 Budget			2012/13 Budget		
	2011/12 Fee	GST	Total Fee (GST Incl)	2012/13 Fee	GST	Total Fee (GST Incl)
Cleaning per Hour All Facilities				77.27	7.73	85.00
Sports Ground Charges						
<u>Club Charge (per player)</u>						
Training and Match Charge - Seniors (Inclusive of no more than 2 training sessions per week during season)				40.91	4.09	45.00
Additional seniors usage per day (weekdays)				12.27	1.23	13.50
Additional seniors usage per day (weekends)				22.73	2.27	25.00
Match or Training Only Charge (Inclusive of no more than 2 training sessions per week)				20.00	2.00	22.00
Juniors (playing in a junior competition)				Free		Free
Preseason Training (Inclusive of no more than 2 training sessions per week)				10.00	1.00	11.00
<u>Associaiton Charge (per player)</u>						
Training and Match Charge - Seniors (Inclusive of no more than 2 training sessions per week during season)				20.45	2.05	22.50
Additional seniors usage per day (weekdays)				12.27	1.23	13.50
Additional seniors usage per day (weekends)				22.73	2.27	25.00
Match or Training Only Charge (Inclusive of no more than 2 training sessions per week)				10.00	1.00	11.00
Juniors (playing in a junior competition)				Free		Free
Preseason Training (Inclusive of no more than 2 training sessions per week)				5.00	0.50	5.50
Sporting Storage Shed - Seasonal Charge	107.27	10.73	118.00	107.27	10.73	118.00
Sports Ground Charges and Park for Casual Usage <i>inc Civic Centre Gardens</i>						
Per Day (Reserve or Parks) Daily Rate	345.45	34.55	380.00	363.64	36.36	400.00
Hourly rate (Reserve or Park)	27.27	2.73	30.00	50.00	5.00	55.00
Reserve or park only - Fitness Classes - Hourly Rate				4.55	0.45	5.00
Miscellaneous Reserve Use (non impact users e.g. Sky diving) per day				45.45	4.55	50.00
Late Booking Fee - Casual Hirers				90.91	9.09	100.00
Charges for Race Meetings (per race meeting)	1,375.18	137.52	1,512.70	1,430.18	143.02	1,573.20
Sports Ground Lighting						
<i>Colin Matheson Oval, Kevin Scott Oval, Maire Marland Reserve</i>						
Low light level per hour	24.73	2.47	27.20	26.73	2.67	29.40
Medium light level per hour				39.82	3.98	43.80
High light level per hour	36.82	3.68	40.50	63.64	6.36	70.00
<i>McGregor Street Reserve, Port Hedland</i>						
Lights per hour	13.64	1.36	15.00	14.73	1.47	16.20
<i>Faye Gladstone Netball Courts</i>						
Netball Courts – Lighting per hour (casual users). NOTE: Association meet all power charges.	16.91	1.69	18.60	18.26	1.83	20.09
Cleaning and Other Charges – Reserves and Recreation Grounds						
Provision of extra bins and collection of rubbish – per 240 Litre bins	41.55	4.15	45.70	43.18	4.32	47.50
Marquee Park						
Hire of picnic Shelter and Barbeque (Areas A, B & C) for a two hour period				54.55	5.45	60.00

TOWN OF PORT HEDLAND
FEES AND CHARGES
FOR THE YEAR ENDED 30 JUNE 2013

FEES AND CHARGES	2011/12 Budget			2012/13 Budget		
	2011/12 Fee	GST	Total Fee (GST Incl)	2012/13 Fee	GST	Total Fee (GST Incl)
Bond Applicable for each area (A, B or C)				250.00	-	250.00
Hire of picnic Shelter and Barbeque (Areas A, B & C) per hour after				36.36	3.64	40.00
Hiring of Events Space (Area D) per hour				90.91	9.09	100.00
Bond Applicable for each Area D				250.00	-	250.00
Exclusive Use of Events Space (Policy Conditions Apply) five hour period				909.09	90.91	1,000.00
Bond Applicable for whole Marquee Park Facility				1,000.00	-	1,000.00
RECREATION FACILITIES						
<i>Pool Charges</i>						
Adult entry (16+ years)	3.82	0.38	4.20	4.55	0.45	5.00
Child entry (under 2 years)	Free		Free	Free		Free
Child entry	2.64	0.26	2.90	3.64	0.36	4.00
Spectators	1.64	0.16	1.80	1.64	0.16	1.80
Spectators – Vacation Swim	1.64	0.16	1.80	1.64	0.16	1.80
Family Single Day Pass	8.36	0.84	9.20	13.09	1.31	14.40
(Max of 2 Adults 2 Children) – Additional Children are at normal entry charge						
Concession	2.64	0.26	2.90	3.64	0.36	4.00
<i>Mult pass cards</i>						
10 pass card receive a 10% discount on all casual entry fees						
<i>Swimming Lessons</i>						
Aquatic Education - per lesson				10.00	1.00	11.00
Vacation Swimming entry				2.27	0.23	2.50
In Term Swimming entry				2.27	0.23	2.50
<i>Bronze Medallion Courses</i>						
Full Bronze Medallion Course				163.64	16.36	180.00
Bronze Requalification Course				81.82	8.18	90.00
<i>Latitube Surf Attraction</i>						
Adult Surf & Swim General Entry				16.36	1.64	18.00
Child/Concession Surf & Swim General Entry				13.64	1.36	15.00
Adult Aquatic or Platinum Member Surf				11.82	1.18	13.00
Child/Concession Surf Aquatic Member Surf				10.00	1.00	11.00
Adult swim - surf upgrade				11.82	1.18	13.00
Concession swim - surf upgrade				10.00	1.00	11.00
Child swim - surf upgrade				10.00	1.00	11.00
Multipass Card - 10 visist				122.73	12.27	135.00
<i>Latitube Group Bookings</i>						
0.5hrs Group Booking				204.55	20.45	225.00
1 hour Group Booking				409.09	40.91	450.00
1 hour Group Booking after hours / winter (minimum charge is 1 hour)				518.18	51.82	570.00
0.5hrs School group booking - during school hours				127.27	12.73	140.00
1 hour School group booking - during school hours				254.55	25.45	280.00
<i>Latitube Term Programming</i>						
Group coaching 0.5hr (up to 15 people)				250.00	25.00	275.00
Latitube term surf coaching program - 10 x 0.5hr sessions				177.27	17.73	195.00
<i>Latitube Community Price</i>						
0.5hrs Community rate				127.27	12.73	140.00
1hr Community rate				254.55	25.45	280.00
1hr Community rate after hours / winter				363.64	36.36	400.00
<i>Memberships</i>						
Platinum, Gym and Group Fitness Admin Fee (Includes administration and appraisal)				90.00	9.00	99.00
Aquatic Admin Fee				27.27	2.73	30.00

TOWN OF PORT HEDLAND
FEES AND CHARGES
FOR THE YEAR ENDED 30 JUNE 2013

FEES AND CHARGES	2011/12 Budget			2012/13 Budget		
	2011/12 Fee	GST	Total Fee (GST Incl)	2012/13 Fee	GST	Total Fee (GST Incl)
Triple Pack (Includes administration, appraisal, and 2 x PT sessions)				145.45	14.55	160.00
<i>Health Club Memberships (per fortnight)</i>						
Platinum Membership (Gym, group fitness and pool entry)				43.64	4.36	48.00
Platinum Membership (Conc)				34.91	3.49	38.40
Gym Membership				36.36	3.64	40.00
Gym Membership (Conc)				29.09	2.91	32.00
Off Peak Gym Membership (9pm - 5am)				27.27	2.73	30.00
Group Fitness Membership				36.36	3.64	40.00
Group Fitness Membership (Conc)				29.09	2.91	32.00
Aquatic Membership - Adult				25.45	2.55	28.00
Aquatic Membership - Child				20.00	2.00	22.00
<i>Casual Group Fitness</i>						
Dry Group Fitness				14.55	1.45	16.00
Dry Group Fitness (Conc)				11.64	1.16	12.80
Aqua Aerobics				14.55	1.45	16.00
Aqua Aerobics (Conc)				11.64	1.16	12.80
Health Club 10 Pass Card				130.91	13.09	144.00
Health Club 10 Pass Card (Conc)				104.73	10.47	115.20
<i>Personal Training</i>						
Personal Training 30 min member				36.36	3.64	40.00
Personal Training 30 min non member				45.45	4.55	50.00
Buddy System Member				27.27	2.73	30.00
Buddy System Non Member				45.45	4.55	50.00
<i>Birthday Parties</i>						
MPRC Birthday Party (up to 12 participants)				318.18	31.82	350.00
MPRC Birthday Party (over 12 participants - max 20)				363.64	36.36	400.00
Aqua Centre Birthday Party (up to 12 participants)				318.18	31.82	350.00
<i>Team Sports (per player)</i>						
Adult Game Fee (two game fees must be paid at the start of each session)				8.18	0.82	9.00
Adult Nomination Fee				8.18	0.82	9.00
Child Game Fee (two game fees must be paid at the start of each session)				6.36	0.64	7.00
Child Nomination Fee				6.36	0.64	7.00
Adult Forefit Fine				8.18	0.82	9.00
Child Forefit Fine				6.36	0.64	7.00
<i>Creche</i>						
Creche per child				4.55	0.45	5.00
<i>Squash Court Hire</i>						
Court hire per hour				22.73	2.27	25.00
<i>MPRC Facility Rental (Commercial Groups)</i>						
Function Room - Evening Rate per hour (min 10 hour booking fri and sat nights)				109.09	10.91	120.00
Function Room - Day Rate per hour				81.82	8.18	90.00
Function Room - when hired with Sporting Hall (per hour)				109.09	10.91	120.00
Meeting Room 1 (first 2 hours) per hour				45.45	4.55	50.00
Meeting Room 2 (first 2 hours) per hour				45.45	4.55	50.00
Club Room (first 2 hours) per hour				45.45	4.55	50.00
Meeting Room 1 (Third hour onwards) per hour				22.73	2.27	25.00
Meeting Room 2 (Third hour onwards) per hour				22.73	2.27	25.00
Sports Hall - Daily Rate				1,090.91	109.09	1,200.00
Sporting Hall - per hour				109.09	10.91	120.00

TOWN OF PORT HEDLAND
FEES AND CHARGES
FOR THE YEAR ENDED 30 JUNE 2013

FEES AND CHARGES	2011/12 Budget			2012/13 Budget		
	2011/12 Fee	GST	Total Fee (GST Incl)	2012/13 Fee	GST	Total Fee (GST Incl)
Group Fitness Room per hour				90.91	9.09	100.00
External courts - per court per hour				18.18	1.82	20.00
<i>MPRC Facility Rental (Community Groups)</i>						
Function Room - Evening Rate per hour (min 10 hour booking fri and sat nights)				81.82	8.18	90.00
Function Room - Day Rate per hour				61.36	6.14	67.50
Function Room - when hired with Sporting Hall (per hour)				81.82	8.18	90.00
Meeting Room 1 (first 2 hours) per hour				34.09	3.41	37.50
Meeting Room 2 (first 2 hours) per hour				34.09	3.41	37.50
Club Room (first 2 hours) per hour				34.09	3.41	37.50
Meeting Room 1 (Third hour onwards) per hour				17.05	1.70	18.75
Meeting Room 2 (Third hour onwards) per hour				17.05	1.70	18.75
Sports Hall - Daily Rate				545.45	54.55	600.00
Sporting Hall - per hour				81.82	8.18	90.00
Group Fitness Room per hour				68.18	6.82	75.00
External courts - per court per hour				13.64	1.36	15.00
<i>MPRC Facility Rental (ongoing bookings min 10 weeks)</i>						
Function Room - Day Rate per hour				40.91	4.09	45.00
Meeting Room 1 (first 2 hours) per hour				22.73	2.27	25.00
Meeting Room 2 (first 2 hours) per hour				22.73	2.27	25.00
Club Room (first 2 hours) per hour				22.73	2.27	25.00
Meeting Room 1 (Third hour onwards) per hour				11.36	1.14	12.50
Meeting Room 2 (Third hour onwards) per hour				11.36	1.14	12.50
Sporting Hall - per hour				54.55	5.45	60.00
Group Fitness Room per hour				45.45	4.55	50.00
External courts - per court per hour				9.09	0.91	10.00
Facility Cleaning Charge - per hour				77.27	7.73	85.00
After hours staff charge - per hour				68.18	6.82	75.00
During hours staff charge - per hour				45.45	4.55	50.00
Carpet for stadium floor (includes set up and pack down)				363.64	36.36	400.00
<i>Aquatic Centre Rental</i>						
Commercial per hour (includes all entries)				227.27	22.73	250.00
Community per hour (includes all entries)				170.45	17.05	187.50
Staff fee per hour (Duty Manager)				68.18	6.82	75.00
Staff fee per hour (Life Guard)				45.45	4.55	50.00
School carnival hire full day (spectator fees apply)				450.00	45.00	495.00
School carnival hire half day (spectator fees apply)				295.45	29.55	325.00
Lane hire - peak (4pm - 7pm) (entries not included)				13.64	1.36	15.00
Lane hire - off peak (entries not included)				4.55	0.45	5.00
Inflatable hire per hour				50.00	5.00	55.00
Inflatable - public use				1.82	0.18	2.00
<i>Children's Programs (fee per hour)</i>						
Children Program Level 1				4.55	0.45	5.00
Children Program Level 2				5.45	0.55	6.00
Children Program Level 3				6.36	0.64	7.00
Children Program Level 4				7.27	0.73	8.00
Children Program Level 5				8.18	0.82	9.00
Children Program Level 6				9.09	0.91	10.00
Children Program Level 7				10.91	1.09	12.00
Children Program Level 8				13.64	1.36	15.00
Children Program Level 9				18.18	1.82	20.00
<i>Adult Programs (fee per hour)</i>						
Adult Program Level 1				10.00	1.00	11.00
Adult Program Level 2				10.91	1.09	12.00
Adult Program Level 3				11.82	1.18	13.00
Adult Program Level 4				12.73	1.27	14.00
Adult Program Level 5				13.64	1.36	15.00

TOWN OF PORT HEDLAND
FEES AND CHARGES
FOR THE YEAR ENDED 30 JUNE 2013

FEES AND CHARGES	2011/12 Budget			2012/13 Budget		
	2011/12 Fee	GST	Total Fee (GST Incl)	2012/13 Fee	GST	Total Fee (GST Incl)
Adult Program Level 6				14.55	1.45	16.00
Adult Program Level 7				15.45	1.55	17.00
Adult Program Level 8				16.36	1.64	18.00
Adult Program Level 9				17.27	1.73	19.00
Adult Program Level 10				18.18	1.82	20.00
Priority User Group Member						
Pension Carer if required	Free		Free	Free		Free
Town of Port Hedland Staff Health Incentive (Policy Manual)	Free		Free	Free		Free
Swim Club Coaches – up to 12 nominated coaches for junior programs.	Free		Free	Free		Free
Phone – Local Calls Only	0.55	0.05	0.60	0.55	0.05	0.60
MATT DANN CULTURAL CENTRE						
Movies						
Adults	14.55	1.45	16.00	15.45	1.55	17.00
Concession	11.82	1.18	13.00	12.73	1.27	14.00
Children	10.00	1.00	11.00	10.00	1.00	11.00
Cheap Tuesday (One Price for All)	10.00	1.00	11.00	10.00	1.00	11.00
<i>Matt's Mates Memberships:-</i>						
Full Year Membership:-						
- Student	9.09	0.91	10.00	9.09	0.91	10.00
- Single	18.18	1.82	20.00	18.18	1.82	20.00
- Couple	36.36	3.64	40.00	36.36	3.64	40.00
- Family	45.45	4.55	50.00	45.45	4.55	50.00
<i>Non Profit Community Charges</i>						
<u>Full Day Event Basic</u>	363.64	36.36	400.00	363.64	36.36	400.00
Time for Bump-in/Rehearsal/Performance/Bump-out Includes basic light and sound only Theatre power, cleaning, staffing, extra equipment costs are in addition						
<u>Half Day Event Basic - Max 4 Hours @ \$62.50/hr</u>	227.27	22.73	250.00	181.82	18.18	200.00
Time for Bump-in/Rehearsal/Performance/Bump-out Includes basic light and sound only Theatre power, cleaning, staffing, extra equipment costs are in addition						
<u>Each Additional Performance</u>	181.82	18.18	200.00	181.82	18.18	200.00
On same day						
<u>Bare Stage Hire - Min 4 Hours @ \$50/hr</u>	181.82	18.18	200.00	181.82	18.18	200.00
Includes Stage Air-Conditioning, cleaning and house lights only						
<u>Theatre Power - Lighting and Air-Conditioning</u>	272.73	27.27	300.00	272.73	27.27	300.00
Min 4 Hours @ \$75/hr						
<u>Foyers and Dressing Room - Lighting and Airconditioning</u>	Free		Free	Free		Free
No Charge - House lighting only						
<u>Foyer - Basic Charge - Min 4 Hours @ \$50 p/hr</u>	181.82	18.18	200.00	181.82	18.18	200.00
Hourly rate includes basic cleaning, lighting and power						
<u>Cleaning</u>						
Theatre	90.91	9.09	100.00	90.91	9.09	100.00
*Foyer	45.45	4.55	50.00	45.45	4.55	50.00

**TOWN OF PORT HEDLAND
FEES AND CHARGES
FOR THE YEAR ENDED 30 JUNE 2013**

FEES AND CHARGES	2011/12 Budget			2012/13 Budget		
	2011/12 Fee	GST	Total Fee (GST Incl)	2012/13 Fee	GST	Total Fee (GST Incl)
*Green Room (*Dependant on usage - no charge if left as found)	45.45	4.55	50.00	45.45	4.55	50.00
<u>Standard House Lighting Rig (Per Day)</u> 4 x Selecon Pacific Profiles (650W) (Warm and Cool Wash) 6 x Selecon Fesnels (1.2K) (Warm and Cool Wash)				490.91	49.09	540.00
<i>Commercial Charges</i>						
<u>Full Day Event Basic</u> Time for Bump-in/Rehearsal/Performance/Bump-out Includes basic light and sound only Theatre power, cleaning, staffing, extra equipment costs are in addition	727.27	72.73	800.00	727.27	72.73	800.00
<u>Half Day Event Basic - Max 4 Hours</u> Time for Bump-in/Rehearsal/Performance/Bump-out Includes basic light and sound only Theatre power, cleaning, staffing, extra equipment costs are in addition	363.64	36.36	400.00	363.64	36.36	400.00
<u>Each Additional Performance</u> On same day	363.64	36.36	400.00	363.64	36.36	400.00
<u>Bare Stage Hire - Min 4 Hours @ \$100/hr</u> Includes Stage Air-Conditioning, cleaning and house lights only	363.64	36.36	400.00	363.64	36.36	400.00
<u>Theatre Power - Lighting and Air-Conditioning</u> Min 4 Hours @ \$100/hr	363.64	36.36	400.00	363.64	36.36	400.00
<u>Foyers and Dressing Room - Lighting and Airconditioning</u> No Charge - House lighting only	Free		Free	Free		Free
<u>Foyer - Basic Charge - Min 4 Hours @ \$100 p/hr</u> Hourly rate includes basic cleaning, lighting and power	363.64	36.36	400.00	363.64	36.36	400.00
<i>Cleaning</i>						
Theatre	181.82	18.18	200.00	181.82	18.18	200.00
*Foyer	90.91	9.09	100.00	90.91	9.09	100.00
*Green Room (*Dependant on usage - no charge if left as found)	90.91	9.09	100.00	90.91	9.09	100.00
Merchandise Fee						
<i>Option 1</i> ToPH staff sell all merchandise - \$250.00 or 10% of total ticket sales whichever is greater.	227.27	22.73	250.00	227.27	22.73	250.00
<i>Ticket Production</i>						
Ticketing Setup Fee	36.36	3.64	40.00	45.45	4.55	50.00
Reserved Seating Mode - 85 cents per ticket	0.77	0.08	0.85	0.77	0.08	0.85
General Seating Mode - 65 cents per ticket	0.59	0.06	0.65	0.59	0.06	0.65
<i>Bond</i>						
Bond for Venue Hire	454.55	45.45	500.00	454.55	45.45	500.00
Staffing Costs (per hour)						
<i>Head Tech</i>						
Monday - Friday - 8am - 5pm - Up to 7.5hrs	59.09	5.91	65.00	59.09	5.91	65.00
Monday - Friday - 8am - 5pm - Over 7.5hrs	72.73	7.27	80.00	72.73	7.27	80.00
Monday - Friday - Outside of 8am - 5pm	72.73	7.27	80.00	72.73	7.27	80.00
Saturday - Sunday - Up to 7.5hrs	72.73	7.27	80.00	72.73	7.27	80.00

TOWN OF PORT HEDLAND
FEES AND CHARGES
FOR THE YEAR ENDED 30 JUNE 2013

FEES AND CHARGES	2011/12 Budget			2012/13 Budget		
	2011/12 Fee	GST	Total Fee (GST Incl)	2012/13 Fee	GST	Total Fee (GST Incl)
Saturday - Sunday - Over 7.5hrs	109.09	10.91	120.00	109.09	10.91	120.00
<i>Casual Tech and FOH Supervisor Staff</i>						
Monday - Friday - 8am - 5pm - Up to 7.5hrs	36.36	3.64	40.00	45.45	4.55	50.00
Monday - Friday - 8am - 5pm - Over 7.5hrs	45.45	4.55	50.00	54.55	5.45	60.00
Monday - Friday - Outside of 8am - 5pm	45.45	4.55	50.00	54.55	5.45	60.00
Saturday - Sunday - Up to 7.5hrs	45.45	4.55	50.00	54.55	5.45	60.00
Saturday - Sunday - Over 7.5hrs	68.18	6.82	75.00	68.18	6.82	75.00
<i>Casual Front of House Staff</i>						
Monday - Sunday - Anytime	36.36	3.64	40.00	45.45	4.55	50.00
Equipment Hire List - External and Additional Internal						
<i>Non Profit Community Charges</i>						
<u>Audio - All rates per day</u>						
<i>Microphones</i>						
Microphones - SM57 and SM58	20.68	2.07	22.75	20.68	2.07	22.75
Microphones - e395 Vocal Microphone	27.27	2.73	30.00	27.27	2.73	30.00
Microphone Stand	-	-	-	54.55	5.45	60.00
Wireless Handheld Microphone	54.55	5.45	60.00	54.55	5.45	60.00
Drum Microphone Kit	54.55	5.45	60.00	54.55	5.45	60.00
<i>Consoles</i>						
Presonus Studiolive 16 Channel Digital	177.27	17.73	195.00	177.27	17.73	195.00
GL2200 24 Channel Audio Mixing Console	177.27	17.73	195.00	177.27	17.73	195.00
<i>Amplifiers</i>						
Quest QA3004	36.36	3.64	40.00	36.36	3.64	40.00
Yamaha P4500	31.82	3.18	35.00	31.82	3.18	35.00
<i>Outboard</i>						
BSS Opal FCS-966	27.27	2.73	30.00	27.27	2.73	30.00
DBX 160A	27.27	2.73	30.00	27.27	2.73	30.00
Presonus ACP-88	27.27	2.73	30.00	27.27	2.73	30.00
CCA Dual 31 Band	27.27	2.73	30.00	27.27	2.73	30.00
DBX Driverack PA	27.27	2.73	30.00	27.27	2.73	30.00
TCM-One	27.27	2.73	30.00	27.27	2.73	30.00
TCD-Two	27.27	2.73	30.00	27.27	2.73	30.00
Behringer GEQ3102	18.18	1.82	20.00	18.18	1.82	20.00
Behringer CX-2310 X-Over	18.18	1.82	20.00	18.18	1.82	20.00
CD Player - Denon Dual	27.27	2.73	30.00	27.27	2.73	30.00
CD Player - American DJ	18.18	1.82	20.00	18.18	1.82	20.00
Direct Input (D.I.) Unit	9.09	0.91	10.00	9.09	0.91	10.00
<i>Speakers</i>						
1 pair JDL SF15 Speakers	45.45	4.55	50.00	45.45	4.55	50.00
1 pair JDL VS125HS Subs	54.55	5.45	60.00	54.55	5.45	60.00
1 pair Yamaha 12" Foldback Wedges	36.36	3.64	40.00	36.36	3.64	40.00
1 pair Quest QM12MP	54.55	5.45	60.00	54.55	5.45	60.00
<i>Cables</i>						
14/6 Multicore	27.27	2.73	30.00	27.27	2.73	30.00
20 Way Multicore with Split	45.45	4.55	50.00	45.45	4.55	50.00
Returns core (8 Way)	27.27	2.73	30.00	27.27	2.73	30.00
<u>Lighting - All Rates Per Day</u>						
Advanced Moving Light Console	181.82	18.18	200.00	181.82	18.18	200.00
Leviton 24 Channel console	45.45	4.55	50.00	45.45	4.55	50.00
Jands event 48/96 Channel console	45.45	4.55	50.00	45.45	4.55	50.00
12 Channel Dimmer	45.45	4.55	50.00	45.45	4.55	50.00
iColor 4	18.18	1.82	20.00	18.18	1.82	20.00
iColor 4 Controller	9.09	0.91	10.00	9.09	0.91	10.00

**TOWN OF PORT HEDLAND
FEES AND CHARGES
FOR THE YEAR ENDED 30 JUNE 2013**

FEES AND CHARGES	2011/12 Budget			2012/13 Budget		
	2011/12 Fee	GST	Total Fee (GST Incl)	2012/13 Fee	GST	Total Fee (GST Incl)
1200 Follow Spot	45.45	4.55	50.00	45.45	4.55	50.00
1.2K Profile (1200W)	9.09	0.91	10.00	9.09	0.91	10.00
1.2K Fresnel (1000W)	9.09	0.91	10.00	9.09	0.91	10.00
Par 56 (300W)	9.09	0.91	10.00	9.09	0.91	10.00
<u>Equipment - All Rates Per Day</u>						
Unique Hazer	77.27	7.73	85.00	77.27	7.73	85.00
Yamaha Grand Piano	109.09	10.91	120.00	109.09	10.91	120.00
Gaffa Tape - Per Roll	15.45	1.55	17.00	15.45	1.55	17.00
<u>Electrical - All Rates Per Day</u>						
3 Phase Extension Lead (20M)	13.64	1.36	15.00	13.64	1.36	15.00
Powerwise Disto (For audio only)	31.82	3.18	35.00	31.82	3.18	35.00
<u>Audio Packages - All Rates Per Day</u>						
Small PA System	109.09	10.91	120.00	109.09	10.91	120.00
-Behringer Desk						
-Yamaha Amp						
1 x Behringer GEQ3102						
2 x JBL SF15 Speakers						
2 x Mics						
Large PA System	227.27	22.73	250.00	227.27	22.73	250.00
-Choice of console						
-2 x JBL SF15 Speakers						
-2 x JBL VS125HS Subs						
-2 x Yamaha Foldback Speakers						
-3 x Yamaha Amps						
Microphones as required						
Signal Processors to suit						
(Other equipment by arrangement)						
Nexo Sound System Package - Need MDCC Tech	1,363.64	136.36	1,500.00	1,363.64	136.36	1,500.00
Choice of console						
-2x S1210 Speakers						
-2 x 1230 Speakers						
-2 x RCF Subs						
-6 x Quest QA3004 Amps						
-6 (3 Mirrored Pairs) x QM12MP Wedges						
-1 x SF15 + VS125HS Drum Fill Combo						
Microphones as required						
Outboards/Processors as required						
<u>Lighting Packages - All Rates Per Day</u>						
Moving Lights Package	454.55	45.45	500.00	454.55	45.45	500.00
-4 x 250 Mac Entour						
-Advanced Moving Light Console						
-Cables to suit						
Extra 250 Mac Entour	90.91	9.09	100.00	90.91	9.09	100.00
-Only with Moving Lights Package						
<i>Commercial Charges</i>						
<u>Audio - All rates per day</u>						
<i>Microphones</i>						
Microphones - SM57 and SM58	31.82	3.18	35.00	31.82	3.18	35.00
Microphones - e395 Vocal Microphone	40.91	4.09	45.00	40.91	4.09	45.00
Microphone Stand	13.64	1.36	15.00	13.64	1.36	15.00
Wireless Handheld Microphone	81.82	8.18	90.00	81.82	8.18	90.00
Drum Microphone Kit	81.82	8.18	90.00	81.82	8.18	90.00
<i>Consoles</i>						
Presonus Studiolive 16 Channel Digital	272.73	27.27	300.00	272.73	27.27	300.00

TOWN OF PORT HEDLAND
FEES AND CHARGES
FOR THE YEAR ENDED 30 JUNE 2013

FEES AND CHARGES	2011/12 Budget			2012/13 Budget		
	2011/12 Fee	GST	Total Fee (GST Incl)	2012/13 Fee	GST	Total Fee (GST Incl)
GL2200 24 Channel Audio Mixing Console	272.73	27.27	300.00	272.73	27.27	300.00
<i>Amplifiers</i>						
Quest QA3004	54.55	5.45	60.00	54.55	5.45	60.00
Yamaha P4500	45.45	4.55	50.00	45.45	4.55	50.00
<i>Outboard</i>						
BSS Opal FCS-966	40.91	4.09	45.00	40.91	4.09	45.00
DBX 160A	40.91	4.09	45.00	40.91	4.09	45.00
Presonus ACP-88	40.91	4.09	45.00	40.91	4.09	45.00
CCA Dual 31 Band	40.91	4.09	45.00	40.91	4.09	45.00
DBX Driverack PA	40.91	4.09	45.00	40.91	4.09	45.00
TCM-One	40.91	4.09	45.00	40.91	4.09	45.00
TCD-Two	40.91	4.09	45.00	40.91	4.09	45.00
Behringer GEQ3102	27.27	2.73	30.00	27.27	2.73	30.00
Behringer CX-2310 X-Over	27.27	2.73	30.00	27.27	2.73	30.00
CD Player - Denon Dual	40.91	4.09	45.00	40.91	4.09	45.00
CD Player - American DJ	27.27	2.73	30.00	27.27	2.73	30.00
Direct Input (D.I.) Unit	13.64	1.36	15.00	13.64	1.36	15.00
<i>Speakers</i>						
1 pair JDL SF15 Speakers	63.64	6.36	70.00	63.64	6.36	70.00
1 pair JDL VS125HS Subs	81.82	8.18	90.00	81.82	8.18	90.00
1 pair Yamaha 12" Foldback Wedges	54.55	5.45	60.00	54.55	5.45	60.00
1 pair Quest QM12MP	81.82	8.18	90.00	81.82	8.18	90.00
<i>Cables</i>						
14/6 Multicore	40.91	4.09	45.00	42.55	4.25	46.80
20 Way Multicore with Split	59.09	5.91	65.00	61.45	6.15	67.60
Returns core (8 Way)	40.91	4.09	45.00	42.55	4.25	46.80
<u>Lighting - All Rates Per Day</u>						
Advanced Moving Light Console	272.73	27.27	300.00	272.73	27.27	300.00
Leviton 24 Channel console	68.18	6.82	75.00	68.18	6.82	75.00
Jands event 48/96 Channel console	68.18	6.82	75.00	68.18	6.82	75.00
12 Channel Dimmer	68.18	6.82	75.00	68.18	6.82	75.00
iColor 4	31.82	3.18	35.00	31.82	3.18	35.00
iColor 4 Controller	13.64	1.36	15.00	13.64	1.36	15.00
1200 Follow Spot	68.18	6.82	75.00	68.18	6.82	75.00
1.2K Profile (1200W)	18.64	1.86	20.50	18.64	1.86	20.50
1.2K Fresnel (1000W)	18.64	1.86	20.50	18.64	1.86	20.50
Par 56 (300W)	18.64	1.86	20.50	18.64	1.86	20.50
<u>Equipment - All Rates Per Day</u>						
Unique Hazer	118.18	11.82	130.00	118.18	11.82	130.00
Yamaha Grand Piano	163.64	16.36	180.00	163.64	16.36	180.00
Gaffa Tape - Per Roll	15.45	1.55	17.00	15.45	1.55	17.00
<u>Electrical - All Rates Per Day</u>						
3 Phase Extension Lead (20M)	22.73	2.27	25.00	22.73	2.27	25.00
Powerwise Disto (For audio only)	45.45	4.55	50.00	45.45	4.55	50.00
<u>Audio Packages - All Rates Per Day</u>						
Small PA System -Behringer Desk -Yamaha Amp 1 x Behringer GEQ3102 2 x JBL SF15 Speakers 2 x Mics	227.27	22.73	250.00	227.27	22.73	250.00
Large PA System -Choice of console -2 x JBL SF15 Speakers	454.55	45.45	500.00	454.55	45.45	500.00

**TOWN OF PORT HEDLAND
FEES AND CHARGES
FOR THE YEAR ENDED 30 JUNE 2013**

FEES AND CHARGES	2011/12 Budget			2012/13 Budget		
	2011/12 Fee	GST	Total Fee (GST Incl)	2012/13 Fee	GST	Total Fee (GST Incl)
-2 x JBL VS125HS Subs -2 x Yamaha Foldback Speakers -3 x Yamaha Amps Microphones as required Signal Processors to suit (Other equipment by arrangement)						
Nexo Sound System Package - Need MDCC Tech Choice of console -2x S1210 Speakers -2 x 1230 Speakers -2 x RCF Subs -6 x Quest QA3004 Amps -6 (3 Mirrored Pairs) x QM12MP Wedges -1 x SF15 + VS125HS Drum Fill Combo Microphones as required Outboards/Processors as required	2,272.73	227.27	2,500.00	2,272.73	227.27	2,500.00
<u>Lighting Packages - All Rates Per Day</u> Moving Lights Package -4 x 250 Mac Entour -Advanced Moving Light Console -Cables to suit	727.27	72.73	800.00	727.27	72.73	800.00
Extra 250 Mac Entour -Only with Moving Lights Package	136.36	13.64	150.00	136.36	13.64	150.00
<u>Standard House Lighting Rig (Per Day)</u> 4 x Selecon Pacific Profiles (650W) (Warm and Cool Wash) 6 x Selecon Fesnells (1.2K) (Warm and Cool Wash)				490.91	49.09	540.00
JD HARDIE CENTRE Programs						
Level 1 eg Dodgeball, Skating				4.55	0.45	5.00
Level 2				5.45	0.55	6.00
Level 3				6.36	0.64	7.00
Level 4				7.27	0.73	8.00
Level 5				8.18	0.82	9.00
Level 6				9.09	0.91	10.00
Level 7				13.64	1.36	15.00
Level 8				18.18	1.82	20.00
25% discount for 1 or more siblings						
Birthday Party (up to 12 participants for 2 hours). Includes staff, venue hire, equipment & prizes.	272.73	27.27	300.00	272.73	27.27	300.00
Birthday Party (over 12 participants for 2 hours). Maximum 20. Includes staff, venue hire, equipment & prizes.	318.18	31.82	350.00	363.64	36.36	400.00
Introductory Program	Free		Free	Free		Free
Casual court use (not exclusive use) per child	1.82	0.18	2.00	1.82	0.18	2.00
Casual court use (not exclusive use) per adult	2.73	0.27	3.00	2.73	0.27	3.00
Equipment Hire						
Value < \$50 (some equipment exempt) per day	9.09	0.91	10.00	9.09	0.91	10.00
Value \$50 - \$200 (some equipment exempt) per day	27.27	2.73	30.00	27.27	2.73	30.00
Value > \$200 < \$1000 (some equipment exempt) / per day	77.27	7.73	85.00	77.27	7.73	85.00
Value > \$1000 (some equipment exempt) / 24 hours	204.55	20.45	225.00	204.55	20.45	225.00
Recording studio equipment per hour (Note: use must be supervised by a technician, and hourly rate of \$60 for the technician will also apply)				36.36	3.64	40.00

TOWN OF PORT HEDLAND
FEES AND CHARGES
FOR THE YEAR ENDED 30 JUNE 2013

FEES AND CHARGES	2011/12 Budget			2012/13 Budget		
	2011/12 Fee	GST	Total Fee (GST Incl)	2012/13 Fee	GST	Total Fee (GST Incl)
Facility Rental - Off Peak hours 9am -4pm during school term 10% discount off fees below						
Facility Rental - Opening Hours - Off Peak Commercial						
Stadium Hall – per hour	37.50	3.75	41.25	54.55	5.45	60.00
Stadium (1/2 size) per hour				36.36	3.64	40.00
Performing Arts Room – per hour	31.82	3.18	35.00	32.73	3.27	36.00
Conference Room (Commercial Rate) - per hour	29.55	2.95	32.50	30.91	3.09	34.00
Youth Lounge - per hour				40.91	4.09	45.00
Music Rehearsal Room - per hour				40.91	4.09	45.00
Art & Design Room - per hour				25.45	2.55	28.00
Music recording Room - per hour				22.73	2.27	25.00
Kitchen - per hour				25.45	2.55	28.00
Exclusive Use – per 12 hours - Staff Additional	429.09	42.91	472.00	446.36	44.64	491.00
Court Hire – No lights required (per hour per court)	9.09	0.91	10.00	11.82	1.18	13.00
Court Hire – Lights required (per hour per court)	15.45	1.55	17.00	20.00	2.00	22.00
Community (25% Discount from Commercial Rate)						
Stadium Hall – per hour	30.00	3.00	33.00	40.91	4.09	45.00
Stadium (1/2 size) per hour				30.91	3.09	34.00
Performing Arts Room – per hour	25.45	2.55	28.00	24.55	2.45	27.00
Meeting Room - per hour	23.64	2.36	26.00	23.64	2.36	26.00
Youth Lounge - per hour				Free		Free
Music Rehearsal Room - per hour				30.91	3.09	34.00
Art & Design Room - per hour				19.09	1.91	21.00
Music recording Room - per hour				16.36	1.64	18.00
Kitchen - per hour				19.09	1.91	21.00
Exclusive Use – per 12 hours - Staff Additional	429.09	42.91	472.00	331.36	33.14	364.50
Court Hire – No lights required (per hour per court)	9.09	0.91	10.00	8.86	0.89	9.75
Court Hire – Lights required (per hour per court)	15.45	1.55	17.00	15.00	1.50	16.50
Concessioin card holders 50% off Commercial Rates (groups or individuals or non-incorporated groups. Students, healthcare card holders etc)						
Stadium Hall – per hour	30.00	3.00	33.00	27.27	2.73	30.00
Stadium (1/2 size) per hour				18.18	1.82	20.00
Performing Arts Room – per hour	25.45	2.55	28.00	16.36	1.64	18.00
Meeting Room - per hour	23.64	2.36	26.00	15.45	1.55	17.00
Youth Lounge - per hour				Free		Free
Music Rehearsal Room - per hour				20.91	2.09	23.00
Art & Design Room - per hour				12.73	1.27	14.00
Music recording Room - per hour				10.91	1.09	12.00
Kitchen - per hour				12.73	1.27	14.00
Sound Technician for recording equipment etc				54.55	5.45	60.00
Facility Rental - Opening Hours - Education Dept. In accordance with Council agreement the Education Department will be charged 50% of the community rate for facilities hired during school hours.						
SPINIFEX SPREE						
Site fee - Food Stallholder				200.00	20.00	220.00
Site fee - Regular Stallholder				200.00	20.00	220.00
Site fee - Local Food Stallholder - 25% discount				150.00	15.00	165.00
Site fee - Local Regular Stallholder - 25% discount				150.00	15.00	165.00
Community and Not for Profit Groups				Free		Free
LIBRARY & INFORMATION SERVICES						
Printing / copying (A4) per page	0.27	0.03	0.30	0.27	0.03	0.30
Printing / copying (A3) per page	0.45	0.05	0.50	0.45	0.05	0.50
Photocopying from microfilm reader	0.27	0.03	0.30	0.27	0.03	0.30

TOWN OF PORT HEDLAND
FEES AND CHARGES
FOR THE YEAR ENDED 30 JUNE 2013

FEES AND CHARGES	2011/12 Budget			2012/13 Budget		
	2011/12 Fee	GST	Total Fee (GST Incl)	2012/13 Fee	GST	Total Fee (GST Incl)
Library Bags	3.36	0.34	3.70	3.45	0.35	3.80
Facsimile (maximum 5 pages including cover sheet)	2.91	0.29	3.20	3.00	0.30	3.30
Facsimile - International (First page)	5.00	0.50	5.50	5.00	0.50	5.50
Facsimile - International (per page after first)	2.00	0.20	2.20	2.00	0.20	2.20
Laminating (A4) per page	2.36	0.24	2.60	2.45	0.25	2.70
Laminating (A3) per page	3.27	0.33	3.60	3.36	0.34	3.70
Administration Fee for Lost / Damaged Items	11.18	1.12	12.30	11.64	1.16	12.80
Lost Membership Card Replacement	2.27	0.23	2.50	2.36	0.24	2.60
Late Book Return (per member items 2 weeks over due)	2.27	0.23	2.50	2.36	0.24	2.60
Colour Print A4 (Public PC)	0.91	0.09	1.00	0.91	0.09	1.00
Colour Print A3(Public PC)	1.82	0.18	2.00	1.82	0.18	2.00
Local Historical Collection Research - per hour (<i>commercial users only</i>)	22.36	2.24	24.60	23.27	2.33	25.60
Annual Book Club Membership Fee	18.18	1.82	20.00	18.91	1.89	20.80
Programs Workshops (External Facilitators):-						
- Adults	13.64	1.36	15.00	14.18	1.42	15.60
- Children	4.55	0.45	5.00	4.73	0.47	5.20
Invigilation of Examination (max 3 hours)				68.18	6.82	75.00
Community Bus (24 Seats)						
Bond (waiver at CEO discretion)			1,000.00			1,040.00
Hire per Day (or part there of)	48.18	4.82	53.00	50.09	5.01	55.10
Rate per kilometre (first 100km free)	0.27	0.03	0.30	0.27	0.03	0.30
ENVIRONMENTAL HEALTH						
Trading in Public Places						
Application Fee	50.00		50.00	52.00		52.00
1 Day Fee	50.00		50.00	52.00		52.00
1 week or part thereof	116.00		116.00	120.00		120.00
1 month or part thereof	231.00		231.00	240.00		240.00
1 year or part thereof	566.00		566.00	589.00		589.00
Lodging Houses						
Lodging House Registration (includes Motels)	200.00		200.00	200.00		200.00
Food Act 2008						
Notification Fee - high, medium & low risk	51.30		51.30	53.00		53.00
Notification Fee - Exempted Food Premises, Not for Profit & Community Groups			No Fee			No Fee
Registered Premises Assessment Fee						
High Risk (2 assessments per year)	410.00		410.00	426.00		426.00
Medium Risk (2 assessments per year)	410.00		410.00	426.00		426.00
Low Risk (1 assessment per year)	205.00		205.00	213.00		213.00
Very Low Risk			No Fee			No fee
Second & Subsequent Re-Assessment (fee per hour)	90.00		90.00	94.00		94.00
Transfer Fee	51.00		51.00	53.00		53.00
Application Fee - Construct & Establish a Food Premises (s110(3)) & Includes Notification Fee						
High Risk	282.00		282.00	293.00		293.00
Medium Risk	282.00		282.00	293.00		293.00
Low Risk	174.00		174.00	181.00		181.00
Supplementary Fees Based on Fee for Service (LG Act 1995 Part 6 Div 5 Sub 2)						
- first hour	181.00		181.00	188.00		188.00
- each hour thereafter	90.00		90.00	94.00		94.00
Assessing Lodging House Floor Plans						
Assessment of lodging house floor plans including site visit	115.45	11.55	127.00	120.00	12.00	132.00
Research Fee – Research required above normal service						
- first hour	164.55	16.45	181.00	170.91	17.09	188.00

**TOWN OF PORT HEDLAND
FEES AND CHARGES
FOR THE YEAR ENDED 30 JUNE 2013**

FEES AND CHARGES	2011/12 Budget			2012/13 Budget		
	2011/12 Fee	GST	Total Fee (GST Incl)	2012/13 Fee	GST	Total Fee (GST Incl)
- each hour thereafter	81.82	8.18	90.00	85.45	8.55	94.00
Holiday Chalets and Cabins per unit	16.36	1.64	18.00	17.27	1.73	19.00
Private Water/Food Sampling Requested for Analysis (Lab analysis not included, sample inspection only.)						
- first hour	164.55	16.45	181.00	170.91	17.09	188.00
- each hour thereafter	81.82	8.18	90.00	85.45	8.55	94.00
Temporary Accommodation Application Fee	159.09	15.91	175.00	165.45	16.55	182.00
Certificates						
Liquor Act Certification Section 39						
- first hour	164.55	16.45	181.00	170.91	17.09	188.00
- each hour thereafter	81.82	8.18	90.00	85.45	8.55	94.00
Gaming Act Certification Section 50 (1)						
- first hour	164.55	16.45	181.00	170.91	17.09	188.00
- each hour thereafter	81.82	8.18	90.00	85.45	8.55	94.00
Local Government Report Fee (Septic tank applications to Dept of Health)						
Local government report fee	100.00	10.00	110.00	102.73	10.27	113.00
Private Works						
Environmental Health Officer requested to do works (e.g. special sampling for other companies, including equipment)						
- first hour	164.55	16.45	181.00	170.91	17.09	188.00
- each hour thereafter	81.82	8.18	90.00	85.45	8.55	94.00
Asbestos Sampling						
Take asbestos sample and have analysed and supply report (does not include analysis costs)						
- first hour	164.55	16.45	181.00	260.00	26.00	286.00
- each hour thereafter	81.82	8.18	90.00	85.45	8.55	94.00
BUILDING SERVICES						
Building Licence						
<i>Building Licence Bonds</i>						
Kerbing (entire lot frontages) (per m)	41.00		41.00	42.60		42.60
Footpaths (includes dual use paths entire lot frontage) (per m2)	153.80		153.80	160.00		160.00
Priority Property Enquiry	250.00	25.00	275.00	340.91	34.09	375.00
Search Fee for each of property files for plans on existing buildings	150.00	15.00	165.00	209.09	20.91	230.00
Certificate of Building Compliance (includes 1 inspection)				2,000.00	200.00	2,200.00
Certificate of Construction Compliance				2,000.00	200.00	2,200.00
Inspection Service for Class 1 & 10 Buildings or Structures				500.00	50.00	550.00
Inspection Service for Class 2 to 9 Buildings or Structures				1,000.00	100.00	1,100.00
Amendments to an Existing Approval (Un-certified) (Charge is 50% of original Building Licence Application Fee with a minimum charge of \$90.00)				81.82	8.18	90.00
Amendments to an Existing Approval (Certified) (Charge is 50% of original Building Licence Application Fee with a minimum charge of \$90.00)				81.82	8.18	90.00
Sale of Plans	20.00	2.00	22.00	20.82	2.08	22.90
Professional Advice/Inspection Fees (hourly rate - minimum charge of 1 hour)	250.00	25.00	275.00	275.00	27.50	302.50
Certificate of Classification Inspection	150.00	15.00	165.00	156.00	15.60	171.60
Change of Builder after Building Licence has been issued	100.00	10.00	110.00	209.09	20.91	230.00
Copy of Home Indemnity Insurance Certificate	50.00	5.00	55.00	52.00	5.20	57.20
Certificate of Design Compliance						0.35% of construction value
Professional Services min of 1 hour charge				275.00	27.50	302.50
TOWN PLANNING						

TOWN OF PORT HEDLAND
FEES AND CHARGES
FOR THE YEAR ENDED 30 JUNE 2013

FEES AND CHARGES	2011/12 Budget			2012/13 Budget		
	2011/12 Fee	GST	Total Fee (GST Incl)	2012/13 Fee	GST	Total Fee (GST Incl)
Clearance of Planning related Conditions (Charge is per request)				281.82	28.18	310.00
Section 70A / Restrictive Covenant Request (Charge is per request)				281.82	28.18	310.00
Section 40 Certificate - Liquor License (Charge is per request)				125.45	12.55	138.00
Road and / or Pedestrian Accessway closure (Charge per request)				318.18	31.82	350.00
Application for Extension of Time (Charge per request)				181.82	18.18	200.00
Amended Development Application (Charge is 50% of original DA fee with a minimum charge of \$139.00)				138.18	13.82	152.00
Development Assessment Group (DAG)				227.27	22.73	250.00
Returning of incomplete applications				76.36	7.64	84.00
Subdivision reinspection fee				90.91	9.09	100.00
Where a developer has advised that subdivision works are complete, but are found on first inspection to be incomplete and a reinspection is required						
Fast track planning approval						Cost plus 50%
External Referrals						
0 - 9 letters				200.00	20.00	220.00
10 - 50 letters				300.00	30.00	330.00
51 - 500 letters				500.00	50.00	550.00
501 + letters				1,009.09	100.91	1,110.00
SCHEME AMENDMENTS & STRUCTURE PLANS						
Application Fees	6,869.27	686.93	7,556.20	6,869.27	686.93	7,556.20
Area Specific Plans				1,363.64	136.36	1,500.00
Advertising						
On-site	495.73	49.57	545.30	515.55	51.55	567.10
Newspaper	At Cost		At Cost	584.55	58.45	643.00
Copies of Scheme Text	25.09	2.51	27.60	26.09	2.61	28.70
ECONOMIC DEVELOPMENT						
Economic and Land Development Advice - incl. written, research, presentations etc (per hour)	65.27	6.53	71.80	67.91	6.79	74.70
Publications (excludes those where amount determined by other legislation)			At Cost plus 10%			At Cost plus 10%
RANGER SERVICES						
Dogs & Cats (GST Exempt)						
Seizure and impounding of a dog - Unregistered	105.00	-	105.00	109.00	-	109.00
Seizure and impounding of a dog – second or subsequent impoundment	105.00	-	105.00	109.00	-	109.00
Seizure and impounding of a dog (poundable)	66.00	-	66.00	69.00	-	69.00
Maintenance of dog in pound (pay per day or part thereof) – sustenance	16.00	-	16.00	17.00	-	17.00
Maintenance of cat/kitten in pound (pay per day or part thereof) – sustenance	6.00	-	6.00	7.00	-	7.00
Seizure and return of dog without impounding	66.00	-	66.00	69.00	-	69.00
Return of a dog impounded outside normal hours	44.00	-	44.00	46.00	-	46.00
Destruction of dog	28.00	-	28.00	29.00	-	29.00
Destruction of cat/kitten	11.00	-	11.00	12.00	-	12.00
Licence to keep an approved kennel	100.00	-	100.00	100.00	-	100.00
Renewal of a licence to keep an approved kennel	66.00	-	66.00	69.00	-	69.00
Deposit Dog Anti Barking Collar	106.00	-	106.00	110.00	-	110.00
Hire of Dog Anti Barking Collar – per fortnight	14.00	-	14.00	15.00	-	15.00
				-		
Impound Fees (GST Exempt)						
Impound Fees Chargeable by Ranger after 06:00am and before 18:00pm	180.00	-	180.00	180.00	-	180.00

TOWN OF PORT HEDLAND
FEES AND CHARGES
FOR THE YEAR ENDED 30 JUNE 2013

FEES AND CHARGES	2011/12 Budget			2012/13 Budget		
	2011/12 Fee	GST	Total Fee (GST Incl)	2012/13 Fee	GST	Total Fee (GST Incl)
Impound Fees Chargeable by Ranger after 18:00pm and before 06:00am	200.00	-	200.00	200.00	-	200.00
Poundage Fees for Cattle Impounded				-		
- first 24 hours	15.00	-	15.00	16.00	-	16.00
- each 24 hours or part thereafter	5.00	-	5.00	5.00	-	5.00
Sustenance for Cattle Impounded each 24 hours or part thereafter	5.00	-	5.00	5.00	-	5.00
Impound, Poundage, Sustenance fees for suckling animal under the age of 6 months running with its mother	Free		Free	Free		Free
Abandoned Vehicles						
Towing Charge	At Cost		At Cost	At Cost		At Cost
Storage of impounded vehicle (per month or part thereof)	60.00	6.00	66.00	62.73	6.27	69.00
Administrative Maintenance	24.55	2.45	27.00	25.45	2.55	28.00
Trespassing Livestock (GST Exempt)						
Trespass in enclosed growing crop of any kind, or enclosure from which the crop has not been removed or in an enclosed public cemetery or sanitary site						
- Entire horses, mares, geldings, bulls, oxen, steers, heifers, calves, asses, mules, or camels (per head)	200.00	-	200.00	200.00	-	200.00
- Pigs of any description (per head)	200.00	-	200.00	200.00	-	200.00
- Sheep of any description (per head)	180.00	-	180.00	180.00	-	180.00
- Goats (per head)	180.00	-	180.00	180.00	-	180.00
				-		
Trespass in an unenclosed paddock or meadow of grass or of stubble				-		
- Entire horses, mares, geldings, bulls, oxen, steers, heifers, calves, asses, mules, or camels (per head)	200.00	-	200.00	200.00	-	200.00
- Pigs of any description (per head)	200.00	-	200.00	200.00	-	200.00
- Sheep of any description (per head)	180.00	-	180.00	180.00	-	180.00
- Goats (per head)	180.00	-	180.00	180.00	-	180.00
				-		
Trespass in other enclosed land				-		
- Entire horses, mares, geldings, bulls, oxen, steers, heifers, calves, asses, mules, or camels (per head)	200.00	-	200.00	200.00	-	200.00
- Pigs of any description (per head)	200.00	-	200.00	200.00	-	200.00
- Sheep of any description (per head)	180.00	-	180.00	180.00	-	180.00
- Goats (per head)	180.00	-	180.00	180.00	-	180.00
				-		
Trespass in other unenclosed land				-		
- Entire horses, mares, geldings, bulls, oxen, steers, heifers, calves, asses, mules, or camels (per head)	200.00	-	200.00	200.00	-	200.00
- Pigs of any description (per head)	200.00	-	200.00	200.00	-	200.00
- Sheep of any description (per head)	180.00	-	180.00	180.00	-	180.00
- Goats (per head)	180.00	-	180.00	180.00	-	180.00
Traps						
Vermin Trap - Hire (per fortnight or part thereof)	11.82	1.18	13.00	12.73	1.27	14.00
- Deposit	110.00		110.00	110.00		110.00
Vermin Trap Replacement Fee	100.00	10.00	110.00	100.00	10.00	110.00
Dog Trap – Hire (per day)	24.55	2.45	27.00	25.45	2.55	28.00
- Bond	22.00		22.00	22.00		22.00
Dog Trap Replacement Fee	485.45	48.55	534.00	504.55	50.45	555.00
Dangerous Dog Collars and Signs			At Cost			At Cost
Shopping Trolleys						
Release of Impounded Shopping Trolleys	30.00	3.00	33.00	30.00	3.00	33.00
ENGINEERING SERVICES						
Engineering Private Works are not included						
Private Works (per hour)						

TOWN OF PORT HEDLAND
FEES AND CHARGES
FOR THE YEAR ENDED 30 JUNE 2013

FEES AND CHARGES	2011/12 Budget			2012/13 Budget		
	2011/12 Fee	GST	Total Fee (GST Incl)	2012/13 Fee	GST	Total Fee (GST Incl)
Administration Charge - all works	96.36	9.64	106.00	102.73	10.27	113.00
Plant Hire (per hour, minimum of 1 hour)						
Front end loader (Cat IT18F)	123.64	12.36	136.00	132.73	13.27	146.00
Front end loader (Furakawa FL35II)	110.00	11.00	121.00	117.27	11.73	129.00
Crawler loader	206.36	20.64	227.00	220.91	22.09	243.00
Tip truck - 10m3	139.09	13.91	153.00	149.09	14.91	164.00
6m3	102.73	10.27	113.00	110.00	11.00	121.00
Street sweeper (large)	164.55	16.45	181.00	176.36	17.64	194.00
Street sweeper (small - green machine)	114.55	11.45	126.00	122.73	12.27	135.00
Road maintenance truck (plus materials & extra labour)	123.64	12.36	136.00	132.73	13.27	146.00
Tractor and broom	123.64	12.36	136.00	132.73	13.27	146.00
Tractor and slasher	123.64	12.36	136.00	132.73	13.27	146.00
Tractor and Roller	139.09	13.91	153.00	149.09	14.91	164.00
Labour	55.45	5.55	61.00	59.09	5.91	65.00
Grader	178.18	17.82	196.00	190.91	19.09	210.00
Backhoe	125.45	12.55	138.00	134.55	13.45	148.00
Landfill Compactor Unit	252.73	25.27	278.00	270.00	27.00	297.00
Excavator	164.55	16.45	181.00	176.36	17.64	194.00
<i>Note: all plant hire will incur labour charges, plant will not be dry hired.</i>						
Design and Contract Services						
Tender Specification Documentation Deposit (when applied)	192.73	19.27	212.00	200.00	20.00	220.00
Unsealed Road Maintenance Contribution						
Road Train Users - this fee will be applicable when Council has approved road train access to an unsealed road conditional upon the users entering into a maintenance agreement with Council (per tonne/per kilometre or part thereof)	0.05	0.01	0.10	0.09	0.01	0.10
Private Works (per hour)						
Administration Charge - all works	99.00	9.90	108.90	105.91	10.59	116.50
Materials						
Water (ex standpipe) (per kilolitre)	2.36	0.24	2.60	2.55	0.25	2.80
NOTE: ** This charge is cost of handling charges only.						
Weighbridge Dockets						
Administration Fee to reprint weighbridge dockets (per docket)	11.00	1.10	12.10	11.00	1.10	12.10
Domestic Waste						
Domestic waste - private residents (per car load, trailer load, ute load, etc)	Free		Free	Free		Free
Cars, Utilities, trailers, 4WDs						
Domestic waste – commercial contractor (per tonne)	39.00	3.90	42.90	40.91	4.09	45.00
* Domestic waste – commercial contractor (per m3)	36.73	3.67	40.40	38.55	3.85	42.40
Green waste (sorted and ready to mulch) - private residents	Free		Free	Free		Free
Clean fill (tonne)	Free		Free	Free		Free
NOTE: * This charge to apply ONLY when weighbridge is not operational.						
Industrial Waste						
Trucks; Commercial & Industrial Waste						
* Industrial Waste (per m3)	36.73	3.67	40.40	38.55	3.85	42.40
Industrial Waste (tonne)	39.00	3.90	42.90	40.91	4.09	45.00
Building rubble, bricks, concrete, mangrove, etc (per tonne)	18.36	1.84	20.20	19.27	1.93	21.20
Scrap metal including whitegoods	12.18	1.22	13.40	12.82	1.28	14.10
Wood - clean pallets, structural timber, etc (tonne)	39.00	3.90	42.90	40.91	4.09	45.00
Clean fill (tonne)	Free		Free	Free		Free

TOWN OF PORT HEDLAND
FEES AND CHARGES
FOR THE YEAR ENDED 30 JUNE 2013

FEES AND CHARGES	2011/12 Budget			2012/13 Budget		
	2011/12 Fee	GST	Total Fee (GST Incl)	2012/13 Fee	GST	Total Fee (GST Incl)
Green waste (sorted and ready to mulch) - commercial contractors (per tonne)	Free		Free	Free		Free
Green Waste (contaminated) - (per tonne)	Free		Free	Free		Free
NOTE: * This charge to apply ONLY when weighbridge is not operational.						
Mulching						
Sale of End Product						
Mulch – self load (per m3)	51.27	5.13	56.40	53.82	5.38	59.20
Loading Only (Refer Private Works Plant Hire)						
Washdown Facility						
Per truck – only available to refuse trucks	16.45	1.65	18.10	17.27	1.73	19.00
NOTE: Drivers to operate unit.						
Vehicle Bodies						
Truck bodies and large equipment (must be cut up) (per tonne)	12.18	1.22	13.40	12.82	1.28	14.10
Car bodies – Domestic Disposal	Free		Free	Free		Free
Car bodies – Domestic Disposal (whole)	Free		Free	Free		Free
Car bodies – Domestic Disposal (cut up)	Free		Free	Free		Free
Car bodies – Commercial/Industrial (whole or cut up) (per tonne)	12.18	1.22	13.40	12.82	1.28	14.10
Trailers & boats (each)	12.18	1.22	13.40	12.82	1.28	14.10
200 litre drums (each)	7.36	0.74	8.10	7.73	0.77	8.50
Caravans (each)	73.27	7.33	80.60	76.91	7.69	84.60
Liquid Waste						
* Grease traps, waste water, effluent. (per litre)	0.09	0.01	0.10	0.09	0.01	0.10
NOTE: * This charge to apply ONLY when weighbridge is not operational.						
Grease traps, waste water, effluent, muddy water (per tonne)	47.73	4.77	52.50	50.09	5.01	55.10
Min	12.18	1.22	13.40	12.82	1.28	14.10
Tyres						
Passenger car size, motor bike	4.18	0.42	4.60	4.36	0.44	4.80
Light trucks.4WD type	6.09	0.61	6.70	6.36	0.64	7.00
Truck	12.18	1.22	13.40	12.82	1.28	14.10
Tractor-loader-floatation	30.64	3.06	33.70	32.18	3.22	35.40
Haulpak-dump truck	269.00	26.90	295.90	282.45	28.25	310.70
Tyres already shredded (per tonne or part thereof)	19.55	1.95	21.50	20.55	2.05	22.60
Tyres not shredded (per tonne or part thereof)	381.82	38.18	420.00	400.91	40.09	441.00
Hazardous Waste (Which is deemed acceptable)						
Burial fee (all hazardous loads will attract this fee, plus disposal charge)	55.55	5.55	61.10	58.36	5.84	64.20
Asbestos (fully sealed in plastic) (per m3)	39.00	3.90	42.90	40.91	4.09	45.00
SMF (Synthetic mineral fibre insulation) (fully sealed in plastic)(per tonne or part thereof)	39.00	3.90	42.90	40.91	4.09	45.00
Medical Waste	39.00	3.90	42.90	40.91	4.09	45.00
Contaminated Soils	39.00	3.90	42.90	40.91	4.09	45.00
Dead animals	39.00	3.90	42.90	40.91	4.09	45.00
Analysis of hazardous waste may be required before acceptance.						
Use of Weighbridge Only						
Weighing charge only (no disposals) (per ticket)	12.18	1.22	13.40	12.82	1.28	14.10
Developer Contributions Headwork Charges - Drainage (per m2)						

TOWN OF PORT HEDLAND
FEES AND CHARGES
FOR THE YEAR ENDED 30 JUNE 2013

FEES AND CHARGES	2011/12 Budget			2012/13 Budget		
	2011/12 Fee	GST	Total Fee (GST Incl)	2012/13 Fee	GST	Total Fee (GST Incl)
The following drainage headworks charges will apply to land development where storm water run-off is designed to discharge into Council's drainage system and is approved by the Council to discharge into same:						
Sale of monthly building licence print outs - pre stamped envelope to be provided (pa)						
Subdivision Supervision Fee (% of value)			0.01%			0.01%
<i>Development Bonds:</i>						
- Kerb - per linear metre			66.30	70.90		70.90
- Verge - per linear metre			1,605.00	1,717.40		1,717.40
- Footpaths - per square metre			166.00	177.60		177.60
- Crossovers - estimated cost that meet/exceeds minimum standard (to maximum \$350.00)			0.70	0.70		0.70
- Supervision fee						
- with CP Eng. (Contract sum)			2%			2%
- without CP ENG (contract sum)			3%			3%
- Maintenance Bonds - 12 months (min) (Contract sum)			5%			5%
- Other Bonds (Estimated Cost)						
- Road openings (estimated cost)						
- Road opening permit	62.27	6.23	68.50	66.64	6.66	73.30
Bonds will only be accepted in cash or bankers guarantee						
CEMETERY FEES						
<i>On application to hold a funeral, the following fees shall be payable in advance</i>						
Grave Site Digging						
<i>Digging grave to 1.8m deep – Adults</i>						
Weekdays	348.73	34.87	383.60	373.18	37.32	410.50
Saturdays	672.55	67.25	739.80	719.64	71.96	791.60
Sundays/Public Holidays	934.45	93.45	1,027.90	999.91	99.99	1,099.90
<i>Digging grave to 1.2m deep – child under 5 years</i>						
Weekdays	273.91	27.39	301.30	293.09	29.31	322.40
Saturdays	498.55	49.85	548.40	533.45	53.35	586.80
Sundays/Public Holidays	710.00	71.00	781.00	759.73	75.97	835.70
Issues of Grant of Right of Burial						
Certificate and Registration	30.82	3.08	33.90	33.00	3.30	36.30
Plot Fee						
Land for grave 2.75 x 1.5m where directed	43.36	4.34	47.70	46.36	4.64	51.00
Land for grave 2.75 x 3m where directed	74.82	7.48	82.30	80.09	8.01	88.10
Land for grave 2.75 x 1.5m selected by applicant	62.36	6.24	68.60	66.73	6.67	73.40
Land for grave 2.75 x 3m selected by applicant	99.82	9.98	109.80	106.82	10.68	117.50
<i>For Sinking Any Grave beyond 1.8m</i>						
For each additional 0.3m or part thereof	49.91	4.99	54.90	53.36	5.34	58.70
For re-opening any grave	224.00	22.40	246.40	239.64	23.96	263.60
For interment in or filling in of re-opened grave	99.82	9.98	109.80	106.82	10.68	117.50
For each interment without due notice under local law	311.27	31.13	342.40	333.09	33.31	366.40
Re-opening grave for exhumation	224.00	22.40	246.40	239.64	23.96	263.60
Re-interment after exhumation	187.09	18.71	205.80	200.18	20.02	220.20
Re-opening interment and re-interment on a Saturday, Sunday or Public Holiday – Extra per Service	280.73	28.07	308.80	300.36	30.04	330.40

TOWN OF PORT HEDLAND
FEES AND CHARGES
FOR THE YEAR ENDED 30 JUNE 2013

FEES AND CHARGES	2011/12 Budget			2012/13 Budget		
	2011/12 Fee	GST	Total Fee (GST Incl)	2012/13 Fee	GST	Total Fee (GST Incl)
<i>Miscellaneous</i>						
Late arrival of funeral procession at cemetery	93.27	9.33	102.60	99.82	9.98	109.80
Late arrival of funeral procession at grave site	93.27	9.33	102.60	99.82	9.98	109.80
One off Monumental Masons Licence	169.73	16.97	186.70	181.64	18.16	199.80
Monumental masons licence	169.73	16.97	186.70	181.64	18.16	199.80
Funeral directors licence	169.73	16.97	186.70	181.64	18.16	199.80
Single funeral permit	62.36	6.24	68.60	66.73	6.67	73.40
For permission to erect a headstone or monument	24.91	2.49	27.40	26.64	2.66	29.30
For permission to enclose grave with kerbing	24.91	2.49	27.40	26.64	2.66	29.30
Family grave – Placing of ashes	99.82	9.98	109.80	106.82	10.68	117.50
Memorial Plaques						
Plaque location reservation fee (future installations only)	52.27	5.23	57.50	55.91	5.59	61.50
Administration fee	52.27	5.23	57.50	55.91	5.59	61.50
Installation of plaques (per hr, min 1 hour charge)	52.27	5.23	57.50	55.91	5.59	61.50
Purchase of memorial plaque (per application, from)	242.73	24.27	267.00	259.73	25.97	285.70
PORT HEDLAND INTERNATIONAL AIRPORT						
Landing Fees						
All aircraft per 1000kgs MTOW or part thereof	19.82	1.98	21.80	20.39	2.04	22.43
Parking Fees						
Per Overnight – Main Apron applicable to all aircraft greater than 5,000 kgs MTOW per 1,000 kgs or part there of.	2.36	0.24	2.60	2.44	0.24	2.68
Passenger Service Charge (PSC)						
Applicable on services above 5,000kg as follows:						
Full fare – one way	19.55	1.95	21.50	20.11	2.01	22.12
Full fare – return	39.09	3.91	43.00	40.23	4.02	44.25
Half fare – one way	9.73	0.97	10.70	10.01	1.00	11.01
Half fare – return	19.55	1.95	21.50	20.11	2.01	22.12
Use of common user check-in facilities	1.17	0.12	1.29	1.21	0.12	1.33
Parking						
<i>Short Term Parking</i>						
0 - 30 minutes	Free		Free	Free		Free
30 minutes - 1 hour	1.82	0.18	2.00	1.82	0.18	2.00
Per hour thereafter	1.82	0.18	2.00	1.82	0.18	2.00
<i>Long Term Parking</i>						
Per day or part thereof	13.64	1.36	15.00	13.64	1.36	15.00
More than 7 days			10% Discount			10% Discount
<i>Damaged ticket fee (plus standard parking fee)</i>						
During Staffed Hours	9.09	0.91	10.00	9.09	0.91	10.00
After Hours	68.18	6.82	75.00	68.18	6.82	75.00
Business Pass Card	104.36	10.44	114.80	104.36	10.44	114.80
<i>Lost Ticket Fee</i>						
Upon assessment to determine if parking fees can be determined (\$120 maximum. No parking fees apply)	109.09	10.91	120.00	109.09	10.91	120.00
Advertising Rate - Trolleys						
Yearly Rate – Per Trolley	28.73	2.87	31.60	29.91	2.99	32.90
Billboard Signage Great Northern Highway, per annum	1,563.18	156.32	1,719.50	1,625.73	162.57	1,788.30
Incinerator						
Per half an hour or part thereof	60.73	6.07	66.80	63.18	6.32	69.50
Admin Charge	29.27	2.93	32.20	30.45	3.05	33.50

TOWN OF PORT HEDLAND
FEES AND CHARGES
FOR THE YEAR ENDED 30 JUNE 2013

FEES AND CHARGES	2011/12 Budget			2012/13 Budget		
	2011/12 Fee	GST	Total Fee (GST Incl)	2012/13 Fee	GST	Total Fee (GST Incl)
Quarantine (Aircraft only) \$10/kg + 25.55 per hr attendance (min 3 hrs), per kg	11.45	1.15	12.60	11.91	1.19	13.10
Aviation Security Identification Cards (ASIC) (initial application)	198.00	19.80	217.80	205.91	20.59	226.50
Reissue/Lost	187.55	18.75	206.30	195.09	19.51	214.60
Reprint for Damaged Card	51.82	5.18	57.00	53.64	5.36	59.00
Issue of Temporary Card	31.36	3.14	34.50	32.64	3.26	35.90
Hire of Airport Boardroom	36.73	3.67	40.40	38.18	3.82	42.00
Hire of Airport Boardroom per day (8 hrs)	229.55	22.95	252.50	229.55	22.95	252.50
Hire of Projector	343.91	34.39	378.30	357.64	35.76	393.40
EKA Key Replacement	114.55	11.45	126.00	119.09	11.91	131.00
Access Control System Bond	114.55	11.45	126.00	119.09	11.91	131.00
Hire of International Terminal Area per hour	57.27	5.73	63.00	60.00	6.00	66.00
Hire of Forklift per hour min 2 hrs	36.73	3.67	40.40	38.18	3.82	42.00
External Works (Non Council)	213.64	21.36	235.00	221.82	22.18	244.00
Internal Works (Non Airport Council Works)	178.00	17.80	195.80	185.09	18.51	203.60

TOWN OF PORT HEDLAND
BUDGET
FOR THE YEAR ENDED 30 JUNE 2013

Schedule 2

Function Number	Account Description	2011/12		2012/13
		Original Budget	Forecast Actual	Budget
	Operating Expenditure			
3	General Purpose Income	520,388	566,589	548,443
4	Governance	1,860,175	1,886,699	2,276,138
5	Law, Order & Public Safety	1,584,397	1,629,247	1,828,805
7	Health	568,993	596,756	770,493
8	Education & Welfare	4,298,694	2,323,073	1,522,816
9	Housing	900,554	962,079	4,093,889
10	Community Amenities	7,829,120	8,124,526	19,221,142
11	Recreation & Culture	14,091,070	15,057,231	22,251,031
12	Transport	10,127,502	11,495,967	13,273,528
13	Economic Services	1,822,093	2,001,241	3,273,708
14	Other Properties & Services	420,967	797,922	807,205
	Total Operating Expenditure	44,023,952	45,441,330	69,867,199
	Operating Revenue			
3	General Purpose Income	(19,851,886)	(19,792,191)	(26,715,059)
4	Governance	(179,260)	(59,398)	(49,260)
5	Law, Order & Public Safety	(837,658)	(392,049)	(254,879)
7	Health	(47,960)	(84,743)	(72,520)
8	Education & Welfare	(3,893,875)	(143,875)	(992,709)
9	Housing	(245,916)	(252,060)	(384,955)
10	Community Amenities	(8,264,429)	(8,227,620)	(13,170,701)
11	Recreation & Culture	(10,923,154)	(9,798,830)	(5,990,482)
12	Transport	(36,437,922)	(18,385,480)	(37,222,228)
13	Economic Services	(10,925,143)	(51,979,193)	(6,821,516)
14	Other Properties & Services	(275,330)	(1,147,364)	(572,347)
	Total Operating Revenue	(91,882,533)	(110,262,803)	(92,246,657)
	Operating Deficit/(Surplus)	(47,858,581)	(64,821,473)	(22,379,458)
	Non Operating Expenditure			
4	Governance	1,241,334	1,480,734	524,450
5	Law, Order & Public Safety	669,301	67,168	97,346
7	Health	5,000	5,000	11,000
8	Education & Welfare	9,185,736	5,389,837	4,624,137
9	Housing	1,723,508	594,790	1,797,449
10	Community Amenities	7,472,453	5,100,150	19,204,299
11	Recreation & Culture	31,755,266	32,129,508	19,998,394
12	Transport	43,439,502	60,611,142	59,819,356
13	Economic Services	9,276,298	50,291,487	5,082,830
14	Other Properties & Services	(0)	0	365,805
	Total Non Operating Expenditure	104,768,398	155,669,817	111,525,067
	Non Operating Revenue			
4	Governance	0	0	0
5	Law, Order & Public Safety	(27,001)	(27,001)	(28,746)
8	Education & Welfare	(8,093,200)	(2,950,000)	(4,360,200)
9	Housing	(1,095,000)	0	(1,095,000)
10	Community Amenities	(4,150,311)	(2,954,544)	(22,564,142)
11	Recreation & Culture	(21,964,035)	(26,587,317)	(15,232,789)
12	Transport	(10,818,807)	(50,166,305)	(27,339,981)
13	Economic Services	0	(197,023)	(1,500,000)
14	Other Properties & Services	0	0	0
	Total Non Operating Revenue	(46,148,354)	(82,882,190)	(72,120,857)
	Net Result	10,761,462	7,966,154	17,024,752
	Add Back Non Cash Items			
	Depreciation	(7,320,435)	(7,320,435)	(9,858,394)
	(Profit) / Loss on Sale	(65,200)	(65,200)	(18,400)
		(7,385,635)	(7,385,635)	(9,876,794)
	Surplus Carried Forward	(3,375,828)	(7,728,477)	(7,147,958)
	Surplus Brought Forward	(0)	(7,147,958)	(0)

TOWN OF PORT HEDLAND
BUDGET
FOR THE YEAR ENDED 30 JUNE 2013

General Purpose Income

Account Number	Account Description	2011/12		2012/43
		Original Budget	Forecast Actual	Budget
	Summary			
	Operating Expenditure			
	Rates Administration	520,388	566,589	548,443
	Total Operating Expenditure	520,388	566,589	548,443
	Operating Revenue			
	Rates Administration	(15,784,323)	(15,809,323)	(22,289,401)
	General Purpose Grant	(2,843,763)	(2,470,879)	(1,100,175)
	Finance & Borrowing	(1,223,800)	(1,511,989)	(3,325,483)
	Total Operating Revenue	(19,851,886)	(19,792,191)	(26,715,059)
	Total General Purpose Income	(19,331,498)	(19,225,602)	(26,166,616)
	<i>Rates Administration</i>			
	Operating Expenditure			
301201	Salaries	164,393	161,393	175,001
301211	Superannuation Guarantee Levy	14,795	14,525	15,630
301216	Workers Compensation Insurance	2,853	2,483	2,026
301241	Printing & Stationery	13,000	10,000	13,000
301259	Valuation & Search Fees	178,000	178,000	150,000
301260	Collection Fees	32,000	32,000	32,000
301276	Rates Written Off	0	37,000	5,000
301278	Rates Incentive Prize	45,000	43,286	15,000
301281	Rates Review	0	0	60,000
301299	Admin Costs Distributed	70,347	87,901	80,787
	Total Operating Expenditure	520,388	566,589	548,443
	Operating Revenue			
301301	Rates Levied GRV	(13,054,822)	(13,022,061)	(15,966,976)
301302	Rates Levied GRV Minimum	(690,000)	(782,000)	(550,160)
301303	Rates Levied UV	(1,009,640)	(1,017,739)	(1,269,262)
301304	Rates Levied UV Minimum	(349,000)	(317,000)	(318,240)
301305	Rates Interim Levies	(500,000)	(500,000)	(4,016,480)
301275	Rate Concessions	95,329	91,307	85,667
301306	Rates Legal Charges	(30,000)	(30,000)	(20,000)
301308	Late Payment Penalty	(117,990)	(85,000)	(90,000)
301309	Instalment Interest Charge	(50,000)	(60,000)	(60,000)
301310	Instalment Administration Fee	(45,000)	(50,000)	(50,000)
301314	Rate Incentive Donation	(10,000)	(11,000)	(7,750)

TOWN OF PORT HEDLAND
BUDGET
FOR THE YEAR ENDED 30 JUNE 2013

General Purpose Income

Account Number	Account Description	2011/12		2012/43
		Original Budget	Forecast Actual	Budget
301315	ESL - Administration Fee	(10,200)	(9,830)	(10,200)
301322	Search Fees GST	(13,000)	(16,000)	(16,000)
	Total Operating Revenue	(15,784,323)	(15,809,323)	(22,289,401)
	Total Rates Administration	(15,263,935)	(15,242,734)	(21,740,958)
	<i>General Purpose Grant</i>			
	Operating Revenue			
302390	Grants Commission	(2,222,816)	(1,678,114)	(820,853)
302391	Formula Local Road Grant	(620,947)	(792,765)	(279,322)
	Total Operating Revenue	(2,843,763)	(2,470,879)	(1,100,175)
	Total General Purpose Grants	(2,843,763)	(2,470,879)	(1,100,175)
	Finance & Borrowing			
	Operating Revenue			
304380	Interest on Investments Muni	(270,000)	(330,000)	(2,002,500)
304381	Interest on Investments Reserve	(953,800)	(1,181,989)	(986,000)
304382	Interest on Investments BHP Reserve	0	0	(336,983)
	Total Operating Revenue	(1,223,800)	(1,511,989)	(3,325,483)
	Total Finance & Borrowing	(1,223,800)	(1,511,989)	(3,325,483)

TOWN OF PORT HEDLAND
BUDGET
FOR THE YEAR ENDED 30 JUNE 2013

Governance

Account Number	Account Description	2011/12		2012/13
		Original Budget	Forecast Actual	Budget
	Summary			
	Operating Expenditure			
	Members	1,864,034	2,096,341	2,276,139
	Financial Services	16,251	(0)	0
	Information Services	(3,243,403)	(4,259,538)	(0)
	HR & Organisational Development	2,445,093	3,210,336	0
	Information Communications Technology	778,200	839,560	(0)
	Corporate Management	0	0	0
	Total Operating Expenditure	1,860,175	1,886,699	2,276,138
	Operating Revenue			
	Members	0	0	0
	Financial Services	(143,560)	(9,000)	(13,560)
	HR & Organisational Development	(31,000)	(47,198)	(31,000)
	Information Services	(4,700)	(3,200)	(4,700)
	Total Operating Revenue	(179,260)	(59,398)	(49,260)
	Non Operating Expenditure			
	Financial Services	78,884	78,884	61,950
	Information Communications Technology	1,110,000	1,349,400	404,000
	Information Services	52,450	52,450	58,500
	Total Non Operating Expenditure	1,241,334	1,480,734	524,450
	Non Operating Revenue			
	Corporate Management	0	0	0
	Total Non Operating Revenue	0	0	0
	Total Governance	2,922,250	3,308,036	2,751,329
	Members			
	Operating Expenditure			
401220	Conferences	140,000	140,000	140,000
401262	Chambers Maintenance	500	500	500
401270	Election Expenses	30,000	30,000	0
401271	Subscriptions	2,100	2,100	2,100
401272	WALGA Subscription	32,000	35,443	38,000
401275	Public Relations	200,000	254,000	220,000
401276	Mayoral Sitting Fees	14,000	14,000	14,000
401277	Mayoral Allowance	60,000	60,000	60,000

TOWN OF PORT HEDLAND
BUDGET
FOR THE YEAR ENDED 30 JUNE 2013

Governance

Account Number	Account Description	2011/12		2012/13
		Original Budget	Forecast Actual	Budget
401278	Councillors Meeting Fees	49,000	54,250	56,000
401279	Deputy Mayoral Allowance	15,000	15,000	15,000
401280	Refreshments/Receptions	65,000	65,000	65,000
401281	Business Of The Year Awards	4,000	4,736	5,000
401282	Insurance	1,650	1,284	830
401283	PRC Contribution	199,250	209,250	221,875
401288	Travelling Expenses	5,000	5,000	5,000
401289	Telecommunications Allowance	19,200	21,260	21,600
401291	Technology Expenses	8,000	8,750	8,000
401299	Admin Costs Distributed	1,019,334	1,175,768	1,403,234
	Total Operating Expenditure	1,864,034	2,096,341	2,276,139
	Total Members	1,864,034	2,096,341	2,276,139
	<i>Financial Services</i>			
	Operating Expenditure			
402201	Salaries	958,953	855,453	1,180,944
402211	Superannuation Guarantee Levy	86,306	76,991	117,265
402212	Superannuation	20,715	20,715	20,871
402215	Fringe Benefits Tax	10,319	10,319	12,461
402216	Workers Compensation Insurance	15,954	13,884	12,422
402217	Officers Liability Insurance	14,300	12,580	15,270
402236	Western Power Charges	31,500	41,500	46,480
402237	Water Corporation Charges	8,069	8,069	8,553
402243	Telephone-Administration	68,742	68,742	80,000
402246	Minor Office Equipment	1,500	1,500	1,500
402248	Bank Charges	25,000	29,000	28,000
402254	Other Minor Sundry Expenses	1,000	1,000	1,000
402256	Collection Fees - Sundry Drs	1,000	3,000	3,000
402257	Corporate Support	10,000	10,000	10,000
402262	Audit Fees And Expenses	50,000	82,598	50,000
402267	VEL001 - Fin Mgr Vehicle Operation	3,500	2,500	3,500
402269	Subscriptions	5,000	5,000	5,000
402273	Long Term Financial Plan	330,000	0	60,000
402290	Depreciation On Assets	228,159	228,159	357,683
402297	Loan Interest Payments	2,563	2,563	524
402299	Admin Costs Distributed	(1,856,328)	(1,473,573)	(2,014,472)
	Total Operating Expenditure	16,251	(0)	0
	Operating Revenue			
402338	Reimburse Vehicle	(1,560)	(700)	(1,560)

TOWN OF PORT HEDLAND
BUDGET
FOR THE YEAR ENDED 30 JUNE 2013

Governance

Account Number	Account Description	2011/12		2012/13
		Original Budget	Forecast Actual	Budget
402340	Other Sundry Minor Receipts	(12,000)	(8,300)	(12,000)
402342	Contributions	(130,000)	(0)	0
	Total Operating Revenue	(143,560)	(9,000)	(13,560)
	Non Operating Expenditure			
402498	Loan 104 & 108 Principal	36,784	36,784	19,150
402499	T/F To Leave Reserve	42,100	42,100	42,800
	Total Non Operating Expenditure	78,884	78,884	61,950
	Total Financial Services	(48,424)	69,884	48,390
	<i>HR & Organisational Development</i>			
	Operating Expenditure			
404201	Salaries	1,341,637	1,496,141	1,003,076
404211	Superannuation Guarantee Levy	120,747	133,842	108,367
404212	Contributory Superannuation	14,041	14,041	0
404213	Staff Uniforms H.R.	54,300	54,300	65,000
404215	Fringe Benefits Tax	12,132	12,132	8,737
404216	Workers Compensation Insurance	22,110	19,241	10,130
404260	HR MOD Vehicle Operation Gen	0	2,000	3,500
404270	VEL002 - MCS Vehicle Operation	3,500	12,000	3,500
404275	Organisational Development Programs	305,000	810,513	652,665
404276	Review Local Laws	0	0	30,000
404281	Occupational Safety & Health	30,000	30,000	30,000
404282	Organisational Training/Development	376,626	346,626	524,705
404284	Organisation Employee Expenses	5,000	69,500	30,000
404287	Advertising	110,000	110,000	110,000
404288	Relocation	50,000	100,000	60,000
404299	Admin Costs Distributed	0	0	(2,639,679)
	Total Operating Expenditure	2,445,093	3,210,336	0
	Operating Revenue			
402331	Reimburse Vehicle/Uniforms/Etc	(8,000)	(6,500)	(8,000)
404331	Training Fees Reimbursements	(10,000)	(4,518)	(10,000)
402335	Rebate - Advertising	(12,000)	(17,482)	(12,000)
402336	LGIS Reimbursement	0	(8,022)	0
404335	Reimbursements - Staff Relocation	(1,000)	(10,676)	(1,000)
	Total Operating Revenue	(31,000)	(47,198)	(31,000)
	Total Corporate Support	2,414,093	3,163,138	(31,000)

TOWN OF PORT HEDLAND
BUDGET
FOR THE YEAR ENDED 30 JUNE 2013

Governance

Account Number	Account Description	2011/12		2012/13
		Original Budget	Forecast Actual	Budget
	<i>Information Communication Technology</i>			
	Operating Expenditure			
405201	Salaries	0	0	529,031
405211	Superannuation Guarantee Levy	0	0	57,899
405215	Fringe Benefits Tax	0	0	4,368
405216	Workers Compensation Insurance	0	0	5,065
402244	Photocopier Lease	195,000	290,000	300,000
404273	Website Development	90,000	0	60,000
405243	Telstra Charges	9,200	9,200	10,000
405249	Corporate Software Licences	450,000	497,860	538,850
405250	Computer Support	27,000	34,000	40,000
405271	VEL003 - IT Vehicle Operation	3,500	2,500	3,500
405272	VEL054 - IT Coordinator Veh Op	3,500	3,500	3,500
405273	IT Admin Vehicle	0	1,000	3,500
405274	IT Manager Vehicle	0	1,500	3,500
405299	Admin Costs Distributed	0	0	(1,559,214)
	Total Operating Expenditure	778,200	839,560	(0)
	Non Operating Expenditure			
405422	Computer Hardware	94,400	99,400	159,000
405423	Computer Software	15,600	0	60,000
405424	IT Network Upgrade	1,000,000	1,250,000	185,000
	Total Non Operating Expenditure	1,110,000	1,349,400	404,000
	Total Information Communication Tech	1,888,200	2,188,960	404,000
	<i>Information Services</i>			
	Operating Expenditure			
407201	Salaries	0	0	898,649
407211	Superannuation Guarantee Levy	0	0	85,121
407215	Fringe Benefits Tax	0	0	8,737
407216	Workers Compensation Insurance	0	0	10,130
405275	Subscriptions	12,000	5,000	3,000
407241	Printing & Stationery	85,000	85,000	90,000

TOWN OF PORT HEDLAND
BUDGET
FOR THE YEAR ENDED 30 JUNE 2013

Governance

Account Number	Account Description	2011/12		2012/13
		Original Budget	Forecast Actual	Budget
407242	Postage	25,000	25,000	30,000
404280	Records Management	0	0	15,000
407270	VEL002 - MCS Vehicle Operation	0	0	12,000
407299	Admin Costs Distributed	(3,365,403)	(4,374,538)	(1,152,637)
	Total Operating Expenditure	(3,243,403)	(4,259,538)	(0)
	Operating Revenue			
402324	Charges - Sale Of C/L Products	(500)	(0)	(500)
404333	Printing Charges	(4,000)	(3,000)	(4,000)
402325	FOI Application and Fees	(200)	(200)	(200)
	Total Operating Revenue	(4,700)	(3,200)	(4,700)
	Non Operating Expenditure			
402422	Furniture and Equipment	52,450	52,450	58,500
	Total Non Operating Expenditure	52,450	52,450	58,500
	Total Information Services	(3,195,653)	(4,210,288)	53,800
	Corporate Management			
	Operating Expenditure			
406201	Salaries	1,422,585	1,532,559	1,988,615
406211	Superannuation Guarantee Levy	128,033	137,930	218,199
406212	Contributory Superannuation	9,539	9,539	15,226
406215	Fringe Benefits Tax	10,010	10,010	12,231
406216	Workers Compensation Insurance	18,244	15,877	14,181
406221	COR Staff Housing Gen	0	66,000	0
406280	Executive Training and Travel	78,000	100,000	100,000
406243	Telephone Charges	10,000	10,000	18,000
406261	Legal Expenses	55,000	55,000	80,000
406262	Management Support	50,000	50,000	50,000
406269	COR VEL- Marketing Manager Vehicle Operatio	0	4,500	14,100
406270	VEL005 - CEO Vehicle Operation	6,500	6,500	6,500
406271	VEL007 - DRS Vehicle Operation	6,500	6,500	6,500
406272	VEL006 - DES Vehicle Operation	6,500	6,500	6,500
406273	VEL048 - DCS Vehicle Operation	6,500	6,500	6,500
406274	VELxxx - DCS Vehicle Operation	6,500	6,500	6,500
406275	Subscriptions	500	50,500	500
406276	DCD Vehicle Operation	0	1,500	6,500
406299	Admin Costs Distributed	(1,814,411)	(2,075,915)	(2,550,053)
	Total Operating Expenditure	0	0	0
	Total Corporate Management	0	0	0

**TOWN OF PORT HEDLAND
BUDGET
FOR THE YEAR ENDED 30 JUNE 2013**

Law, Order & Public Safety

Account Number	Account Description	2011/12		2012/13
		Original Budget	Forecast Actual	Budget
	Summary			
	Operating Expenditure			
	Fire Prevention	8,750	27,600	27,980
	Animal Control	808,992	830,502	974,268
	Parking	6,500	13,500	11,000
	Other Public Safety	550,242	531,340	587,706
	SES/Emergency Management	209,913	226,306	227,852
	Total Operating Expenditure	1,584,397	1,629,247	1,828,805
	Operating Revenue			
	Fire Prevention	(1,000)	(1,360)	(1,000)
	Animal Control	(63,000)	(122,900)	(111,000)
	Other Public Safety	(645,000)	(120,000)	0
	Parking	(17,700)	(31,831)	(28,000)
	SES/Emergency Management	(110,958)	(115,958)	(114,879)
	Total Operating Revenue	(837,658)	(392,049)	(254,879)
	Non Operating Expenditure			
	Fire Prevention	0	0	20,000
	Animal Control	0	0	16,000
	Other Public Safety	625,000	26,867	0
	Parking	11,800	11,800	31,100
	SES/Emergency Management	32,501	28,501	30,246
	Total Non Operating Expenditure	669,301	67,168	97,346
	Non Operating Revenue			
	SES/Emergency Management	(27,001)	(27,001)	(28,746)
	Total Non Operating Revenue	(27,001)	(27,001)	(28,746)
	Total Law, Order & Public Safety	1,389,039	1,277,365	1,642,526
	Fire Prevention			
	Operating Expenditure			
501255	Fire Insurance	2,750	2,600	2,980
501257	Burning Programme	5,000	22,000	20,000
501264	Fire Fighting Equipment	1,000	3,000	5,000
	Total Operating Expenditure	8,750	27,600	27,980

**TOWN OF PORT HEDLAND
BUDGET
FOR THE YEAR ENDED 30 JUNE 2013**

Law, Order & Public Safety

Account Number	Account Description	2011/12		2012/13
		Original Budget	Forecast Actual	Budget
	Operating Revenue			
501324	Re-Coup Burning Expenses	(1,000)	(1,360)	(1,000)
	Total Operating Revenue	(1,000)	(1,360)	(1,000)
	Non Operating Expenditure			
501425	Plant & Equipment	0	0	20,000
	Total Non Operating Expenditure	0	0	20,000
	Total Fire Prevention	7,750	26,240	46,980
	<i>Animal Control</i>			
	Operating Expenditure			
502201	Salaries	521,324	510,324	641,086
502211	Superannuation Guarantee Levy	46,919	45,929	61,187
502212	Superannuation	0	10,000	1,600
502213	Uniforms	4,150	4,150	5,500
502215	Fringe Benefits Tax	5,479	5,479	6,116
502216	Workers Compensation Insurance	9,985	8,690	7,091
502230	Fines, Enforcements and Registrations	10,000	12,000	12,000
502241	Printing and Stationery	2,500	2,500	2,500
502242	Telstra Charges	3,000	3,000	3,000
502249	Advertising	3,000	3,000	3,000
502254	Minor Equipment	4,000	6,000	6,000
502255	Dog Bag Dispensers	300	312	350
502270	VEL009 - SR Vehicle Operation	7,500	10,500	7,500
502271	VEL010 - Ranger Vehicle Operation	6,000	4,000	6,000
502272	VEL045 - Vehicle Operation	6,000	7,000	6,000
502273	VEL046 - Vehicle Operation	6,000	7,000	6,000
502275	Ranger - Vehicle Operation	6,000	4,500	6,000
502276	Fox Trapping Activities	4,000	3,800	4,000
502277	Dog Discs	750	395	750
502278	Dog Poundage	14,500	12,500	12,000
502280	Firearm Expenses	0	110	300
502281	Animal Carcase Disposal	10,500	12,500	10,000
502282	Dog Sterilisation Program	5,000	3,000	5,000
502290	Depreciation On Assets	22,724	22,724	17,776
502299	Admin Costs Distributed	109,360	131,088	143,511
	Total Operating Expenditure	808,992	830,502	974,268

**TOWN OF PORT HEDLAND
BUDGET
FOR THE YEAR ENDED 30 JUNE 2013**

Law, Order & Public Safety

Account Number	Account Description	2011/12		2012/13
		Original Budget	Forecast Actual	Budget
	Operating Revenue			
502324	Dog Registration	(18,000)	(24,000)	(25,000)
502326	Dog Act-Fines & Penalties	(25,000)	(37,000)	(35,000)
502327	Vermin Trap Hire	(1,000)	(400)	(1,000)
502330	Fines, Enforcements and Registrations	(19,000)	(61,500)	(50,000)
	Total Operating Revenue	(63,000)	(122,900)	(111,000)
	Non Operating Expenditure			
502424	Dog Pound Construction	0	0	16,000
	Total Non Operating Expenditure	0	0	16,000
	Total Animal Control	745,992	707,602	879,268
	<i>Other Public Safety</i>			
	Operating Expenditure			
503160	Workers Compensation Insurance	1,426	1,241	1,439
503201	Salaries	85,244	75,244	118,571
503211	Superannuation	7,672	6,772	4,501
503215	Fringe Benefits Tax	783	783	1,242
503264	Community Safety Projects	13,000	13,000	13,000
503266	Security Guard Training	10,000	(0)	0
503270	CPTED Evaluation & Education Program	29,000	22,000	14,000
503271	Lease Vehicle	3,500	3,500	3,500
503272	CCTV Maintenance	184,867	184,867	194,110
503280	Community Safety Working Group Exp	1,200	1,200	1,200
503290	Depreciation On Assets	139,167	139,167	149,572
503299	Admin Costs Distributed	74,382	83,566	86,570
	Total Operating Expenditure	550,242	531,340	587,706
	Operating Revenue			
503340	Community Safety Contribution	(550,000)	0	0
503337	Grant - OCP	(95,000)	(20,000)	0
503338	Country Local Govt Fund-RFR	0	(100,000)	0
	Total Operating Revenue	(645,000)	(120,000)	0
	Non Operating Expenditure			
503498	Community Safety- CCTV	625,000	26,867	0
	Total Non Operating Expenditure	625,000	26,867	0
	Total Other Public Safety	530,242	438,207	587,706

**TOWN OF PORT HEDLAND
BUDGET
FOR THE YEAR ENDED 30 JUNE 2013**

Law, Order & Public Safety

Account Number	Account Description	2011/12		2012/13
		Original Budget	Forecast Actual	Budget
	<i>Parking</i>			
	Operating Expenditure			
503265	Vehicle Impounding Expenses	6,500	13,500	11,000
	Total Operating Expenditure	6,500	13,500	11,000
	Operating Revenue			
503331	Impounded Vehicle Charges	(2,700)	(5,500)	(5,000)
503332	Sale of Impounded Items	(5,000)	(10,131)	(8,000)
504324	Parking-Fines & Penalties	(10,000)	(16,200)	(15,000)
	Total Operating Revenue	(17,700)	(31,831)	(28,000)
	Non Operating Expenditure			
504499	T/F To Car Parking Reserve	11,800	11,800	31,100
	Total Non Operating Expenditure	11,800	11,800	31,100
	Total Parking	600	(6,531)	14,100
	<i>SES/Emergency Management</i>			
	Operating Expenditure			
505217	SES Operating Expenses	94,100	94,100	94,100
505218	Emergency Management	42,000	47,000	59,000
505231	Insurance	8,860	7,283	5,666
505290	Depreciation on Assets	19,719	19,719	20,409
505297	Loan Interest (SES Shed)	16,858	16,858	15,113
505299	Admin Costs Distributed	28,376	41,346	33,563
	Total Operating Expenditure	209,913	226,306	227,852
	Operating Revenue			
505317	FESA Levy Grant	(94,100)	(94,100)	(94,100)
505392	Insurance Emergency reimbursements	0	(5,000)	(5,666)
505320	Loan (L123) Interest Expense Reimbursed	(16,858)	(16,858)	(15,113)
	Total Operating Revenue	(110,958)	(115,958)	(114,879)
	Non Operating Expenditure			
505424	Hardstands for Generators	4,000	0	0
505498	Principal Repayment (SES Shed)	27,001	27,001	28,746
505499	T/F to SES Shed Reserve	1,500	1,500	1,500
	Total Non Operating Expenditure	32,501	28,501	30,246

**TOWN OF PORT HEDLAND
BUDGET
FOR THE YEAR ENDED 30 JUNE 2013**

Law, Order & Public Safety

Account Number	Account Description	2011/12		2012/13
		Original Budget	Forecast Actual	Budget
	Non Operating Revenue			
505398	Principal Repayment Loan 123	(27,001)	(27,001)	(28,746)
	Total Non Operating Revenue	(27,001)	(27,001)	(28,746)
	Total SES/Emergency Management	104,455	111,848	114,472

**TOWN OF PORT HEDLAND
BUDGET
FOR THE YEAR ENDED 30 JUNE 2013**

Health

Account Number	Account Description	2011/12		2012/13
		Original Budget	Forecast Actual	Budget
	Summary			
	Operating Expenditure			
	Maternal Infant Health	23,497	23,497	24,538
	Health Inspection & Admin	474,553	465,522	630,272
	Pest Control	19,079	30,329	48,962
	Aboriginal Health	6,864	6,864	6,721
	Environmental Health	45,000	70,545	60,000
	Total Operating Expenditure	568,993	596,756	770,493
	Operating Revenue			
	Health Inspection & Admin	(44,960)	(52,744)	(60,520)
	Pest Control	(3,000)	(6,454)	(2,000)
	Environmental Health	0	(25,545)	(10,000)
	Total Operating Revenue	(47,960)	(84,743)	(72,520)
	Non Operating Expenditure			
	Pest Control	5,000	5,000	11,000
	Total Non Operating Expenditure	5,000	5,000	11,000
	Total Health	526,033	517,014	708,973
	<i>Maternal Infant Health</i>			
	Operating Expenditure			
701290	Depreciation On Assets	23,497	23,497	24,538
	Total Operating Expenditure	23,497	23,497	24,538
	Total Maternal Infant Health	23,497	23,497	24,538
	<i>Health Inspections & Admin</i>			
	Operating Expenditure			
702201	Salaries	311,911	290,911	415,787
702211	Superannuation Guarantee Levy	28,072	26,182	46,865
702215	Fringe Benefits Tax	2,348	2,348	3,495
702216	Workers Compensation Insurance	4,279	3,724	4,052
702220	Staff Training	0	4,590	5,434
702241	Office Expenses/Stationery	0	351	300
702243	Telstra Charges	3,000	3,000	3,000

TOWN OF PORT HEDLAND
BUDGET
FOR THE YEAR ENDED 30 JUNE 2013

Health

Account Number	Account Description	2011/12		2012/13
		Original Budget	Forecast Actual	Budget
702245	Equipment & Protective Clothing	500	500	500
702254	Publications/Leg'N Updates	1,000	45	1,000
702262	Subscriptions	500	455	600
702270	VEL011 - EHO Vehicle Operation	3,500	6,000	4,000
702271	VEL012 - MEH Vehicle Operation	3,500	4,500	5,000
702275	VEH014 - 4WD M/Cycle Operation	1,000	435	1,000
702279	Compliance - Sample Testing	5,000	3,000	3,000
702280	Sampling Food	4,500	3,711	4,500
702281	Water Sampling	5,000	5,000	5,000
702289	Minor Equipment (was Calibration)	1,000	166	1,000
702290	Depreciation On Assets	35,292	35,292	32,899
702299	Admin Costs Distributed	64,151	75,312	92,840
	Total Operating Expenditure	474,553	465,522	630,272
	Operating Revenue			
702324	Licences - Eating House	(24,000)	(24,000)	(24,000)
702325	Licence - Trading/Public Place	(7,500)	(8,500)	(7,500)
702326	Licence-Lodging House	(3,400)	(3,400)	(3,400)
702328	Licences - Sewage Apparatus	(4,000)	(9,000)	(14,000)
702329	Licences - Caravan Parks	(4,000)	(4,000)	(8,000)
702330	Reimb. - Private Works	(500)	(784)	(500)
702332	Private Vehicle Use Reimbursements	(1,560)	(3,060)	(3,120)
	Total Operating Revenue	(44,960)	(52,744)	(60,520)
	Total Health Inspections & Admin	429,593	412,778	569,752
	Pest Control			
	Operating Expenditure			
703280	Fogger Adulticide Equipment Operation	4,000	4,000	8,000
703282	Mosquito Survey Supplies	500	750	750
703285	Larvicide Chemicals	12,000	22,500	15,000
703286	Mosquito Earthworks	0	0	18,000
703299	Admin Costs Distributed	2,579	3,079	7,212
	Total Operating Expenditure	19,079	30,329	48,962
	Operating Revenue			
703324	CLAG Reimbursements - Mosquito Control	(3,000)	(6,454)	(2,000)
	Total Operating Revenue	(3,000)	(6,454)	(2,000)

**TOWN OF PORT HEDLAND
BUDGET
FOR THE YEAR ENDED 30 JUNE 2013**

Health

Account Number	Account Description	2011/12		2012/13
		Original Budget	Forecast Actual	Budget
	Non Operating Expenditure			
703450	Plant & Equipment	5,000	5,000	11,000
	Total Non Operating Expenditure	5,000	5,000	11,000
	Total Pest Control	21,079	28,875	57,962
	<i>Aboriginal Health</i>			
	Operating Expenditure			
704280	Animal Control Program	3,000	3,000	3,000
704290	Depreciation on Assets	3,864	3,864	3,721
	Total Operating Expenditure	6,864	6,864	6,721
	Total Aboriginal Health	6,864	6,864	6,721
	<i>Environmental Health</i>			
	Operating Expenditure			
705280	Foreshore Rehabilitation	45,000	70,545	60,000
	Total Operating Expenditure	45,000	70,545	60,000
	Operating Revenue			
705330	Contributions - Foreshore Rehabilitation	0	(25,545)	(10,000)
	Total Operating Revenue	0	(25,545)	(10,000)
	Total Environmental Health	45,000	45,000	50,000

TOWN OF PORT HEDLAND
BUDGET
FOR THE YEAR ENDED 30 JUNE 2013

Education and Welfare

Account Number	Account Description	2011/12		2012/13
		Original Budget	Forecast Actual	Budget
	Summary			
	Operating Expenditure			
	Len Taplin Day Care	16,220	20,392	24,840
	Rose Nowers Day Care	4,710	5,985	8,220
	Pilbara Family Day Care	343	349	361
	Retirement Village	45,934	44,293	42,481
	Mirtanya Maya Hostel	6,077	6,077	5,830
	Aged Care	106,301	102,793	103,610
	Other Welfare	6,620	37,700	10,480
	Community Services and Development	3,832,181	1,867,736	996,046
	GP Housing	280,307	237,748	330,949
	Total Operating Expenditure	4,298,694	2,323,073	1,522,816
	Operating Revenue			
	Len Taplin Day Care	(2,000)	(2,000)	(2,120)
	Mirtanya Maya Hostel	(5,500)	(5,500)	(5,830)
	Aged Care	(36,375)	(36,375)	(50,759)
	GP Housing	(3,850,000)	(100,000)	(934,000)
	Total Operating Revenue	(3,893,875)	(143,875)	(992,709)
	Non Operating Expenditure			
	Len Taplin Day Care	40,000	40,000	30,000
	Aged Care	32,144	32,144	34,221
	GP Housing	9,113,592	5,317,693	4,559,916
	Total Non Operating Expenditure	9,185,736	5,389,837	4,624,137
	Non Operating Revenue			
	Community Services and Development	(2,750,000)	(750,000)	(517,000)
	GP Housing	(5,343,200)	(2,200,000)	(3,843,200)
	Total Non Operating Revenue	(8,093,200)	(2,950,000)	(4,360,200)
	Total Education & Welfare	1,497,355	4,619,036	794,044

TOWN OF PORT HEDLAND
BUDGET
FOR THE YEAR ENDED 30 JUNE 2013

Education and Welfare

Account Number	Account Description	2011/12		2012/13
		Original Budget	Forecast Actual	Budget
	<i>Len Taplin Day Care</i>			
	Operating Expenditure			
803231	Building Insurance	6,220	9,892	14,720
803232	Building Maintenance	8,000	8,500	8,000
803234	Water Corporation Charges	2,000	2,000	2,120
	Total Operating Expenditure	16,220	20,392	24,840
	Operating Revenue			
803331	Len Taplin Reimbursement	(2,000)	(2,000)	(2,120)
	Total Operating Revenue	(2,000)	(2,000)	(2,120)
	Non Operating Expenditure			
803401	Len Taplin Day Care Upgrades	40,000	40,000	30,000
	Total Non Operating Expenditure	40,000	40,000	30,000
	Total Len Taplin Day Care	54,220	58,392	52,720
	Rose Nowers Day Care			
	Operating Expenditure			
804231	Building Insurance	4,210	5,485	7,720
804234	Building Maintenance	500	500	500
804290	Depreciation On Assets	0	0	0
	Total Operating Expenditure	4,710	5,985	8,220
	Total Rose Nowers Day Care	4,710	5,985	8,220
	Pilbara Family Day Care			
	Operating Expenditure			
805290	Depreciation on Assets	297	297	307
805299	Admin Costs Distributed	46	52	53
	Total Operating Expenditure	343	349	361
	Total Pilbara Family Day Care	343	349	361

TOWN OF PORT HEDLAND
BUDGET
FOR THE YEAR ENDED 30 JUNE 2013

Education and Welfare

Account Number	Account Description	2011/12		2012/13
		Original Budget	Forecast Actual	Budget
	<i>Retirement Village</i>			
	Operating Expenditure			
807231	Building Insurance	5,170	3,529	2,280
807290	Depreciation On Assets	40,764	40,764	40,201
	Total Operating Expenditure	45,934	44,293	42,481
	Total Retirement Village	45,934	44,293	42,481
	<i>Mirtanya Maya Hostel</i>			
	Operating Expenditure			
808237	Water Corporation Charges	5,500	5,500	5,830
808290	Depreciation On Assets	577	577	0
	Total Operating Expenditure	6,077	6,077	5,830
	Operating Revenue			
808333	Mirtanya Maya Reimbursements	(5,500)	(5,500)	(5,830)
	Total Operating Revenue	(5,500)	(5,500)	(5,830)
	Total Mirtanya Maya Hostel	577	577	0
	<i>Aged Care</i>			
	Operating Expenditure			
809231	Building Insurance	14,690	11,182	11,450
809236	Water Corp & ESL Charges	28,375	28,375	30,000
809281	Telephone	3,000	3,000	3,500
809282	HACC Building/Garden Maintenance	5,000	5,000	5,000
809290	Depreciation On Assets	35,167	35,167	35,668
809297	Loans Interest Repayments	20,069	20,069	17,992
	Total Operating Expenditure	106,301	102,793	103,610
	Operating Revenue			
809332	HACC Lease	(36,375)	(36,375)	(50,759)
	Total Operating Revenue	(36,375)	(36,375)	(50,759)
	Non Operating Expenditure			
809498	Loan Principal Repayment	32,144	32,144	34,221
	Total Non Operating Expenditure	32,144	32,144	34,221
	Total Aged Care	102,070	98,562	87,072
	<i>Other Welfare</i>			

TOWN OF PORT HEDLAND
BUDGET
FOR THE YEAR ENDED 30 JUNE 2013

Education and Welfare

Account Number	Account Description	2011/12		2012/13
		Original Budget	Forecast Actual	Budget
	Operating Expenditure			
810231	Youth Involv Cncl - Insurance	6,620	7,700	10,480
810233	Rental Assistance Hedland Playgroup Assoc	0	30,000	0
	Total Operating Expenditure	6,620	37,700	10,480
	Total Other Welfare	6,620	37,700	10,480
	 <i>Community Services & Development</i>			
	Operating Expenditure			
813201	Salaries	305,493	305,493	405,034
813211	Superannuation Guarantee Levy	27,494	27,494	43,585
813215	Fringe Benefits Tax	2,739	2,739	3,495
813216	Workers Compensation Insurance	2,372	2,065	1,685
813273	Contribution to Small Business Centre	50,000	50,000	50,000
813274	Contributions to Community Groups	94,100	110,938	113,517
813275	Caravan Park & Backpackers Site Feasibility	500,000	300,000	200,000
813276	Golf & Turf Club Redevelopment & Co-Local	150,000	150,000	0
813277	South Hedland Strategy Execution	1,600,000	0	0
813278	Partnership Promotional Campaign	500,000	300,000	0
813279	Community Garden	15,000	30,000	0
813280	Men's Shed	15,000	15,000	0
813281	Golf & Turf Club Redevelopment & Co-Local	50,000	(0)	0
813282	DAIP	0	0	30,000
813290	Depreciation on Assets	1,943	1,943	2,011
813299	Admin Costs Distributed	518,039	572,063	146,719
	Total Operating Expenditure	3,832,181	1,867,736	996,046
	Non Operating Revenue			
813399	T/F from BHP Reserve	(2,750,000)	(750,000)	(517,000)
	Total Non Operating Revenue	(2,750,000)	(750,000)	(517,000)
	Total Community Services & Development	1,082,181	1,117,736	479,046
	 <i>GP Housing</i>			
	Operating Expenditure			
816234	Building Maintenance	0	0	14,000
816280	Management Fees	2,000	2,000	2,000

TOWN OF PORT HEDLAND
BUDGET
FOR THE YEAR ENDED 30 JUNE 2013

Education and Welfare

Account Number	Account Description	2011/12		2012/13
		Original Budget	Forecast Actual	Budget
816281	Rental Expenses	91,200	91,200	91,200
816282	Contributions Paid	100,000	100,000	100,000
816297	Loan Interest Payments	49,215	(0)	75,000
816299	Admin Costs Distributed	37,892	44,548	48,749
	Total Operating Expenditure	280,307	237,748	330,949
	Operating Revenue			
816380	Contributions Received - FMG	(100,000)	(100,000)	(100,000)
816381	Contributions Received - BHP	(2,250,000)	0	(750,000)
816382	Contributions Received - RDL	(1,500,000)	0	0
816383	Rental Income	0	0	(84,000)
	Total Operating Revenue	(3,850,000)	(100,000)	(934,000)
	Non Operating Expenditure			
816401	Housing Construction	1,500,000	700,000	1,500,000
816402	Housing Construction - RDL	1,500,000	350,000	1,150,000
816403	Housing Construction - BHP	2,250,000	422,893	1,827,107
816498	Loan Principal Repayments	18,792	(0)	44,509
816499	T/F to Reserve	3,844,800	3,844,800	38,300
	Total Non Operating Expenditure	9,113,592	5,317,693	4,559,916
	Non Operating Revenue			
816398	T/F from Loan Funds	(1,500,000)	(700,000)	(1,500,000)
816399	T/F from Reserve	(3,843,200)	(1,500,000)	(2,343,200)
	Total Non Operating Revenue	(5,343,200)	(2,200,000)	(3,843,200)
	Total GP Housing	200,699	3,255,441	113,665

TOWN OF PORT HEDLAND
BUDGET
FOR THE YEAR ENDED 30 JUNE 2013

Housing

Account Number	Account Description	2011/12		2012/13
		Original Budget	Forecast Actual	Budget
	Summary			
	Operating Expenditure			
	Staff Housing	900,554	962,079	4,093,889
	Total Operating Expenditure	900,554	962,079	4,093,889
	Operating Revenue			
	Staff Housing	(245,916)	(252,060)	(384,955)
	Total Operating Revenue	(245,916)	(252,060)	(384,955)
	Non Operating Expenditure			
	Staff Housing	1,723,508	594,790	1,797,449
	Total Non Operating Expenditure	1,723,508	594,790	1,797,449
	Non Operating Revenue			
	Staff Housing	(1,095,000)	0	(1,095,000)
	Total Non Operating Revenue	(1,095,000)	0	(1,095,000)
	Total Housing	1,283,146	1,304,809	4,411,382
	Staff Housing			
	Operating Expenditure			
404221	Staff Housing	0	10,800	2,529,171
901234	Unspecified Maintenance	40,000	37,500	40,000
901235	Staff Utilities	0	0	102,400
901241	1/52 Morgan Street	2,000	5,000	4,000
901242	2/52 Morgan Street	2,000	6,000	4,000
901243	3/52 Morgan Street	2,000	3,000	4,000
901244	4/52 Morgan Street	2,000	3,000	4,000
901245	5/52 Morgan Street	2,000	3,500	4,000
901246	6/52 Morgan Street	2,000	2,500	4,000
901247	7/52 Morgan Street	2,000	2,500	4,000
901248	8/52 Morgan Street	2,000	3,500	4,000
901251	Admin Costs Distributed	121,738	153,715	603,037
901256	115 Athol Street - Sch 11	4,500	4,500	5,500
901259	1 Craig Street - Sch 4	4,500	14,500	5,500
901260	18 Counihan Crescent - Sch 4	4,500	7,500	6,500
901263	1 Frisby Court - Sch 11	4,500	4,500	5,500
901264	14 Goode Street - Sch 7	4,500	7,000	6,500

TOWN OF PORT HEDLAND
BUDGET
FOR THE YEAR ENDED 30 JUNE 2013

Housing

Account Number	Account Description	2011/12		2012/13
		Original Budget	Forecast Actual	Budget
901265	29B Gratwick Street - Sch 14	4,500	15,000	5,500
901266	29A Gratwick Street - Sch 4	4,500	4,500	5,500
901267	4 Janice Way - Sch 4	4,500	2,300	5,500
901268	12 Janice Way - Sch 10	4,500	2,300	5,500
901269	1 Leake Street - Sch 11	4,500	3,000	5,500
901275	18 Logue Court - Sch 5	4,500	4,700	5,500
901277	57A Lukis Street - Sch 13	4,500	8,500	5,500
901278	57B Lukis Street - Sch 10	4,500	2,500	5,500
901279	11A McGregor Street - Sch 5	4,500	8,500	5,500
901280	11B McGregor Street - Sch 9	4,500	5,500	5,500
901281	3 Mitchie Crescent - Sch 3	4,500	6,000	5,500
901283	32 Mosely Street - Sch 14	4,500	7,000	6,500
901284	26 Robinson Street - Sch 4	4,500	3,500	5,500
901285	82 Sutherland Street - Sch 4	4,500	7,300	6,500
901286	85 Sutherland Street - Sch 4	4,500	18,000	6,500
901287	96 Sutherland Street - Sch 14	4,500	6,000	5,500
901288	8A Ashburton Court - Sch 4	4,500	4,500	5,500
901289	8B Ashburton Court - Sch 11	4,500	4,700	5,500
901290	Depreciation on Assets	293,563	293,563	348,915
901292	1/13 Wangara Crescent - Sch 7	4,500	3,500	5,500
901293	2/13 Wangara Crescent - Sch 8	4,500	4,000	5,500
901294	3/13 Wangara Crescent - Sch 11	4,500	3,500	5,500
901295	4B Kabbarli Loop - Sch 4	4,500	4,000	5,500
901296	14 Koolama Crescent - Sch 5	4,500	3,500	5,500
901297	Loan Interest Payments	303,253	267,201	279,366
	Total Operating Expenditure	900,554	962,079	4,093,889
	Operating Revenue			
901324	Housing Rent	(244,560)	(244,560)	(377,455)
901340	Contributions - Water	(856)	(7,000)	(7,000)
901341	Contributions - Electricity	(500)	(500)	(500)
	Total Operating Revenue	(245,916)	(252,060)	(384,955)
	Non Operating Expenditure			
901422	Catamore Cres Development	1,095,000	0	1,095,000
901415	Staff Housing Refurbishments	347,500	327,500	401,000
901498	Loans 74,76,96,106,107 Principal	281,008	267,290	301,449
	Total Non Operating Expenditure	1,723,508	594,790	1,797,449

**TOWN OF PORT HEDLAND
BUDGET
FOR THE YEAR ENDED 30 JUNE 2013**

Housing

Account Number	Account Description	2011/12		2012/13
		Original Budget	Forecast Actual	Budget
	Non Operating Revenue			
901396	Loan Funds	(1,095,000)	0	(1,095,000)
	Total Non Operating Revenue	(1,095,000)	0	(1,095,000)
	Total Staff Housing	1,283,146	1,304,809	4,411,382

TOWN OF PORT HEDLAND
BUDGET
FOR THE YEAR ENDED 30 JUNE 2013

Community Amenities

Account Number	Account Description	2011/12		2012/13
		Original Budget	Forecast Actual	Budget
	Summary			
	Operating Expenditure			
	Waste Management Business Unit	1,015,628	1,366,602	1,114,322
	Waste Collection Classic	513,558	518,861	470,950
	Waste Collection Premium	427,936	407,149	411,406
	Landfill Business Unit	1,642,078	1,916,561	1,631,321
	Sanitation Other	797,850	676,799	809,191
	Town Planning & Regional Development	3,179,801	2,960,021	2,414,600
	Other Community Amenities	55,402	55,402	12,107,525
	Port Hedland Cemetery	0	5,000	10,000
	South Hedland Cemetery	39,719	53,234	60,775
	Public Conveniences	157,147	164,898	191,052
	Total Operating Expenditure	7,829,120	8,124,526	19,221,142
	Operating Revenue			
	Waste Management Business Unit	0	0	(60,000)
	Waste Collection Classic	(1,235,715)	(1,320,000)	(1,410,900)
	Waste Collection Premium	(334,000)	(305,000)	(343,000)
	Landfill Business Unit	(4,144,544)	(3,880,787)	(4,873,800)
	Town Planning & Regional Development	(2,514,120)	(2,677,133)	(1,289,620)
	Other Community Amenities	(21,000)	(21,000)	(5,178,331)
	South Hedland Cemetery	(15,050)	(23,700)	(15,050)
	Total Operating Revenue	(8,264,429)	(8,227,620)	(13,170,701)
	Non Operating Expenditure			
	Waste Management Business Unit	19,500	69,735	108,409
	Waste Collection Classic	246,650	(404,426)	436,000
	Landfill Business Unit	3,421,303	2,789,386	3,492,479
	Town Planning & Regional Development	500,000	520,455	1,500
	Other Community Amenities	0	0	13,273,788
	Port Hedland Cemetery	3,285,000	2,125,000	1,887,123
	South Hedland Cemetery	0	0	5,000
	Total Non Operating Expenditure	7,472,453	5,100,150	19,204,299
	Non Operating Revenue			
	Waste Collection Classic	(653,580)	(332,808)	(727,187)
	Landfill Business Unit	(918,866)	(825,000)	(250,000)
	Sanitation	(797,865)	(676,736)	(809,191)
	Other Community Amenities	0	0	(20,145,641)

TOWN OF PORT HEDLAND
BUDGET
FOR THE YEAR ENDED 30 JUNE 2013

Community Amenities

Account Number	Account Description	2011/12		2012/13
		Original Budget	Forecast Actual	Budget
	Port Hedland Cemetery	(1,780,000)	(1,120,000)	(632,123)
	Total Non Operating Revenue	(4,150,311)	(2,954,544)	(22,564,142)
	Total Community Amenities	2,886,832	2,042,511	2,690,598
	<i>Waste Management Business Unit</i>			
	Operating Expenditure			
1011201	Waste Management & Recycling	30,000	30,786	30,000
1204280	Pre Cyclone Clean Up	100,000	88,059	100,000
1204284	Cyclone Response	25,000	630,317	100,000
1206281	Street Cleaning	303,188	170,000	318,347
1206289	Footpath Sweeping	170,000	60,000	170,000
1001290	Depreciation On Assets	387,440	387,440	395,975
	Total Operating Expenditure	1,015,628	1,366,602	1,114,322
	Operating Revenue			
1011393	Wandra funding	0	0	(60,000)
	Total Operating Revenue	0	0	(60,000)
	Non Operating Expenditure			
1011410	Waste Water Reuse Scheme	0	0	86,209
1011499	T/F to Waste Mgmt & Recycling Reserve	19,500	69,735	22,200
	Total Non Operating Expenditure	19,500	69,735	108,409
	Total Waste Management Business Unit	1,035,128	1,436,337	1,162,731
	<i>Waste Collection Classic</i>			
	Operating Expenditure			
1002201	Wages-Classic Collection	115,500	115,500	121,275
1002211	Classic-Superannuation Levy	10,395	10,395	10,915
1002212	Classic-Contributory Superannuation	3,500	3,500	3,500
1002213	Protective Clothing/Uniform	500	590	500
1002219	Insurance-Work.Comp/Inc.Prot.	470	366	240
1002221	Supervision - Engineering	10,370	10,370	10,370
1002270	VEH022 - Spare Truck	0	25,000	45,000
1002271	VEH008 - Garbage Truck	200,000	100,000	70,000
1002276	Classic Mobile Bin Repairs/Delivery	40,000	55,000	50,000
1002279	Replacement Mobile Garbage Bins	43,000	86,301	65,000
1002299	Admin Costs Distributed	89,823	111,839	94,150
	Total Operating Expenditure	513,558	518,861	470,950

TOWN OF PORT HEDLAND
BUDGET
FOR THE YEAR ENDED 30 JUNE 2013

Community Amenities

Account Number	Account Description	2011/12		2012/13
		Original Budget	Forecast Actual	Budget
	Operating Revenue			
1002323	Classic Collection Fee/Rate	(1,235,715)	(1,320,000)	(1,400,000)
1002398	Profit on Sale of Asset	0	0	(10,900)
	Total Operating Revenue	(1,235,715)	(1,320,000)	(1,410,900)
	Non Operating Expenditure			
1002430	Rubbish Collection Truck	210,000	225,000	430,000
1002499	T/F To Waste Collection Res	36,650	(629,426)	6,000
	Total Non Operating Expenditure	246,650	(404,426)	436,000
	Non Operating Revenue			
1002325	Trade In Value	0	0	(46,000)
1002388	T/F From Waste Collection Res	(653,580)	(332,808)	(681,187)
	Total Non Operating Revenue	(653,580)	(332,808)	(727,187)
	Total Waste Collection Classic	(1,129,087)	(1,538,373)	(1,231,137)
	<i>Waste Collection Premium</i>			
	Operating Expenditure			
1003201	Wages-Premium-Collection	215,250	208,000	218,400
1003211	Premium-Superannuation Levy	19,373	19,373	19,656
1003212	Premium-Contributory Superannuation	5,500	5,500	7,000
1003213	Protective Clothing/Uniform	1,000	884	1,200
1003219	Insurance-Work.Comp/Inc.Prot.	1,990	1,554	1,000
1003223	Supervision - Engineering	45,000	45,000	45,000
1003270	VEH013 - Iveco Garbage truck	50,000	15,000	25,000
1003299	Admin Costs Distributed	89,823	111,838	94,150
	Total Operating Expenditure	427,936	407,149	411,406
	Operating Revenue			
1003323	Premium Collection Fees	(323,000)	(285,000)	(323,000)
1003324	Charges-Replacement Bins	(11,000)	(20,000)	(20,000)
	Total Operating Revenue	(334,000)	(305,000)	(343,000)
	Total Waste Collection Premium	93,936	102,149	68,406
	<i>Landfill Business Unit</i>			
	Operating Expenditure			
1004201	Salaries	540,573	685,000	576,727
1004211	Business Unit-Super Guar Levy	48,652	64,769	51,905
1004212	Business Unit-Contrib Super	3,629	3,629	9,415

TOWN OF PORT HEDLAND
BUDGET
FOR THE YEAR ENDED 30 JUNE 2013

Community Amenities

Account Number	Account Description	2011/12		2012/13
		Original Budget	Forecast Actual	Budget
1004213	Protective Clothing/Uniform	6,000	4,597	6,000
1004215	Fringe Benefits Tax	5,479	5,479	6,116
1004216	Workers Compensation Insurance	9,985	8,690	7,091
1004220	Staff Training	0	0	0
1004225	Building Maintenance	5,000	17,000	15,000
1004226	Supervision & Tech Services	82,960	82,960	82,960
1004234	Washdown Bay Maintenance	5,000	15,000	10,000
1004235	Road, Ground, Litter Maintenance	30,000	80,000	80,000
1004236	Utility Charges	9,945	9,945	10,000
1004241	Office Expenses	9,000	20,000	15,000
1004245	Compaction Tests	3,000	3,000	3,000
1004268	Excavator	100,000	100,000	100,000
1004270	Mulcher Maintenance/Operations	200,000	(0)	0
1004271	VEH018 - Caterpillar Trackloader	0	0	20,000
1004272	VEL021 - Landfill Off.Vehicle Operation	15,000	60,000	45,000
1004274	VEH041 - Bomag Compactor	150,000	80,000	130,000
1004277	External Plant Hire	75,000	90,000	75,000
1004280	Monitoring & Licencing	20,000	15,243	25,000
1004281	Management & Business Plans	0	6,000	10,000
1004282	Weighbridge Op/Maint Costs	2,500	3,926	4,000
1004285	VEL013 - Waste Coordinator Vehicle	18,678	18,678	18,678
1004286	Development of Landfill Master Plan	0	30,000	0
1004287	Housing - Tip Supervisor	76,000	172,000	90,133
1004291	Loss on Sale of Asset	3,700	3,700	0
1004299	Admin Costs Distributed	221,978	336,946	240,296
	Total Operating Expenditure	1,642,078	1,916,561	1,631,321
	Operating Revenue			
1004324	Tyres	(200,000)	(245,000)	(280,000)
1004326	Washdown	(5,500)	(4,000)	(4,000)
1004328	General Tipping Fees	(1,527,257)	(1,770,000)	(2,000,000)
1004329	Hazardous Waste-Asbestos	(1,000,000)	(300,000)	(600,000)
1004330	Landfill Recycling Charges	(50,000)	(50,000)	(50,000)
1004331	Liquid Waste	(1,361,787)	(1,511,787)	(1,900,000)
1004970	Profit on Sale of Asset	0	0	(39,800)
	Total Operating Revenue	(4,144,544)	(3,880,787)	(4,873,800)

TOWN OF PORT HEDLAND
BUDGET
FOR THE YEAR ENDED 30 JUNE 2013

Community Amenities

Account Number	Account Description	2011/12		2012/13
		Original Budget	Forecast Actual	Budget
	Non Operating Expenditure			
1004441	Plant & Equipment	800,000	800,000	250,000
1004421	Master Plan - Stage 1	118,866	25,000	0
1004499	T/F To Landfill Site Dev Reserve	2,502,437	1,964,386	3,242,479
	Total Non Operating Expenditure	3,421,303	2,789,386	3,492,479
	Non Operating Revenue			
1004397	Trade In Value	(17,500)	(17,500)	(70,000)
1004388	T/F from Landfill Site Reserve	(901,366)	(807,500)	(180,000)
	Total Non Operating Revenue	(918,866)	(825,000)	(250,000)
	Total Landfill Business Unit	(29)	160	(0)
	<i>Sanitation Other</i>			
	Operating Expenditure			
1005278	Litter Collection	689,996	550,000	689,996
1005299	Admin Costs Distributed	107,854	126,799	119,195
	Total Operating Expenditure	797,850	676,799	809,191
	Non Operating Revenue			
1005880	T/F from Landfill Site Reserve	(797,865)	(676,736)	(809,191)
	Total Non Operating Revenue	(797,865)	(676,736)	(809,191)
	Total Sanitation Other	(15)	63	0
	<i>Town Planning & Regional Development</i>			
	Operating Expenditure			
1006201	Salaries	712,402	724,402	985,820
1006211	Superannuation Guarantee Levy	64,116	64,116	98,819
1006212	Superannuation	3,983	3,983	4,585
1006215	Fringe Benefits Tax	6,777	6,777	8,438
1006216	Workers Compensation Insurance	12,350	10,748	9,783
1006221	Staff Housing	117,000	59,000	0
1006241	Other Office Expenses	500	(0)	500
1006243	Telephone - Town Planning	7,000	7,000	2,500
1006244	Scheme Review	0	0	250,000
1006249	Advertising - Town Planning	25,000	45,000	45,000
1006252	Development Assessment Panel	20,000	5,000	20,000
1006256	Refund Of Planning Fees	10,000	35,000	10,000
1006261	Outsource Planning & Legal Expenses	150,000	150,000	150,000
1006262	Development Plans	0	0	280,000
1006264	Developer Contributions Policy	200,000	30,000	170,000
1006270	VEL023 - MTP Vehicle Operation	3,500	3,500	3,500

TOWN OF PORT HEDLAND
BUDGET
FOR THE YEAR ENDED 30 JUNE 2013

Community Amenities

Account Number	Account Description	2011/12		2012/13
		Original Budget	Forecast Actual	Budget
1006271	Senior Planner - Vehicle Operation	7,000	7,000	7,000
1006282	Growth Plan	1,400,000	1,313,452	0
1006290	Depreciation on Assets	10,325	10,325	12,980
1006299	Admin Costs Distributed	429,849	484,719	355,675
	Total Operating Expenditure	3,179,801	2,960,021	2,414,600
	Operating Revenue			
1006322	Strata Applications	(2,000)	(0)	(2,000)
1006324	Home Occupation Permits	(1,000)	(0)	(1,000)
1006325	Advertising - Fees, Reimbursements etc.	(16,000)	(46,000)	(40,000)
1006326	Town Planning Fees	(1,000,000)	(1,125,285)	(1,200,000)
1006332	Private Vehicle Use Reimb.	(3,120)	(3,120)	(3,120)
1006339	Grant / Contribution	(950,000)	(982,273)	0
1006341	Carparking Planning fees	(500,000)	(520,455)	(1,500)
1006342	Outsource Planning, Legal and Fine Revenue	(42,000)	(0)	(42,000)
	Total Operating Revenue	(2,514,120)	(2,677,133)	(1,289,620)
	Non Operating Expenditure			
1006404	T/F to Car Parking Reserve	500,000	520,455	1,500
	Total Non Operating Expenditure	500,000	520,455	1,500
	Total Town Planning & Regional Development	1,165,681	803,343	1,126,480
	Other Community Amenities			
	Operating Expenditure			
1007280	PUPP Underground Power Contributions	0	0	11,195,029
1007281	PUPP Billing Rebates - Small Business	0	0	25,947
1007282	PUPP Billing Rebates - Pensioner	0	0	3,334
1007283	PUPP Billing Rebates - Not for Profit Org.	0	0	6,861
1007284	PUPP Council Properties	0	0	269,636
1007285	Interest Underground Power Loan	0	0	549,377
1007290	Depreciation on Assets	55,402	55,402	57,341
	Total Operating Expenditure	55,402	55,402	12,107,525
	Operating Revenue			
1007352	PUPP Install and Penalty Interest	0	0	(549,377)
1007355	PUPP Billing Income	0	0	(4,628,954)
1007309	Supp Bill Install & Penalty Interest	(21,000)	(21,000)	0
	Total Operating Revenue	(21,000)	(21,000)	(5,178,331)

TOWN OF PORT HEDLAND
BUDGET
FOR THE YEAR ENDED 30 JUNE 2013

Community Amenities

Account Number	Account Description	2011/12		2012/13
		Original Budget	Forecast Actual	Budget
	Non Operating Expenditure			
1007499	Loan Principal Underground Power	0	0	2,078,759
1007491	T/f to Underground Power Reserve	0	0	11,195,029
	Total Non Operating Expenditure	0	0	13,273,788
	Non Operating Revenue			
1007397	Loan Underground Power	0	0	(6,871,853)
1007353	PUPP Principal Repayments	0	0	(2,078,759)
1007396	T/F From Underground Power Reserve	0	0	(11,195,029)
	Total Other Community Amenities	0	0	(20,145,641)
	<i>Port Hedland Cemetery</i>			
	Operating Expenditure			
1008280	Ground Maintenance-Ph Cemetery	0	5,000	10,000
	Total Operating Expenditure	0	5,000	10,000
	Non Operating Expenditure			
1009480	Pioneer Cemetery Upgrade	5,000	5,000	5,000
1009482	Cemetery Beach Park - BHP	1,380,000	1,000,000	352,123
1009483	Cemetery Beach Park	1,500,000	1,000,000	1,250,000
1009484	Pioneer Cemetery Upgrade - BHP	400,000	120,000	280,000
	Total Non Operating Expenditure	3,285,000	2,125,000	1,887,123
	Non Operating Revenue			
1009390	T/F from BHP Reserve	(1,780,000)	(1,120,000)	(632,123)
	Total Non Operating Revenue	(1,780,000)	(1,120,000)	(632,123)
	Total Port Hedland Cemetery	1,505,000	1,010,000	1,265,000
	<i>South Hedland Cemetery</i>			
	Operating Expenditure			
1009279	Grave Digging	14,000	15,000	20,000
1009280	Ground Maintenance - SH Cemetery	20,000	28,359	30,000
1009287	Memorial Plaque Install Expense	350	(0)	350
1009299	Admin Costs Distributed	5,369	9,874	10,425
	Total Operating Expenditure	39,719	53,234	60,775
	Operating Revenue			
1009324	Interment & Plots	(14,000)	(23,000)	(14,000)
1009327	Memorial Plaque Install Income	(350)	0	(350)
1009325	Funeral Director Licence	(700)	(700)	(700)
	Total Operating Revenue	(15,050)	(23,700)	(15,050)

TOWN OF PORT HEDLAND
BUDGET
FOR THE YEAR ENDED 30 JUNE 2013

Community Amenities

Account Number	Account Description	2011/12		2012/13
		Original Budget	Forecast Actual	Budget
	Non Operating Expenditure			
1009485	Equipment	0	0	5,000
	Total Non Operating Expenditure	0	0	5,000
	Total South Hedland Cemetery	24,669	29,533	50,725
	<i>Public Conveniences</i>			
	Operating Expenditure			
1010231	Building Insurance	5,760	4,653	6,080
1010232	Cleaning	92,280	92,280	120,000
1010233	Building Maintenance	30,000	36,000	30,000
1010236	Western Power Charges	2,899	1,399	1,567
1010237	Water Corporation Charges	4,964	4,964	5,262
1010299	Admin Costs Distributed	21,243	25,601	28,142
	Total Operating Expenditure	157,147	164,898	191,052
	Total Public Conveniences	157,147	164,898	191,052

TOWN OF PORT HEDLAND
BUDGET
FOR THE YEAR ENDED 30 JUNE 2013

Recreation & Culture

Account Number	Account Description	2011/12		2012/13
		Original Budget	Forecast Actual	Budget
	Summary			
	Operating Expenditure			
	Community and Event Services	1,544,806	1,206,361	2,849,856
	Courthouse / Community Arts	420,224	421,300	551,648
	Port Hedland Civic Centre	533,656	613,826	777,517
	Youth Services	135,198	113,815	151,375
	JD Hardie Centre	1,499,448	1,906,675	1,722,653
	Swimming Areas/Beaches	1,779,304	1,671,406	2,442,600
	Recreation Administration	1,629,959	1,354,950	4,090,720
	Port Hedland Sportsgrounds - Recreation	195,786	320,511	349,484
	South Hedland Sportsgrounds - Recreation	1,396,378	1,850,061	3,213,804
	Port & South Sportsgrounds - P&G	2,891,424	3,281,370	2,984,713
	Port Hedland Library	231,119	221,169	259,145
	South Hedland Library	738,655	704,919	1,351,957
	Matt Dann Cultural Centre	1,094,113	1,389,868	1,504,560
	Television/Radio Broadcasting	1,000	1,000	1,000
	Total Operating Expenditure	14,091,070	15,057,231	22,251,031
	Operating Revenue			
	Community and Event Services	(335,950)	(310,200)	(737,500)
	Courthouse / Community Arts	(31,000)	(31,000)	(31,000)
	Port Hedland Civic Centre	(20,000)	(20,000)	(15,000)
	Youth Services	(36,002)	(11,002)	(29,200)
	JD Hardie Centre	(447,000)	(1,171,231)	(427,285)
	Swimming Areas/Beaches	(4,243,680)	(2,710,035)	(1,943,408)
	Recreation Administration	(2,588,620)	(3,035,620)	(439,938)
	Port Hedland Sportsgrounds - Recreation	(39,900)	(132,900)	(34,000)
	South Hedland Sportsgrounds - Recreation	(2,188,605)	(1,206,845)	(106,215)
	Port & South Sportsgrounds - P&G	(652,600)	(802,600)	(1,652,600)
	Port Hedland Library	(4,800)	(4,550)	(4,650)
	South Hedland Library	(44,660)	(52,510)	(49,686)
	Matt Dann Cultural Centre	(290,337)	(310,337)	(520,000)
	Total Operating Revenue	(10,923,154)	(9,798,830)	(5,990,482)
	Non Operating Expenditure			
	Community and Event Services	3,000	0	3,000
	Courthouse / Community Arts	184,000	9,000	185,000
	Port Hedland Civic Centre	60,000	206,701	5,547,181
	Youth Services	4,000	4,000	30,000
	JD Hardie Centre	316,119	659,767	44,048
	Swimming Areas/Beaches	9,965,765	3,255,479	8,571,509
	Recreation Administration	10,001,857	17,285,786	284,522
	Port Hedland Sportsgrounds - Recreation	450,200	653,928	430,000

TOWN OF PORT HEDLAND
BUDGET
FOR THE YEAR ENDED 30 JUNE 2013

Recreation & Culture

Account Number	Account Description	2011/12		2012/13
		Original Budget	Forecast Actual	Budget
	South Hedland Sportsgrounds - Recreation	3,630,030	1,338,222	1,427,418
	Port & South Sportsgrounds - P&G	6,096,495	8,477,826	1,741,638
	Port Hedland Library	5,200	5,200	15,000
	South Hedland Library	1,030,600	225,600	1,206,078
	Matt Dann Cultural Centre	8,000	8,000	513,000
	Total Non Operating Expenditure	31,755,266	32,129,508	19,998,394
	Non Operating Revenue			
	Community and Event Services	0	(200,000)	(200,000)
	Courthouse / Community Arts	0	(184,000)	(185,000)
	Port Hedland Civic Centre	0	0	(5,000,000)
	JD Hardie Centre	(1,446,000)	(2,037,106)	(990,000)
	Swimming Areas/Beaches	(4,045,620)	(1,548,915)	(4,084,893)
	Recreation Administration	(9,519,000)	(16,208,265)	(1,080,000)
	Port Hedland Sportsgrounds - Recreation	(250,000)	(130,000)	(600,000)
	South Hedland Sportsgrounds - Recreation	(1,507,147)	(80,883)	(1,427,418)
	Port & South Sportsgrounds - P&G	(5,196,268)	(6,198,147)	(900,000)
	South Hedland Library	0	0	(380,478)
	Matt Dann Cultural Centre	0	0	(385,000)
	Total Non Operating Revenue	(21,964,035)	(26,587,317)	(15,232,789)
	Total Recreation & Culture	12,959,148	10,800,593	21,026,154
	<i>Community and Event Services</i>			
	Operating Expenditure			
811201	Salaries	138,085	168,085	141,318
811211	Superannuation Guarantee Levy	12,428	15,128	12,622
811212	Superannuation	4,287	4,287	0
811215	Fringe Benefits Tax	1,302	1,302	1,453
811216	Workers Compensation Insurance	4,993	4,345	4,052
811242	Telstra Charges	3,750	3,750	5,500
811249	Meetings-Advertising/Promotion	8,000	8,000	38,000
811256	Aboriginal Arts Centre	80,000	0	0
811258	High Profile Event	500,000	(0)	1,000,000
811259	High Profile Event - BHP	0	200,000	0
811260	High Profile Event - Atlas Iron	0	0	200,000
811262	High Profile Event - Events Corp	0	0	350,000
811270	VEL018 - MCED Vehicle Operation	3,500	3,500	3,500
811271	VEH005 - Community Bus Operation	2,000	2,000	2,000
811273	Community Pride Activities	125,581	105,581	220,950
811275	Community Leadership	0	0	0
811280	Community Events	426,623	429,623	426,623
811290	Depreciation On Assets	14,520	14,520	15,439

TOWN OF PORT HEDLAND
BUDGET
FOR THE YEAR ENDED 30 JUNE 2013

Recreation & Culture

Account Number	Account Description	2011/12		2012/13
		Original Budget	Forecast Actual	Budget
811295	Well Womens Centre-Insurance	10,910	9,316	8,610
811299	Admin Costs Distributed	208,829	236,925	419,789
	Total Operating Expenditure	1,544,806	1,206,361	2,849,856
	Operating Revenue			
811325	Community Bus Hire	(4,000)	(4,000)	(1,000)
811333	Contributions - BHP	(100,000)	(117,700)	(100,000)
811353	Donations/Sponsorship Community Pride	(231,950)	(188,500)	(636,500)
	Total Operating Revenue	(335,950)	(310,200)	(737,500)
	Non Operating Expenditure			
811420	Furniture and Equipment	3,000	0	3,000
	Total Non Operating Expenditure	3,000	0	3,000
	Non Operating Revenue			
811400	T/F from BHP Reserve	0	(200,000)	(200,000)
	Total Non Operating Revenue	0	(200,000)	(200,000)
	Total Community and Event Services	1,211,856	696,160	1,915,356
	<i>Courthouse/Community Arts</i>			
	Operating Expenditure			
812231	Building - Insurance	31,140	23,616	24,780
812234	Building - Maintenance	5,000	5,000	15,000
812236	Western Power Charges	11,000	11,000	12,320
812237	Water Corporation Charges	20,000	20,000	21,200
812285	Form Consultancy	280,000	280,000	380,000
812290	Depreciation on Assets	16,278	16,278	17,089
812299	Admin Costs Distributed	56,806	65,406	81,259
	Total Operating Expenditure	420,224	421,300	551,648
	Operating Revenue			
812332	Pacdac/ Recoup Courthouse Expenses	(31,000)	(31,000)	(31,000)
	Total Operating Revenue	(31,000)	(31,000)	(31,000)
	Non Operating Expenditure			
812411	Building Improvements	184,000	9,000	185,000
	Total Non Operating Expenditure	184,000	9,000	185,000
	Non Operating Revenue			
812398	T/F from Community Facilities Reserve	0	(184,000)	(185,000)
	Total Non Operating Revenue	0	(184,000)	(185,000)
	Total Courthouse / Community Arts	573,224	215,300	520,648

TOWN OF PORT HEDLAND
BUDGET
FOR THE YEAR ENDED 30 JUNE 2013

Recreation & Culture

Account Number	Account Description	2011/12		2012/13
		Original Budget	Forecast Actual	Budget
	<i>Port Hedland Civic Centre</i>			
	Operating Expenditure			
404272	Civic Centre Planning	20,110	13,975	0
1102213	Insurance	60,750	76,429	89,658
1102234	Building Maintenance	55,000	80,000	55,000
1102235	Building Cleaning	42,982	76,982	80,000
1102236	Western Power Charges	30,420	30,420	49,441
1102237	Water Corporation Charges	8,960	8,960	9,498
1102245	Equipment Maintenance	5,000	0	0
1102256	Refund of Hire Fees	2,000	2,000	1,000
1102290	Depreciation On Assets	239,012	239,012	253,391
1102297	Loan Interest Payments	0	0	125,000
1102299	Admin Costs Distributed	69,422	86,048	114,530
	Total Operating Expenditure	533,656	613,826	777,517
	Operating Revenue			
1102324	Hire Fees - Halls	(20,000)	(20,000)	(15,000)
	Total Operating Revenue	(20,000)	(20,000)	(15,000)
	Non Operating Expenditure			
406450	Building Improvements	35,000	35,000	0
404410	Civic Centre Aircon	0	167,212	0
1102416	Building Refurbishment	0	4,489	5,448,000
1102417	Civic Centre Park Upgrade	25,000	0	25,000
1102498	Loan Principal Payments	0	0	74,181
	Total Non Operating Expenditure	60,000	206,701	5,547,181
	Non Operating Revenue			
1102399	Civic Centre Loan	0	0	(5,000,000)
	Total Non Operating Revenue	0	0	(5,000,000)
	Total Port Hedland Civic Centre	573,656	800,527	1,309,699
	<i>Youth Services</i>			
	Operating Expenditure			
810235	Lawson Street Youth Centre	5,000	5,000	8,000
810236	Leadership Program	25,000	(0)	15,700
811268	Youth Events	15,300	15,300	15,300
1103231	Building Insurance	25,640	26,485	27,000
1103232	Building Maintenance	2,000	2,000	2,000
1103233	Andrew McLaughlin Community Centre - Main	0	0	10,000
1103236	Utility Charges	15,194	17,000	18,019
1103249	Advertising and Promotions	3,200	5,061	5,000
1103270	Minor Projects & Programs	8,000	8,000	9,800

TOWN OF PORT HEDLAND
BUDGET
FOR THE YEAR ENDED 30 JUNE 2013

Recreation & Culture

Account Number	Account Description	2011/12		2012/13
		Original Budget	Forecast Actual	Budget
1103290	Depreciation On Assets	17,588	17,588	18,257
1103299	Admin Costs Distributed	18,276	17,382	22,298
	Total Operating Expenditure	135,198	113,815	151,375
	Operating Revenue			
810350	Youth Involvement Council	(6,002)	(6,002)	(6,000)
811351	Youth Events Income	(5,000)	(5,000)	(23,200)
1103331	Reimbursements	(25,000)	0	0
	Total Operating Revenue	(36,002)	(11,002)	(29,200)
	Non Operating Expenditure			
810413	Lawson Street Youth Centre Refurb	0	0	30,000
1103410	Andrew McLaughlin Community Centre	4,000	4,000	0
	Total Non Operating Expenditure	4,000	4,000	30,000
	Total Youth Services	103,196	106,813	152,175
	<i>JD Hardie Centre</i>			
	Operating Expenditure			
1104201	Salaries	288,451	451,451	413,466
1104211	Superannuation Guarantee Levy	25,961	40,631	37,212
1104212	Super Council Contribution	4,643	4,643	4,055
1104215	Fringe Benefits Tax	0	0	4,776
1104216	Workers Compensation Insurance	4,936	4,296	5,538
809277	VEL051 Vehicle Operation	3,500	3,500	3,500
1104230	Vandalism Damage Costs	0	10,000	10,000
1104231	Building Insurance	65,500	60,189	72,270
1104232	Contract Cleaning	88,000	120,000	120,000
1104233	Ground Maintenance	18,000	18,000	20,000
1104234	Building Maintenance	10,000	50,000	40,000
1104236	Utility Charges	124,700	174,700	124,000
1104243	Telstra Charges	35,000	35,000	10,000
1104246	Minor Equipment	10,000	10,000	0
1104247	Security	6,000	6,000	8,000
1104248	Licencing	0	0	5,000
1104249	Advertising	14,400	14,400	15,000
1104254	Consumables	2,500	2,500	2,000
1104263	Kiosk Purchases	40,000	40,000	50,000
1104265	Tenancy Expenses	18,000	18,000	18,000
1104266	Umpire Payments	6,500	6,668	0
1104267	Recreation Programs	15,000	15,000	0
1104268	Project Communications & Media	0	17,710	0
1104269	Gym & Fitness	12,000	12,000	0
1104270	Workshop Programs	0	0	15,000

TOWN OF PORT HEDLAND
BUDGET
FOR THE YEAR ENDED 30 JUNE 2013

Recreation & Culture

Account Number	Account Description	2011/12		2012/13
		Original Budget	Forecast Actual	Budget
1104271	Holiday Program	0	0	10,000
1104273	Minor Events	0	0	10,000
1104290	Depreciation On Assets	315,227	315,227	379,533
1104297	Loan Interest Payments	188,433	188,433	91,553
1104299	Admin Costs Distributed	202,697	288,327	253,750
	Total Operating Expenditure	1,499,448	1,906,675	1,722,653
	Operating Revenue			
1104331	Reimbursements/sponsorship	(15,000)	(10,000)	(20,000)
1104332	Country Local Govt Fund-RFR	0	(700,000)	0
1104333	Reimbursement of Insurance Claims	0	(10,000)	0
1104350	Kiosk Sales	(62,000)	(62,000)	(65,000)
1104352	Casual Hire	(30,000)	(60,000)	(93,200)
1104353	Gym & Fitness	(65,000)	(180,000)	0
1104354	Term Programs	(9,000)	(35,000)	0
1104355	Sporting Competitions	(54,000)	(54,000)	0
1104357	Holiday Program	(40,000)	(35,231)	(24,000)
1104358	Birthday Parties	(3,000)	(5,000)	(8,750)
1104359	Tenancy Income	(169,000)	(20,000)	(72,975)
1104360	Recoup Costs	0	0	(37,360)
1104361	Kids Club	0	0	(27,000)
1104362	Afterschool	0	0	(24,000)
1104363	Trainee Grant	0	0	(30,000)
1104364	Other Grants	0	0	(25,000)
	Total Operating Revenue	(447,000)	(1,171,231)	(427,285)
	Non Operating Expenditure			
1104411	Facility Upgrade	0	343,648	0
1104420	Furniture and Equipment	237,800	237,800	0
1104499	Loan 75-Principal Rec Cntr	78,319	78,319	44,048
	Total Non Operating Expenditure	316,119	659,767	44,048
	Non Operating Revenue			
1104395	T/F from Community Facilities Reserve	0	(237,800)	0
1104396	T/F from Royalties for Regions Reserve	0	(353,306)	0
1104398	T/F from BHP Reserve	0	0	(990,000)
1104399	New Loan	(1,446,000)	(1,446,000)	0
	Total Non Operating Revenue	(1,446,000)	(2,037,106)	(990,000)
	Total JD Hardie Centre	(77,433)	(641,896)	349,416
	<i>Swimming Areas/Beaches</i>			
	Operating Expenditure			
1105279	Foreshore Parks Planning	100,000	100,000	0

TOWN OF PORT HEDLAND
BUDGET
FOR THE YEAR ENDED 30 JUNE 2013

Recreation & Culture

Account Number	Account Description	2011/12		2012/13
		Original Budget	Forecast Actual	Budget
1105280	Beach & Foreshore Maintenance	10,000	20,000	10,000
1105283	Town Boat Ramp Maintenance	6,900	6,900	8,000
1105288	SHAC Caretaker House Rental Reimbursement	0	73,000	0
1105290	Depreciation on Assets	1,227	1,227	1,269
1105298	Loan Interest	45,032	45,032	43,096
1105299	Admin Costs Distributed	240,528	61,615	359,799
1105234	Gratwick Maintenance	10,000	(0)	10,000
1105236	Gym Maintenance	6,900	(0)	6,900
1105255	Gratwick -YMCA Operations	485,000	485,000	746,487
1105257	Gratwick Aquatic Centre Utilities	100,699	100,699	101,015
1106231	Building - Insurance	20,130	11,767	28,590
1106238	Ground Maint	4,500	4,500	0
1106239	GAC Needs assessment	0	0	30,000
1106290	Depreciation On Assets	102,920	102,920	114,935
1106297	Loan Interest Repayments	44,424	44,424	38,018
1105235	SHAC Maintenance	10,000	23,000	10,000
1105260	SHAC - YMCA Operations	275,923	275,923	615,026
1105262	SHAC Aquatic Centre Utilities	114,204	114,204	182,207
1105287	Coastal Access and Managed Camping	93,800	93,800	0
1107231	Building - Insurance	36,680	40,558	53,390
1107238	Ground Maint	4,900	1,300	0
1107290	Depreciation On Assets	65,537	65,537	83,868
	Total Operating Expenditure	1,779,304	1,671,406	2,442,600
	Operating Revenue			
1105325	SHAC Aquatic Centre Reimbursement	(114,204)	(114,204)	(182,207)
1105339	Rental Income- SHAC House	0	(74,100)	(38,346)
1105354	Grant for Coastal Access & Managed Camping	(50,000)	0	0
1105398	Loan Interest Income	(45,032)	(45,032)	(43,096)
1105320	Gratwick Aquatic Centre Reimbursement	(100,699)	(100,699)	(101,015)
1106390	Government Grant	(3,000)	(3,000)	(18,000)
1107392	CSRF Grant - SHAC	(600,000)	0	(600,000)
1107393	Government Grant	(3,000)	(3,000)	(3,000)
1107394	Country Local Govt Fund-RFR	(807,745)	(0)	(807,745)
1107395	SHAC Upgrade - RFR	(2,520,000)	(2,370,000)	(150,000)
	Total Operating Revenue	(4,243,680)	(2,710,035)	(1,943,408)
	Non Operating Expenditure			
1105426	Turtle Boardwalk	40,000	105,000	19,465
1105498	Loan Principal	32,759	32,759	34,893
1105489	T/F to Reserve- Spoilbank development	23,600	23,600	24,200
1106415	Gratwick Lighting	0	17,697	0
1107430	SHAC Upgrade - BHP	4,012,861	1,516,157	4,050,000
1107431	SHAC Upgrade - RFR	3,600,000	1,000,000	2,600,000

TOWN OF PORT HEDLAND
BUDGET
FOR THE YEAR ENDED 30 JUNE 2013

Recreation & Culture

Account Number	Account Description	2011/12		2012/13
		Original Budget	Forecast Actual	Budget
1107433	SHAC Upgrade - CLGF	807,745	0	807,745
1107434	SHAC Upgrade	1,350,000	420,000	930,000
1111435	Stairway to the Moon Development	0	41,466	0
1106498	Loan 112 Principal	98,800	98,800	105,207
	Total Non Operating Expenditure	9,965,765	3,255,479	8,571,509
	Non Operating Revenue			
1105396	T/F from BHP Reserve	0	(3,296)	0
1105399	Loan Principal Income	(32,759)	(32,759)	(34,893)
1107399	T/F from BHP Reserve	(4,012,861)	(1,512,861)	(4,050,000)
	Total Non Operating Revenue	(4,045,620)	(1,548,915)	(4,084,893)
	Total Swimming Areas/Beaches	3,455,770	667,934	4,985,808
	Recreation Administration			
	Operating Expenditure			
1108201	Salaries	499,379	436,179	501,802
1108211	Superannuation Guarantee Levy	44,944	39,256	52,659
1108212	Superannuation	0	1,269	0
1108215	Fringe Benefits Tax	6,622	6,622	4,368
1108216	Workers Compensation Insurance	7,132	6,207	5,065
1108221	Staff Housing	0	945	0
1108243	Telstra Charges	3,500	3,500	4,500
1108249	Advertising and Promotions	12,000	12,000	15,000
1108254	Kidsport	0	0	60,000
1108255	MPRC Opening	0	0	25,000
1108257	Multi Purpose Recreation Centre Operating Co	250,000	233,162	843,106
1108258	Multi Purpose Utilities	0	0	140,250
1108263	Minor Events	12,000	39,000	49,340
1108264	Walk it Hedland	12,000	12,000	35,865
1108268	Project Communications & Media	0	17,782	33,000
1108270	VEL024 - MRS Vehicle Operation	7,000	7,000	25,838
1108275	Skate Park Mtce	30,000	15,000	30,000
1108276	Master Plans	0	0	244,000
1108283	Club Development	8,000	8,000	10,960
1108290	Depreciation on Assets	261,735	261,735	997,385
1108297	Interest Loans 119 &120	255,307	725	410,012
1108299	Admin Costs Distributed	220,340	254,569	602,570
	Total Operating Expenditure	1,629,959	1,354,950	4,090,720
	Operating Revenue			
1108321	Contributions	0	(420,000)	0
1108325	Oval User Fees	(13,500)	(13,500)	(20,268)
1108332	Private Vehicle Use Reimb.	(3,120)	(3,120)	(3,120)

TOWN OF PORT HEDLAND
BUDGET
FOR THE YEAR ENDED 30 JUNE 2013

Recreation & Culture

Account Number	Account Description	2011/12		2012/13
		Original Budget	Forecast Actual	Budget
1108333	Reimbursements - Rec Admin	(12,000)	(39,000)	(57,300)
1108334	Grant /Sponsorship - Walk it Hedland	0	0	(7,000)
1108347	Grant- Masterplan	0	0	(125,000)
1108349	Grant - Multi Purpose Rec Centre	(2,500,000)	(2,500,000)	0
1108350	Grant - Dept of Sport & Recreation	(60,000)	(60,000)	(15,000)
1108352	MPRC Utilities	0	0	(140,250)
1108353	Kidsport	0	0	(72,000)
	Total Operating Revenue	(2,588,620)	(3,035,620)	(439,938)
	Non Operating Expenditure			
1108416	Sports Facility Upgrade Program	0	0	50,000
1108420	Multi Purpose Recreation Centre - BHP	1,700,000	5,777,836	0
1108421	Multi Purpose Recreation Centre - RFR	0	2,343,745	0
1108422	Multi Purpose Recreation Centre - Civil Works	0	638,701	0
1108423	Multi Purpose Recreation Centre	8,194,000	8,015,603	0
1108424	Multi Purpose Recreation Centre Fit Out - BHI	0	500,000	0
1108498	Principal Loans 119 &120	107,857	9,901	234,522
	Total Non Operating Expenditure	10,001,857	17,285,786	284,522
	Non Operating Revenue			
1108393	T/F from Royalties for Regions Reserve	0	(2,111,429)	0
1108398	T/F from BHP Reserve	(1,700,000)	(6,277,836)	(1,080,000)
1108399	T/F from Loan Funds	(7,819,000)	(7,819,000)	0
	Total Non Operating Revenue	(9,519,000)	(16,208,265)	(1,080,000)
	Total Recreation Administration	(475,804)	(603,149)	2,855,303
	Port Hedland Sports Grounds - Recreation			
	Operating Expenditure			
1109231	Insurance	11,400	19,396	20,647
1109232	Cleaning Charges	32,000	(0)	6,000
1109233	Hire of Oval	0	9,700	6,435
1109236	PH Electricity Charges	53,118	53,118	45,777
1109237	PH Water Charges	0	0	28,711
1109238	Building Maintenance	32,000	148,000	35,000
1109241	Turf Club - Building Mtce	0	0	82,870
1109290	Depreciation On Assets	40,801	40,801	72,564
1109299	Admin Costs Distributed	26,467	49,496	51,480
	Total Operating Expenditure	195,786	320,511	349,484
	Operating Revenue			
1109324	Hire Sportsgrounds/Ovals	(31,000)	(12,000)	(20,000)
1109331	Reimbursement Of Utility Charges	(8,900)	(8,900)	(9,000)
1109334	CSRFF - Community Sport & Recreation Facili	0	(112,000)	0

TOWN OF PORT HEDLAND
BUDGET
FOR THE YEAR ENDED 30 JUNE 2013

Recreation & Culture

Account Number	Account Description	2011/12		2012/13
		Original Budget	Forecast Actual	Budget
1109336	Colin Matheson Club Rooms	0	0	(5,000)
	Total Operating Revenue	(39,900)	(132,900)	(34,000)
	Non Operating Expenditure			
1109450	Colin Matheson Oval Upgrade - BHP	250,000	602,006	250,000
1109455	Colin Matheson Clubrooms	20,000	30,722	0
1109457	Colin Matheson Oval Parking	180,000	21,000	159,000
1109500	Sporting Grounds Minor upgrades	0	(0)	20,000
1110499	T/F To Light Replacement Res	200	200	1,000
	Total Non Operating Expenditure	450,200	653,928	430,000
	Non Operating Revenue			
1109390	T/F from BHP Reserve	(250,000)	0	(250,000)
1109391	T/F from Community Facilities Reserve	0	(130,000)	(350,000)
	Total Non Operating Revenue	(250,000)	(130,000)	(600,000)
	Total Port Hedland Sports Grounds	356,086	711,539	145,484
	<i>South Hedland Sports Grounds - Recreation</i>			
	Operating Expenditure			
1110231	Insurance	13,330	19,232	22,866
1110236	SH Utility Charges (Lights)	39,312	39,312	39,312
1110237	Water Corporation Charges	0	0	660,300
1110238	Building Maintenance	20,000	53,000	25,000
1110239	Light Maintenance	40,000	40,000	50,000
1110290	Depreciation on Assets	11,755	11,755	62,067
1111236	SH Electricity Charges	250,000	650,000	50,653
1111269	Ph Golf Club (Utility Charges)	12,695	12,695	13,000
1111281	Interest on Loan - SH Bowling Club	16,715	(0)	12,500
1111290	Depreciation on Assets	778,315	778,315	1,742,413
1111297	Loan 111 + Loan 105 Interest Pay.	7	7	0
1111299	Admin Costs Distributed	154,969	186,465	473,399
1114290	Depreciation on Assets	59,281	59,281	62,294
	Total Operating Expenditure	1,396,378	1,850,061	3,213,804
	Operating Revenue			
1110324	Hire Sportsgrounds/Ovals	(19,500)	(2,000)	(3,000)
1110332	Lights-User Charges	(46,500)	(26,500)	0
1111333	Reimb - Utility Charges	(12,000)	(12,000)	(12,000)
1110338	Grants - Dept Sport & Rec	(75,000)	(62,000)	(62,000)
1110339	Contributions	0	(1,040,000)	0
1110393	Grant - Skate Park	(2,000,000)	0	0
1110400	Sponsorship	0	(45,455)	0
1111344	Country Local Govt Fund-RFR	(18,883)	(18,883)	0

TOWN OF PORT HEDLAND
BUDGET
FOR THE YEAR ENDED 30 JUNE 2013

Recreation & Culture

Account Number	Account Description	2011/12		2012/13
		Original Budget	Forecast Actual	Budget
1111394	Interest Loan - SH Bowling Club	(16,715)	0	(29,215)
1111399	Interest Loan 105,111	(7)	(7)	0
	Total Operating Revenue	(2,188,605)	(1,206,845)	(106,215)
	Non Operating Expenditure			
1110401	Faye Gladstone Netball Courts	104,000	523,455	0
1110402	Faye Gladstone Netball Courts - CLGF	18,883	18,883	0
1110403	South Hedland Skate Park - BHP	1,000,000	80,000	920,000
1110404	South Hedland Skate Park - RFR	1,500,000	0	0
1110405	South Hedland Skate Park	500,000	(0)	0
1110406	Light Token Machine	0	15,000	0
1110407	Marie Marland Oval Reserve	0	700,000	0
1111495	SS Loan - SH Bowling Club	500,000	(0)	500,000
1111496	Loan Principal - SH Bowling Club	6,264	(0)	7,418
1111498	Loan 111 -Principal Golf Club	883	883	0
	Total Non Operating Expenditure	3,630,030	1,338,222	1,427,418
	Non Operating Revenue			
1110398	T/F from BHP Reserve	(1,000,000)	(80,000)	(920,000)
1111393	New SS Loan - SH Bowling Club	(500,000)	0	(500,000)
1111395	Principal Loan - SH Bowling Club	(6,264)	0	(7,418)
1111398	Principal Loan 111 Golf Club	(883)	(883)	0
	Total Non Operating Revenue	(1,507,147)	(80,883)	(1,427,418)
	Total South Hedland Sports Grounds	1,330,656	1,900,555	3,107,589
	Port & South Sports Grounds - P&G			
	Operating Expenditure			
1109234	Ground Maintenance	213,000	575,000	450,000
1111231	Insurance	7,620	5,789	5,239
1110234	Ground Maintenance	133,900	100,000	133,900
1111239	Marquee Park Operational Costs	300,000	300,000	300,000
1111267	Project Communications & Media	0	32,303	0
1110277	Effluent Pump Facilities	50,000	60,000	60,000
1110278	Sportsground Surface Repairs	43,260	37,440	43,260
1111271	South Hedland Bowling Club	100,000	169,563	0
1111275	P.H. Gardens Maintenance	360,500	360,500	360,500
1111277	Gardening Minor Tools	10,000	10,000	10,000
1111278	Reticulation Operations	200,000	220,000	220,000
1111279	School Oval Mowing	150,000	150,000	150,000
1111280	St Cecelias School Mowing	500	1,000	500
1111282	Native Plant Nursery	70,000	30,000	30,000
1111283	S H Gardens Maintenance	300,000	420,000	315,000
1111284	Playground Equipment Maint.	15,000	17,700	20,000

TOWN OF PORT HEDLAND
BUDGET
FOR THE YEAR ENDED 30 JUNE 2013

Recreation & Culture

Account Number	Account Description	2011/12		2012/13
		Original Budget	Forecast Actual	Budget
1111285	Graffiti Removal	60,000	30,000	50,000
1111289	Weed & Pest Control	115,000	100,000	115,000
1111298	Interest on Loan - Marquee Park	337,983	50,390	281,660
1115299	Admin Costs Distributed	424,661	611,685	439,653
	Total Operating Expenditure	2,891,424	3,281,370	2,984,713
	Operating Revenue			
1111331	Country Local Govt Fund - RFR	0	0	0
1111334	Reimb - Ph School Ovals Mowing	(2,600)	(2,600)	(2,600)
1111335	Reimb - Sh Schools Oval Mowing	(150,000)	(150,000)	(150,000)
1111340	Grant - DLGRD	(500,000)	(500,000)	0
1111353	Grant - Parks Upgrade	0	(150,000)	0
1111354	FMG Cafe Contribution	0	0	(1,500,000)
	Total Operating Revenue	(652,600)	(802,600)	(1,652,600)
	Non Operating Expenditure			
1111402	Marquee Park Development - RFR	458,268	690,584	0
1111405	Marquee Park Development - BHP	0	700,000	0
1111406	Cafe	0	0	1,500,000
1111446	Playground Equipment	50,000	(0)	0
1111447	Building Upgrades	0	0	50,000
1111449	Park Upgrades	1,500,000	750,000	0
1111439	Marquee Park Development	3,953,000	6,220,429	0
1111450	Turf Club Grandstand	0	94,591	37,870
1111497	Loan Principal - Marquee Park	135,227	22,222	153,768
	Total Non Operating Expenditure	6,096,495	8,477,826	1,741,638
	Non Operating Revenue			
1111390	T/F from BHP Reserve	(100,000)	(869,563)	(900,000)
1108397	T/F From Newcrest Reserve	(200,000)	(200,000)	0
1111396	New Loan	(4,438,000)	(4,438,000)	0
1111392	T/F from Royalties for Regions Reserve	(458,268)	(690,584)	0
	Total Non Operating Revenue	(5,196,268)	(6,198,147)	(900,000)
	Total Port & South Sportsgrounds - P&G	3,139,051	4,758,449	2,173,751
	Port Hedland Library			
	Operating Expenditure			
1116201	Salaries	127,971	107,971	137,048
1116211	Superannuation Guarantee Levy	11,517	9,717	12,412
1116212	Superannuation - Contributory	526	526	1,290
1116216	Workers Compensation Insurance	2,478	2,156	1,759
1116231	Building-Insurance	1,650	5,119	8,630

TOWN OF PORT HEDLAND
BUDGET
FOR THE YEAR ENDED 30 JUNE 2013

Recreation & Culture

Account Number	Account Description	2011/12		2012/13
		Original Budget	Forecast Actual	Budget
1116233	Building Cleaning & Materials	21,720	25,763	23,862
1116234	Building-Maintenance	1,700	8,000	9,000
1116235	Ground-Maintenance-Ph Library	1,800	1,800	1,800
1116236	Western Power Charges	4,908	4,908	7,026
1116237	Water Corporation Charges	9,722	5,000	2,120
1116243	Telstra Charges	1,000	1,000	1,000
1116254	Other Minor Sundry Expenses	900	900	900
1116256	Purchase Of Books/Magazines	4,250	4,250	4,500
1116263	Replacement Of Lost Books	5,000	5,000	5,000
1116290	Depreciation On Assets	4,735	4,735	4,625
1116299	Admin Costs Distributed	31,243	34,324	38,172
	Total Operating Expenditure	231,119	221,169	259,145
	Operating Revenue			
1116325	Photocopy Charges	(3,100)	(3,100)	(3,100)
1116326	Overdue Items Charge	(400)	(400)	(400)
1116328	Recovery Of Cost Of Lost Books	(1,000)	(750)	(750)
1116330	Replacement Lost M/Ship Cards	(50)	(50)	(50)
1116350	Miscellaneous Sundry Receipts	(250)	(250)	(350)
	Total Operating Revenue	(4,800)	(4,550)	(4,650)
	Non Operating Expenditure			
1116401	Port Hedland Library Upgrades	5,200	5,200	15,000
	Total Non Operating Expenditure	5,200	5,200	15,000
	Total Port Hedland Library	231,519	221,819	269,495
	South Hedland Library			
	Operating Expenditure			
1117201	Salaries	395,197	345,197	370,651
1117211	Superannuation Guarantee Levy	35,568	31,068	36,443
1117212	Superannuation	4,394	4,394	0
1117215	Fringe Benefits Tax	5,129	5,129	5,288
1117216	Workers Compensation Insurance	6,869	5,978	4,372
1117231	Building-Insurance	12,930	15,288	20,720
1117233	Building-Cleaning	27,775	25,304	30,505
1117234	Building Maintenance	7,000	15,000	20,000
1117236	Western Power Charges	18,428	20,000	26,518
1117237	Water Corporation Charges	13,367	13,367	14,169
1117238	Ground Maintenance	3,000	3,000	1,500
1117241	Stationery	1,000	1,250	1,250
1117242	Postage	2,600	2,000	1,800
1117243	Telstra Charges	6,000	7,000	6,800
1117246	Minor Equipment	2,600	5,000	7,260

TOWN OF PORT HEDLAND
BUDGET
FOR THE YEAR ENDED 30 JUNE 2013

Recreation & Culture

Account Number	Account Description	2011/12		2012/13
		Original Budget	Forecast Actual	Budget
1117254	Other Minor Sundry Expenses	1,500	1,500	1,700
1117256	Purchase Of Books/Magazines	11,000	11,000	12,000
1117257	Freight On Books	1,500	1,500	1,500
1117263	Replacement Of Lost Books	5,200	5,200	5,200
1117270	VEL025 - MLS Vehicle Operation	3,500	2,500	3,500
1117280	Liswa Regional Costs	12,000	12,000	12,000
1117282	Childrens Activities	11,000	11,000	14,550
1117284	Library Promotion	10,200	11,087	12,000
1117287	South Hedland Library Relocation	0	0	500,000
1117290	Depreciation On Assets	41,046	41,046	43,085
1117299	Admin Costs Distributed	99,852	109,111	199,146
	Total Operating Expenditure	738,655	704,919	1,351,957
	Operating Revenue			
1117325	Photocopy Charges	(10,500)	(13,300)	(10,500)
1117326	Overdue Items Charge	(750)	(750)	(600)
1117328	Recovery Of Cost Of Lost Books	(1,000)	(1,000)	(1,000)
1117330	Replacement Lost M/Ship Cards	(100)	(100)	(100)
1117331	Fascimile Charges	(1,600)	(1,600)	(1,600)
1117333	Reimbursement - Private Vehicle	(1,560)	(1,060)	(1,606)
1117350	Miscellaneous Sundry Receipts	(150)	(5,150)	(150)
1117352	Book Sale	(500)	(500)	(500)
1117353	Childrens Book Week Grant	(3,000)	(3,550)	(3,550)
1117354	Liswa Subsidy	(25,500)	(25,500)	(30,080)
	Total Operating Revenue	(44,660)	(52,510)	(49,686)
	Non Operating Expenditure			
1117412	South Hedland Library Upgrades	365,000	225,000	160,000
1117414	SH Library & Community Centre - RFR	665,000	0	665,000
1117415	SH Library & Community Centre - BHP	0	0	380,478
1117499	T/F to SH Library Reserve	600	600	600
	Total Non Operating Expenditure	1,030,600	225,600	1,206,078
	Non Operating Revenue			
1117390	T/F from BHP Reserve	0	0	(380,478)
	Total Non Operating Revenue	0	0	(380,478)
	Total South Hedland Library	1,724,595	878,009	2,127,871
	Matt Dann Cultural Centre			
	Operating Expenditure			
1118201	Salaries	239,675	239,675	313,184
1118211	Superannuation Guarantee Levy	21,571	21,571	27,976
1118212	Contributory Superannuation	0	0	8,714
1118215	Fringe Benefits Tax	2,344	2,344	3,490

TOWN OF PORT HEDLAND
BUDGET
FOR THE YEAR ENDED 30 JUNE 2013

Recreation & Culture

Account Number	Account Description	2011/12		2012/13
		Original Budget	Forecast Actual	Budget
1118216	Workers Compensation Insurance	4,272	3,181	4,047
1118231	Insurance	4,070	3,561	1,942
1118233	Building maintenance	4,000	14,000	4,000
1118234	Projection Maintenance	25,000	25,000	25,000
1118236	Western Power Charges	385,170	650,000	615,769
1118270	VEL026 - Events Coord. Vehicle Oprn	3,500	3,500	3,500
1118241	Telephone Charges	2,100	2,100	2,100
1118249	Advertising	35,000	35,000	42,000
1118263	Kiosk Purchases	30,000	25,000	30,000
1118265	Operational Costs	20,000	20,000	20,000
1118280	Professional Fees-Cult'L Perf	85,000	85,000	95,000
1118282	Movie Expenses	40,000	40,000	45,000
1118290	Depreciation On Assets	44,508	44,508	41,214
1118299	Admin Costs Distributed	147,903	175,428	221,624
	Total Operating Expenditure	1,094,113	1,389,868	1,504,560
	Operating Revenue			
1118324	Movie Tickets	(55,000)	(80,000)	(80,000)
1118325	Cultural Ticket Sales	(96,337)	(96,337)	(80,000)
1118326	General Hire	(60,000)	(50,000)	(50,000)
1118342	Mdcc-Pub/Utilities Contr.	(32,000)	(32,000)	(150,000)
1118350	Kiosk Sales	(42,000)	(42,000)	(50,000)
1118354	Other Minor Sundry Receipts	(5,000)	(10,000)	(10,000)
1118341	Contribution for Upgrade	0	0	(100,000)
	Total Operating Revenue	(290,337)	(310,337)	(520,000)
	Non Operating Expenditure			
1118421	Furniture & Equipment	0	0	20,000
1118423	Minor Equipment	8,000	8,000	8,000
1118424	Digital Upgrade	0	0	485,000
	Total Non Operating Expenditure	8,000	8,000	513,000
	Non Operating Revenue			
1118New	T/F from Community Facilities Reserve	0	0	(385,000)
	Total Non Operating Expenditure	0	0	(385,000)
	Matt Dann Cultural Centre	811,776	1,087,531	1,112,560
	Television/Radio Broadcasting			
	Operating Expenditure			
1119280	Rebroadcasting Facilities	1,000	1,000	1,000
	Total Operating Expenditure	1,000	1,000	1,000
	Total Television/Radio Broadcasting	1,000	1,000	1,000

TOWN OF PORT HEDLAND
BUDGET
FOR THE YEAR ENDED 30 JUNE 2013

Transport

Account Number	Account Description	2011/12		2012/13
		Original Budget	Forecast Actual	Budget
	Summary			
	Operating Expenditure			
	Infrastructure Construction	29,373	8,133	21,250
	Engineering Management	275,782	(73,208)	928,161
	Admin Building Overheads	115,000	85,000	107,400
	Infrastructure Maintenance Technical Services	2,545,762	2,674,846	2,747,912
	Infrastructure Maintenance Engineering	1,863,466	1,615,017	2,079,884
	Infrastructure Maintenance Road Verge	404,709	525,391	469,099
	Plant Purchases	79,400	79,400	118,500
	Airport Administration	2,820,579	4,175,318	4,292,270
	Airport Maintenance	1,933,931	2,344,511	2,441,552
	Airport Plant Operating	59,500	61,559	67,500
	Total Operating Expenditure	10,127,502	11,495,967	13,273,528
	Operating Revenue			
	Infrastructure Construction	(24,055,737)	(4,729,096)	(22,611,286)
	Infrastructure Maintenance Technical Services	(28,700)	(48,300)	(51,040)
	Infrastructure Maintenance Engineering	(15,000)	(15,000)	(15,000)
	Plant Purchases	(6,200)	(6,200)	(24,900)
	Airport Administration	(12,280,502)	(13,498,327)	(14,439,466)
	Airport Café	(51,783)	(88,557)	(80,536)
	Total Operating Revenue	(36,437,922)	(18,385,480)	(37,222,228)
	Non Operating Expenditure			
	Infrastructure Construction	28,082,319	6,056,515	25,962,802
	Engineering Management	110,000	0	5,000
	Admin Building Overheads	5,000	5,000	5,000
	Infrastructure Maintenance Engineering	163,761	(0)	0
	Plant Purchases	542,600	372,770	1,907,430
	Airport Administration	14,535,822	54,176,857	31,939,125
	Total Non Operating Expenditure	43,439,502	60,611,142	59,819,357
	Non Operating Revenue			
	Infrastructure Construction	(1,764,592)	(898,946)	(850,000)
	Plant Purchases	(179,800)	(202,950)	(384,000)
	Airport Administration	(8,874,415)	(49,064,409)	(26,105,981)
	Total Non Operating Revenue	(10,818,807)	(50,166,305)	(27,339,981)
	Transport Total	6,310,275	3,555,324	8,530,675

TOWN OF PORT HEDLAND
BUDGET
FOR THE YEAR ENDED 30 JUNE 2013

Transport

Account Number	Account Description	2011/12		2012/13
		Original Budget	Forecast Actual	Budget
	Infrastructure Construction			
	Operating Expenditure			
1201268	Project Communications & Media	0	6,850	0
1201297	Loan 113 Interest Repay	29,373	1,283	21,250
	Total Operating Expenditure	29,373	8,133	21,250
	Operating Revenue			
1201376	Country Local Govt Fund-RFR	(100,000)	(100,000)	0
1201383	New Living South Hedland Fund	(50,000)	(50,000)	0
1201386	Contribution - BHP	(22,278,948)	(3,015,440)	(19,920,924)
1201390	Federal Aboriginal Roads Grants	(66,000)	(64,500)	0
1201393	RRG MRWA Road Grant	(1,028,597)	(1,033,693)	(965,848)
1201394	Black Spot Funding Grant	(76,037)	(50,384)	(78,000)
1201395	MRWA - Direct Grant	(100,000)	(102,202)	(100,000)
1201396	Roads To Recovery	(356,155)	(312,877)	(1,546,514)
	Total Operating Revenue	(24,055,737)	(4,729,096)	(22,611,286)
	Non Operating Expenditure			
1201402	Wallwork Road Bridge	23,129,438	1,634,757	20,326,728
1201403	Major Projects Civil Works	500,000	500,000	702,608
1201404	Redbank Road	0	0	100,000
1201413	Murdoch Drive Nodes	0	4,072	0
1201419	Parks Upgrades - RFR	0	76,039	0
1201422	Public Lighting	38,064	0	0
1201423	Shade Structures	100,000	22,772	0
1201424	Shade Structures - RFR	100,000	124,497	0
1201427	Town Entry Statement - CLGF	50,000	0	100,000
1201445	Pippingarra Road - RRG	90,000	89,702	390,000
1201447	Buttweld Rd	0	495,910	500,000
1201448	Hamilton Road/North Circular Road	0	0	100,000
1201449	Murdoch Drive	150,000	0	75,000
1201453	Hamilton Road RRG	800,000	23,068	1,025,155
1201457	Yandeyarra Road	111,000	96,342	45,000
1201461	Town Entry Statement	50,000	80,875	0
1201462	T/F To Depot Facilities Reserv	700	700	700
1201450	Boulevard Tree Planting	250,000	185,000	0
1201473	Drainage Construction	200,000	50,000	425,000
1201475	Port Hedland Footpath Const	0	0	185,000
1201478	Reseals (RRG)	500,000	500,000	400,000
1201440	Cycleway Development	633,636	521,660	0

TOWN OF PORT HEDLAND
BUDGET
FOR THE YEAR ENDED 30 JUNE 2013

Transport

Account Number	Account Description	2011/12		2012/13
		Original Budget	Forecast Actual	Budget
1201439	Street Furniture	0	277,899	0
1201438	West End Greening Stage 2	702,616	0	0
1201435	Limpett Crescent	0	311,577	0
1201480	Kerbing Construction	0	0	200,000
1201481	Walkway Lighting	50,000	224,239	50,000
1201468	Sutherland Street Upgrade	30,000	0	100,000
1201486	Wedgfield Upgrades	500,000	47,036	370,000
1201489	Hillside/ Woodstock Road - RRG	60,000	119,154	60,000
1201495	PH Light Industrial Area Drainage	0	0	150,000
1201496	Hamilton Road Bridge	0	420,000	420,000
1201497	North Circular Bridge	0	225,000	225,000
1201498	Loan 113 Principal	36,865	26,216	12,611
	Total Non Operating Expenditure	28,082,319	6,056,515	25,962,802
	Non Operating Revenue			
1201373	T/F from Community Facilities Reserve	0	(544,320)	0
1201375	T/F from Royalties for Regions Reserve	(100,000)	(354,626)	0
1201385	Transfer from Loan Funds	(850,000)	(0)	(850,000)
1201397	T/F from BHP Reserve	(814,592)	0	0
	Total Non Operating Revenue	(1,764,592)	(898,946)	(850,000)
	Total Infrastructure Construction	2,291,363	436,607	2,522,766
	Engineering Management			
	Operating Expenditure			
1202201	Salaries	654,146	654,146	667,035
1202211	Superannuation Guarantee	58,873	58,873	82,714
1202212	Superannuation - Council	0	3,385	3,810
1202215	Fringe Benefits Tax	5,479	5,479	7,863
1202216	Workers Compensation Insurance	9,985	8,690	9,117
1202221	Staff Housing	234,000	116,000	0
1202231	Insurance	7,170	7,734	8,403
1202274	Lease Vehicles	9,658	3,500	3,500
1402271	VEL033 - MES Vehicle Operation	4,500	4,500	4,500
1402274	VEL052 - Project Officer Vehicle	13,690	4,500	4,500
1202287	Management Planning	60,000	1,192	0
1202298	Project Management Costs Distributed	(947,019)	(947,019)	0
1202299	Admin Costs Distributed	165,300	5,812	136,720
	Total Operating Expenditure	275,782	(73,208)	928,161

TOWN OF PORT HEDLAND
BUDGET
FOR THE YEAR ENDED 30 JUNE 2013

Transport

Account Number	Account Description	2011/12		2012/13
		Original Budget	Forecast Actual	Budget
	Non Operating Expenditure			
1202402	Depot Infrastructure	110,000	0	5,000
	Total Non Operating Expenditure	110,000	0	5,000
	Total Engineering Management	385,782	(73,208)	933,161
	<i>Admin Building Overheads</i>			
	Operating Expenditure			
1214233	Cleaning	30,000	30,000	30,000
1214234	Building Maintenance	35,000	10,000	25,000
1214236	Western Power Charges	20,000	20,000	22,400
1214237	Water Corporation Charges	15,000	0	15,000
1214241	Office Expenses	15,000	25,000	15,000
	Total Operating Expenditure	115,000	85,000	107,400
	Non Operating Expenditure			
1214401	Furniture & Equipment	5,000	5,000	5,000
	Total Non Operating Expenditure	5,000	5,000	5,000
	Total Admin Building Overheads	120,000	90,000	112,400
	<i>Infrastructure Mtce Technical Service</i>			
	Operating Expenditure			
1204234	Depot Building Maintenance	15,000	32,000	25,000
1204236	Utility Charges	17,550	17,550	18,164
1204250	Engineering Standards & Operations	0	40,432	5,000
1204292	Roman Upgrade	5,000	8,083	6,318
1204283	Depot Operating Expenses	45,000	45,118	45,000
1204290	Depreciation On Assets	2,119,073	2,119,073	2,243,657
1204299	Admin Costs Distributed	344,139	412,590	404,772
	Total Operating Expenditure	2,545,762	2,674,846	2,747,912
	Operating Revenue			
1204331	Private Vehicle Use Reimb.	(2,700)	(11,300)	(14,040)
1204392	Grant From Mrd-Street Lighting	(26,000)	(37,000)	(37,000)
	Total Operating Revenue	(28,700)	(48,300)	(51,040)
	Total Infrastructure Mtce Technical Service	2,517,062	2,626,546	2,696,872

TOWN OF PORT HEDLAND
BUDGET
FOR THE YEAR ENDED 30 JUNE 2013

Transport

Account Number	Account Description	2011/12		2012/13
		Original Budget	Forecast Actual	Budget
	<i>Infrastructure Mtce Engineering</i>			
	Operating Expenditure			
1204281	Roadworks signs	5,000	5,795	5,000
1203281	Drainage Maintenance	173,644	200,000	182,326
1203282	Floodwater Lift Pump-Maint	58,000	8,000	40,000
1203290	Depreciation on Assets	158,230	158,230	163,865
1204282	Street and Road signs	170,000	100,000	100,000
1206260	Unsealed Road Maintenance	132,300	132,300	138,915
1206263	RAV Road Maintenance	15,000	15,000	15,000
1206276	Crossover Constn Subsidy	13,000	5,000	10,000
1206277	Road Shoulder Maintenance	89,137	89,137	93,594
1206278	Roadworks-General Maintenance	318,347	238,347	334,264
1206279	Kerb Maintenance	52,500	442	55,125
1206280	Footpath Maintenance	80,000	60,000	173,644
1206283	Street/Walkway Lights	338,583	338,583	452,931
1206286	Street Lighting - Insurance	7,820	6,961	8,850
1206299	Admin Costs Distributed	251,906	257,222	306,371
	Total Operating Expenditure	1,863,466	1,615,017	2,079,884
	Operating Revenue			
1206388	RAV Contributions	(15,000)	(15,000)	(15,000)
	Total Operating Revenue	(15,000)	(15,000)	(15,000)
	Non Operating Expenditure			
1203440	Floodwater Pump Refurbishment	163,761	(0)	0
	Total Non Operating Expenditure	163,761	(0)	0
	Total Infrastructure Mtce Engineering	2,012,227	1,600,017	2,064,884
	<i>Infrastructure Mtce Road Verge</i>			
	Operating Expenditure			
1207280	Medians Mtce	70,000	80,000	80,000
1207282	Slashing	80,000	120,000	120,000
1204278	Water Services Operation Costs	30,000	50,000	30,000
1207285	Street Tree Maintenance	120,000	130,000	100,000
1207289	Street Sweeper Maintenance	50,000	70,000	70,000
1207299	Admin Costs Distributed	54,709	75,391	69,099
	Total Operating Expenditure	404,709	525,391	469,099
	Infrastructure Mtce Road Verge	404,709	525,391	469,099

TOWN OF PORT HEDLAND
BUDGET
FOR THE YEAR ENDED 30 JUNE 2013

Transport

Account Number	Account Description	2011/12		2012/13
		Original Budget	Forecast Actual	Budget
	<i>Plant Purchases</i>			
	Operating Expenditure			
1208291	Loss on Asset Disposal	79,400	79,400	118,500
	Total Operating Expenditure	79,400	79,400	118,500
	Operating Revenue			
1208397	Profit on Sale of Asset	(6,200)	(6,200)	(24,900)
	Total Operating Revenue	(6,200)	(6,200)	(24,900)
	Non Operating Expenditure			
1208440	Heavy Vehicles & Plant	0	0	656,300
1208441	Plant & Equipment	0	6,000	0
1208443	Light Vehicle Replacement	530,000	354,170	1,218,330
1208444	P & G Plant and Equipment	0	0	20,000
1208499	T/F To Plants Reserve	12,600	12,600	12,800
	Total Non Operating Expenditure	542,600	372,770	1,907,430
	Non Operating Revenue			
1208396	Sale/Trade In - Veh/Plant	(179,800)	(202,950)	(384,000)
	Total Non Operating Revenue	(179,800)	(202,950)	(384,000)
	Total Plant Purchases	436,000	243,020	1,617,030
	<i>Airport Administration</i>			
	Operating Expenditure			
1210201	Salaries	873,787	969,787	1,472,623
1210211	Superannuation Guarantee Levy	78,641	87,281	131,436
1210212	Superannuation	8,294	8,294	11,277
1210213	Protective Clothing	3,500	3,500	10,000
1210215	Fringe Benefits Tax	9,392	9,392	15,726
1210216	Workers Compensation Insurance	17,117	14,897	18,233
1210220	Training and Conferences	17,000	32,000	32,000
1210221	Airport Residence	149,500	99,500	0
1210225	Support Costs	0	500,000	222,017
1210226	Airport House 10	0	0	5,500
1210227	Airport House 12	0	0	5,500
1210228	Airport House 2	0	0	4,000
1210229	Aiport House 3	0	0	4,000
1210230	Airport House 4	0	0	4,000
1210231	Building Insurance	168,030	261,667	416,740
1210235	Website Development	0	30,000	0
1210236	Western Power Charges	282,555	282,555	316,462
1210237	Water Corporation Charges	30,380	45,380	48,103

TOWN OF PORT HEDLAND
BUDGET
FOR THE YEAR ENDED 30 JUNE 2013

Transport

Account Number	Account Description	2011/12		2012/13
		Original Budget	Forecast Actual	Budget
1210243	Telstra Charges	16,600	8,600	10,000
1210251	Landing Fee Donation	87,550	87,550	87,550
1210252	Grading of Drains	17,000	17,000	17,000
1210253	Land Development Costs	100,000	450,000	200,000
1210254	Airline Arrangements	0	244,448	0
1210259	Valuation Expenses	10,000	30,000	20,000
1210261	Legal Expenses	15,000	25,000	15,000
1210262	Paid Parking Bank Charges	0	10,000	25,000
1210265	ASIC Card Expense	6,000	16,000	3,000
1210270	Master Plan	120,000	90,000	3,000
1210272	Management Plans	0	37,000	37,000
1210277	Public Liability Insurance	50,720	42,155	46,600
1210280	Registration & Flight Data	4,000	20,000	20,000
1210281	Airport Owners Assoc'N Fees	6,000	7,273	6,000
1210282	Parking Miscellaneous Expenses	0	0	6,000
1210297	Loan Interest Payments	98,749	98,749	76,657
1210299	Admin Costs Distributed	650,763	647,289	1,001,847
	Total Operating Expenditure	2,820,579	4,175,318	4,292,270
	Operating Revenue			
1210324	Landing Charges	(2,900,000)	(3,300,000)	(4,000,000)
1210325	Passenger Service Charges	(6,700,000)	(7,550,000)	(8,400,000)
1210326	Lease Income	(220,237)	(220,237)	(258,588)
1210328	Common User Check In Fees	(65,000)	(65,000)	(80,000)
1210329	Licence Fees	(5,431)	(5,456)	(8,175)
1210330	Concessions	(653,256)	(653,256)	(733,185)
1210333	Reimb - Water Corp Charges	(5,500)	(5,500)	(5,500)
1210334	Short Term Paid Parking Fees	(238,636)	(238,636)	(238,636)
1210335	Long Term Paid Parking Fees	(630,682)	(630,682)	(630,682)
1210336	Lost & Damaged Tickets - Paid Parking Fees	(200)	0	(200)
1210338	Business Pass Cards Paid Parking	0	0	(15,000)
1210350	Terminal Advertising	(25,000)	(25,000)	(25,000)
1210352	Other Sundry Income	(10,000)	(8,000)	(10,000)
1210365	ASIC Card Income	(9,000)	(9,000)	(10,000)
1210392	Government Grants - RADS	(805,860)	(775,860)	0
1210399	Profit on Sale of Asset	(11,700)	(11,700)	(24,500)
	Total Operating Revenue	(12,280,502)	(13,498,327)	(14,439,466)
	Non Operating Expenditure			
1210402	Parking	1,285,000	1,380,953	0
1210404	Land Development	0	20,000	0
1210408	Taxiway Extension	1,491,720	2,959,497	0

TOWN OF PORT HEDLAND
BUDGET
FOR THE YEAR ENDED 30 JUNE 2013

Transport

Account Number	Account Description	2011/12		2012/13
		Original Budget	Forecast Actual	Budget
1210410	Terminal Extensions	0	214,291	2,250,000
1210420	Upgrade Communications	140,000	140,000	0
1210425	Airport Housing Development	225,000	535,974	0
1210440	Plant & Equipment	310,000	310,000	135,000
1210451	Building Upgrades	628,000	9,000	619,000
1210453	Airport Infrastructure	0	0	150,000
1210454	Main Apron Extension	350,000	(0)	350,000
1210455	Main Apron Strengthening	800,000	(0)	800,000
1210457	Airport Entry Feature	50,000	(0)	0
1210463	Reseal - Runway	0	0	7,000,000
1210467	Access Gate	0	0	25,000
1210471	Hire Car Development	200,000	110,000	6,090,000
1210472	Sewerage Upgrades	10,000	10,000	0
1210473	Electrical Upgrades	30,000	20,000	2,500,000
1210477	Stormwater drainage	0	0	300,000
1210481	Airport Development	2,000,000	2,000,000	0
1210482	Hangar Development	16,500	16,500	0
1210483	CCITV Network	1,300,000	1,300,000	0
1210484	Car Park Lighting	0	0	250,000
1210485	Freight Facility	0	0	4,500,000
1210486	Operations Building	0	0	1,100,000
1210495	T/F to Spoilbank Reserve	0	40,000,000	0
1210496	Loan Principal Payments	38,195	38,195	36,981
1210498	T/F To AP Capital Reserve	5,661,407	5,112,447	5,833,144
	Total Non Operating Expenditure	14,535,822	54,176,857	31,939,125
	Non Operating Revenue			
1210389	T/F from Loan Funds	(200,000)	(200,000)	(15,075,000)
1210397	Sale / Trade In - Veh/Plant	(20,000)	(20,000)	(15,500)
1210398	T/F From Ap Capital Works Res	(8,654,415)	(48,844,409)	(11,015,481)
	Total Non Operating Revenue	(8,874,415)	(49,064,409)	(26,105,981)
	Total Airport Administration	(3,798,517)	(4,210,562)	(4,314,052)
	Airport Maintenance			
	Operating Expenditure			
1211249	Conveyor Maintenance	104,110	114,110	120,000
1211250	Building Terminal	100,000	170,000	100,000
1211251	Airconditioning Terminal	65,000	75,000	75,000
1211252	Plumbing	35,000	70,000	70,000
1211254	Electrical Repairs Terminal	65,000	65,000	65,000
1211258	Street Lighting	12,420	35,000	15,000
1211259	Fire Appliances	62,780	52,780	10,000

TOWN OF PORT HEDLAND
BUDGET
FOR THE YEAR ENDED 30 JUNE 2013

Transport

Account Number	Account Description	2011/12		2012/13
		Original Budget	Forecast Actual	Budget
1211262	Cleaning	82,800	213,800	299,320
1211263	Landscaping/Gardening	20,000	20,000	20,000
1211264	Depot Supplies	76,000	76,000	76,000
1211267	Markers & Markings	26,910	53,910	30,000
1211268	Security	5,000	(0)	5,000
1211275	Electrical Repairs Airside	70,000	190,000	70,000
1211276	Plant Hire	2,000	2,000	2,000
1211277	Incinerator Expenses	5,000	20,000	5,000
1211278	Inspections	50,715	50,715	91,000
1211282	Public Relations / Promotion	50,000	25,000	50,000
1211286	Airside Maintenance	16,950	16,950	25,000
1211287	Landside Maintenance	10,350	20,350	15,000
1211290	Depreciation On Assets	1,073,896	1,073,896	1,298,232
	Total Operating Expenditure	1,933,931	2,344,511	2,441,552
	Total Airport Maintenance	1,933,931	2,344,511	2,441,552
	<i>Airport Plant Operating</i>			
	Operating Expenditure			
1212250	VEL027 - Airport Manager Vehicle	3,500	500	3,500
1212251	VEL028 - ARO - Toyota Hilux Ute	10,500	3,500	3,500
1212252	VEH001 - Mitsubishi Tip Truck	3,500	8,500	8,500
1212270	VEH003 - 8Gz 387 Kubota Tractor	2,000	3,059	2,000
1212271	VEH004 - Case Loader	0	8,000	10,000
1212272	Hino Truck Mobile Stairs	3,000	1,000	3,000
1212276	Fuel & Oil	30,000	30,000	30,000
1212279	Small Equipment Maintenance	7,000	7,000	7,000
	Total Operating Expenditure	59,500	61,559	67,500
	Total Airport Plant Operating	59,500	61,559	67,500
	<i>Airport Café</i>			
	Operating Revenue			
1213353	Lease Income	(51,783)	(88,557)	(80,536)
	Total Operating Revenue	(51,783)	(88,557)	(80,536)
	Total Airport Café	(51,783)	(88,557)	(80,536)

TOWN OF PORT HEDLAND
BUDGET
FOR THE YEAR ENDED 30 JUNE 2013

Economic Services

Account Number	Account Description	2011/12		2012/13
		Original Budget	Forecast Actual	Budget
	Summary			
	Operating Expenditure			
	Tourism & Area Promotion	116,909	210,745	365,407
	Building Control	899,543	884,302	412,005
	Economic Development	805,641	906,195	2,496,297
	Total Operating Expenditure	1,822,093	2,001,241	3,273,708
	Operating Revenue			
	Building Control	(1,302,000)	(1,561,755)	(1,521,770)
	Other Economic Services	(9,606,066)	(50,400,366)	(5,293,780)
	Economic Development	(17,077)	(17,072)	(5,966)
	Total Operating Revenue	(10,925,143)	(51,979,193)	(6,821,516)
	Non Operating Expenditure			
	Tourism & Area Promotion	4,476	4,476	109,739
	Building Control	4,000	4,000	4,100
	Other Economic Services	9,267,822	50,283,011	4,968,991
	Total Non Operating Expenditure	9,276,298	50,291,487	5,082,830
	Non Operating Revenue			
	Economic Development	0	(197,023)	(1,500,000)
	Total Non Operating Revenue	0	(197,023)	(1,500,000)
	Total Economic Services	173,248	116,513	35,022
	<i>Tourism & Area Promotion</i>			
	Operating Expenditure			
1301231	Building Insurance	3,670	5,543	8,440
1301234	Building Maintenance	5,000	5,000	5,000
1301263	Visitor Centre Subsidy	75,000	150,000	280,500
1301290	Depreciation On Assets	13,405	13,405	13,875
1301297	Loan 116 Interest Repayments	4,030	4,030	3,767
1301299	Admin Costs Distributed	15,804	32,767	53,825
	Total Operating Expenditure	116,909	210,745	365,407
	Non Operating Expenditure			
1301498	Principal On Loan	4,476	4,476	4,739

TOWN OF PORT HEDLAND
BUDGET
FOR THE YEAR ENDED 30 JUNE 2013

Economic Services

Account Number	Account Description	2011/12		2012/13
		Original Budget	Forecast Actual	Budget
1301410	PHVC Upgrade	0	0	105,000
	Total Non Operating Expenditure	4,476	4,476	109,739
	Total Tourism & Area Promotion	121,385	215,221	475,146
	<i>Building Control</i>			
	Operating Expenditure			
1302201	Salaries	632,684	434,414	251,386
1302211	Superannuation Guarantee Levy	56,942	45,892	25,602
1302212	Superannuation	20,873	5,729	0
1302213	Protective Clothing	1,500	1,500	1,500
1302215	Fringe Benefits Tax	5,479	5,479	5,242
1302216	Workers Compensation Insurance	9,985	7,821	6,078
1302223	Travel and Accommodation	0	30,000	0
1302242	Minor Equipment	0	0	1,800
1302241	Office Expenses	500	20	500
1302243	Telstra Charges	3,500	3,500	3,500
1302256	Publications	5,000	2,500	5,000
1302261	Engineer Advice + Legal	3,000	15,000	10,000
1302262	Contract- Building Surveyors	0	150,612	0
1302263	Engineering Advice	0	5,000	5,000
1302270	BMO Vehicle Operation	17,900	17,900	15,000
1302271	VEL029 - BS Vehicle Operation	3,500	1,500	3,500
1302272	VEL030 - MBS Vehicle Operation	3,500	2,000	3,500
1302273	VEL031 - BMO Vehicle Operation	3,500	6,500	3,500
1302290	Depreciation On Assets	10,080	10,080	10,208
1302299	Admin Costs Distributed	121,601	138,856	60,689
	Total Operating Expenditure	899,543	884,302	412,005
	Operating Revenue			
1302324	Licences - Building	(1,200,000)	(1,415,000)	(1,400,000)
1302325	Licences - Signs	(500)	(500)	(500)
1302326	Licences - Stratas	(4,000)	(20,000)	(20,000)
1302327	Swimming Pool Inspection Levy	(8,500)	(9,150)	(9,150)
1302331	Private Vehicle Use Reimb.	0	(3,560)	(3,120)
1302333	Builders Rego.Board Commission	(2,000)	(2,000)	(2,000)
1302341	Building Fees	(85,000)	(85,000)	(85,000)
1302343	BCITF Levy Commission	(2,000)	(2,000)	(2,000)
1302344	Other reimbursements	0	(24,545)	0
	Total Operating Revenue	(1,302,000)	(1,561,755)	(1,521,770)

TOWN OF PORT HEDLAND
BUDGET
FOR THE YEAR ENDED 30 JUNE 2013

Economic Services

Account Number	Account Description	2011/12		2012/13
		Original Budget	Forecast Actual	Budget
	Non Operating Expenditure			
1302499	T/F to Civic Building/ Infrastructure Reser	4,000	4,000	4,100
	Total Non Operating Expenditure	4,000	4,000	4,100
	Total Building Control	(398,457)	(673,454)	(1,105,665)
	<i>Other Economic Services</i>			
	Operating Revenue			
1303351	Contribution - BHP	(8,000,000)	(8,550,000)	(3,487,000)
1303352	Precint 3 Sale Income	0	(9,000,000)	0
1303353	Precint 3 Lease Payment	0	(31,000,000)	0
1303355	Contribution - Newcrest	(100,000)	(200,000)	0
1303357	Lease Income	(1,506,066)	(1,650,366)	(1,806,780)
	Total Operating Revenue	(9,606,066)	(50,400,366)	(5,293,780)
	Non Operating Expenditure			
1301499	T/F to Community Facilities Reserve	919,322	1,056,322	1,144,708
1303495	T/F to Reserve - Airport Capital Reserve	0	40,000,000	0
1303496	T/F to Reserve - Royalties for Regions	35,600	263,789	0
1303497	T/F to Reserve - Newcrest	104,600	204,600	300
1303498	T/F to Reserve - BHP	8,208,300	8,758,300	3,823,983
	Total Non Operating Expenditure	9,267,822	50,283,011	4,968,991
	Total Other Economic Services	(338,244)	(117,355)	(324,790)
	<i>Economic Development</i>			
	Operating Expenditure			
1303235	Cattle Yard Maintenance	4,500	4,500	4,500
1304201	Salaries	415,777	289,777	498,325
1304211	Superannuation Guarantee Levy	37,420	26,080	56,717
1304212	Superannuation	0	539	0
1304215	Fringe Benefits Tax	3,131	3,131	3,495
1304216	Workers Compensation Insurance	5,706	4,966	4,052
1304241	Other Office Expenses	1,000	1,000	1,000
1304243	Telephone	4,100	0	4,000
1304250	Land Development Costs	110,000	110,000	0
1304252	Developer Attraction Initiatives	6,600	0	0
1304254	Feasibility Studies	0	197,023	0
1304256	Spoilbank Development	0	0	1,500,000

TOWN OF PORT HEDLAND
BUDGET
FOR THE YEAR ENDED 30 JUNE 2013

Economic Services

Account Number	Account Description	2011/12		2012/13
		Original Budget	Forecast Actual	Budget
1304260	Economic Development Projects	105,000	118,300	53,000
1304270	Vehicle Operation	3,500	3,500	3,500
1304299	Admin Costs Distributed	108,907	147,379	367,709
	Total Operating Expenditure	805,641	906,195	2,496,297
	Operating Revenue			
1303324	Cattle Yard Lease	(15,517)	(15,517)	(4,406)
1304338	Reimburse Vehicle	(1,560)	(1,555)	(1,560)
	Total Operating Revenue	(17,077)	(17,072)	(5,966)
	Non Operating Revenue			
1304398	T/F from Spoilbank Reserve	0	0	(1,500,000)
1304397	T/F from BHP Reserve	0	(197,023)	0
	Total Non Operating Revenue	0	(197,023)	(1,500,000)
	Total Economic Development	788,564	692,100	990,331

TOWN OF PORT HEDLAND
BUDGET
FOR THE YEAR ENDED 30 JUNE 2013

Other Property & Services

Account Number	Account Description	2011/12		2012/13
		Original Budget	Forecast Actual	Budget
	Summary			
	Operating Expenditure			
	Private Works	60,000	70,000	60,000
	Public Works Overheads - Engineering	138,277	138,537	138,330
	Plant Operating Costs	30,000	86,318	30,000
	Salaries & Wages	5,000	144,741	45,000
	Other Unclassified	187,690	149,124	184,984
	Building Maintenance	0	209,201	348,891
	Total Operating Expenditure	420,967	797,922	807,205
	Operating Revenue			
	Private Works	(25,000)	(50,112)	(25,000)
	Public Works Overheads - Engineering	(138,330)	(138,330)	(138,330)
	Plant Operating Costs	(30,000)	(86,318)	(30,000)
	Salaries & Wages	(12,000)	(287,604)	(87,000)
	Other Unclassified	(70,000)	(585,000)	(292,017)
	Total Operating Revenue	(275,330)	(1,147,364)	(572,347)
	Non Operating Expenditure			
	Other Unclassified	0	0	365,805
	Non Operating Expenditure	0	0	365,805
	Non Operating Revenue			
	Other Unclassified	0	0	0
	Total Non Operating Revenue	0	0	0
	Total Other Properties & Services	145,637	(349,443)	600,664
	Private Works			
	Operating Expenditure			
1401265	Private Works - Various	10,000	20,000	10,000
1401275	Stand Pipe - WaterCorp Charges	50,000	50,000	50,000
	Total Operating Expenditure	60,000	70,000	60,000
	Operating Revenue			
1401324	Reimbursement - Private Works	(25,000)	(50,000)	(25,000)
1401375	Reimbursements - Stand Pipe	0	(112)	0
	Total Operating Revenue	(25,000)	(50,112)	(25,000)
	Total Private Works	35,000	19,888	35,000

TOWN OF PORT HEDLAND
BUDGET
FOR THE YEAR ENDED 30 JUNE 2013

Other Property & Services

Account Number	Account Description	2011/12		2012/13
		Original Budget	Forecast Actual	Budget
	Public Works Overheads - Engineering			
	Operating Expenditure			
1402201	Salaries	880,602	560,602	978,453
1402202	Long Service Leave	25,000	25,000	25,000
1402206	Depot Staff Meetings	11,808	3,808	5,000
1402207	Annual Leave	239,000	239,000	358,644
1402208	Sick Pay	95,756	75,756	143,290
1402209	Public Holidays	105,836	105,836	171,948
1402211	Superannuation Guarantee Levy	250,000	221,200	387,486
1402212	Superannuation	60,000	42,000	60,000
1404000	Mowers/ Edgers Op Costs	8,000	20,000	20,000
1404270	VEL036 - Supervisor P&G Vehicle	4,500	9,000	4,500
1404271	VEL038 - Engineering Services Vehicle Op	4,500	7,500	4,500
1402213	Es Protective Clothing/Uniform	40,000	25,000	40,000
1402215	Fringe Benefits Tax	45,397	45,397	57,662
1402216	Workers Comp Insurance Owf	82,734	72,000	66,856
1402226	Port Hedland Allowance-Oswf	623,800	623,800	908,564
1402232	Es Office Lease & Cleaning	15,000	14,000	34,000
1402243	Telstra Charges	7,800	17,000	16,000
1402244	Es Stationery & Copier Charges	600	0	0
1402249	Es Advertising	8,000	2,000	2,000
1402250	Stock for Depot Workshop	0	30,000	30,000
1402270	VEL032 - ETO Vehicle Operation	4,500	2,500	4,500
1402272	VEL034 - WM Vehicle Operation	4,500	5,500	4,500
1402273	VEL035 - Works Supervisor Veh Op	4,500	4,500	4,500
1402276	VEL015 - Technical Officer Vehicle	18,712	4,500	4,500
1402277	VEL - MTS Vehicle Operation	0	0	25,838
1402290	Depreciation on Assets	44,963	44,963	47,527
1402299	Admin Costs Distributed	408,834	418,023	593,435
1402551	Less Alloc To Wks & Services	(2,856,065)	(2,480,348)	(3,860,372)
	Total Operating Expenditure	138,277	138,537	138,330
	Operating Revenue			
1402321	Supervision - Classic Collection	(10,370)	(10,370)	(10,370)
1402323	Supervision - Premium Collection	(45,000)	(45,000)	(45,000)
1402325	Supervision & Tech Services - Landfill	(82,960)	(82,960)	(82,960)
	Total Operating Revenue	(138,330)	(138,330)	(138,330)
	Total Public Works Overhead - Engineering	(53)	207	0

TOWN OF PORT HEDLAND
BUDGET
FOR THE YEAR ENDED 30 JUNE 2013

Other Property & Services

Account Number	Account Description	2011/12		2012/13
		Original Budget	Forecast Actual	Budget
	<i>Plant Operating Costs</i>			
	Operating Expenditure			
1403201	Mechanic Wages	298,444	198,444	354,951
1403275	Repairs & Parts	250,000	250,000	250,000
1403277	Workshop Oil,Grease & Gas	30,000	55,000	30,000
1403278	Tyres & Batteries	47,000	47,000	47,000
1403279	Insurance Premiums	90,510	98,020	96,070
1403280	Vehicle Licences	5,500	9,000	5,500
1403282	Workshop Operating Costs	65,000	65,000	65,000
1403283	Spm'S Replacement Tools	5,000	5,000	5,000
1403285	Fuel - Diesel & Unleaded	200,000	200,000	200,000
1403286	Plant Operating Costs	30,000	30,000	30,000
1403290	Depreciation on Assets	588,403	588,403	671,605
1403555	Less Allocations To Works	(991,454)	(871,146)	(1,053,521)
1403556	Vehicle Dep'N Recovery - Works	(588,403)	(588,403)	(671,605)
	Total Operating Expenditure	30,000	86,318	30,000
	Operating Revenue			
1403350	Diesel Fuel Rebate Scheme	(30,000)	(86,318)	(30,000)
	Total Operating Revenue	(30,000)	(86,318)	(30,000)
	Total Plant Operating Costs	0	(0)	0
	<i>Salaries & Wages</i>			
	Operating Expenditure			
1406000	Gross Salaries	15,065,057	14,065,057	19,788,182
1406001	Less Salaries & Wages Alloc	(15,065,057)	(14,065,057)	(19,788,182)
1406002	Workers Compensation Payments	5,000	123,341	20,000
1406012	Paid Parental Leave	0	21,400	25,000
	Total Operating Expenditure	5,000	144,741	45,000
	Operating Revenue			
1406004	Reimbursement - Workers Comp	(10,000)	(123,341)	(20,000)
1406005	Reimb - Income Protect. Insurance	0	(140,813)	(50,000)
1406006	Reimbursement - Jury Duty	(2,000)	(2,000)	(2,000)
1406008	Reimburse - Salary Sacrifice Items	0	(50)	0
1406009	Paid Parental Leave Reimbursement	0	(21,400)	(15,000)
	Total Operating Revenue	(12,000)	(287,604)	(87,000)
	Total Salaries & Wages	(7,000)	(142,863)	(42,000)

TOWN OF PORT HEDLAND
BUDGET
FOR THE YEAR ENDED 30 JUNE 2013

Other Property & Services

Account Number	Account Description	2011/12		2012/13
		Original Budget	Forecast Actual	Budget
	<i>Other Unclassified</i>			
	Operating Expenditure			
1407276	Misc Expenditure Recoupable	5,000	(0)	5,000
1407278	Monetary Risks	1,980	1,780	1,840
1407279	Public Liability Insurance	170,710	140,344	168,144
1407282	Vandalism Damage Unclaimable	10,000	7,000	10,000
	Total Operating Expenditure	187,690	149,124	184,984
	Operating Revenue			
1407332	Engineering Supervision Reimb	(50,000)	(50,000)	(50,000)
1407333	Reimbursement Of Claims	(20,000)	(35,000)	(20,000)
1407339	Support Costs Reimbursement	0	(500,000)	(222,017)
	Total Operating Revenue	(70,000)	(585,000)	(292,017)
	Non Operating Expense			
1407499	Transfer to AM Reserve	0	0	365,805
	Total Non Operating Expenditure	0	0	365,805
	Total Other Unclassified	117,690	(435,876)	258,773
	<i>Building Maintenance</i>			
	Operating Revenue			
1408201	Salaries	0	148,270	251,386
1408211	Superannuation Guarantee Levy	0	6,550	25,602
1408212	Superannuation	0	15,144	9,432
1408215	Fringe Benefits Tax	0	1,548	2,621
1408216	Workers Compansation Insurance	0	869	3,039
1408243	Telstra Charges	0	960	1,000
1408299	Admin Costs Distributed	0	35,860	55,811
	Total Operating Expenditure	0	209,201	348,891
	Total Buidling Maintenance	0	209,201	348,891



TOWN OF PORT HEDLAND

SUPPLEMENTARY INFORMATION

FOR THE YEAR ENDED

30 JUNE 2013

2012-13 BUDGET

**TOWN OF PORT HEDLAND
BUDGET
FOR THE YEAR ENDED 30 JUNE 2013**

FIVE YEAR PROGRAM NET COST TO COUNCIL										
PROGRAM	2012-13		2013-14		2014-15		2015-16		2016-17	TOTAL
	Original	Revised	Original	Revised	Original	Revised	Original	Revised	NEW	2012-17
INFRASTRUCTURE PLANS										
Footpath Construction	164,000	185,000	300,000	300,000	300,000	300,000	300,000	300,000	300,000	1,385,000
Road Construction	770,512	235,000	442,845	652,845	253,845	688,845	312,845	482,845	413,845	2,473,380
Drainage Construction	760,000	425,000	505,000	790,000	525,000	525,000	530,000	405,000	425,000	2,570,000
Walkway Lighting	250,000	50,000	250,000	50,000	250,000	200,000	250,000	0	0	300,000
Reseal Program	500,000	400,000	500,000	500,000	500,000	500,000	500,000	500,000	500,000	2,400,000
Kerbing Construction	150,000	200,000	100,000	100,000	100,000	100,000	100,000	100,000	100,000	600,000
Airport Capital	2,065,000	24,075,000	4,159,000	10,681,000	4,300,000	16,300,000	0	5,000,000	12,000,000	68,056,000
Sub-Total Infrastructure Plans	2,594,512	25,570,000	6,256,845	13,073,845	6,228,845	18,613,845	1,992,845	6,787,845	13,738,845	77,784,380
NON-INFRASTRUCTURE PLANS										
Building Refurbishment Program	1,154,000	530,000	303,000	392,150	253,500	325,000	373,000	373,000	270,500	1,890,650
Light Vehicle Replacement Program	447,400	408,000	645,000	308,000	249,000	249,000	598,000	598,000	376,000	1,939,000
Heavy Plant Replacement Program	1,575,000	1,257,800	640,000	640,000	250,000	683,720	570,400	504,400	1,237,086	4,323,006
Playground Equipment	0	0	0	0	0	0	100,000	100,000	100,000	200,000
Sub-Total for Non-Infrastructure Plans	3,176,400	2,195,800	1,588,000	1,340,150	752,500	1,257,720	1,641,400	1,575,400	1,983,586	8,352,656
MAINTENANCE & OPERATIONAL PLANS										
Building Maintenance Program	53,000	414,000	53,000	199,000	53,000	199,000	83,000	199,000	199,000	1,210,000
Airport Maintenance	237,044	306,000	148,763	321,300	154,172	337,365	159,568	354,233	371,945	1,690,843
Kerbing Maintenance* - current costs about \$30,000/km	50,000	55,125	50,000	57,881	52,500	60,775	55,125	63,814	57,881	295,477
Street Cleaning*	318,347	318,347	334,265	334,265	350,978	350,978	368,527	386,953	406,301	1,796,844
Road Shoulder Maintenance*	93,594	93,594	98,274	98,274	103,187	103,187	108,347	113,764	119,452	528,271
Roads General Maintenance*	334,264	334,264	350,978	350,978	368,526	368,526	386,953	406,300	426,615	1,886,684
Footpath Maintenance*	173,644	173,644	182,326	182,326	191,442	191,442	201,014	211,065	221,618	980,095
Drainage Maintenance*	182,326	182,326	191,443	191,443	201,015	201,015	211,065	221,619	232,700	1,029,102
Unsealed Roads Maintenance*	138,915	138,915	145,861	145,861	153,154	153,154	160,811	168,852	177,295	784,076
Sub-Total for Maintenance & Operational Plans	1,581,134	2,016,216	1,554,908	1,881,326	1,627,974	1,965,443	1,734,410	2,125,601	2,212,807	10,201,392
TOTAL FIVE YEAR PLANS	7,352,046	29,782,016	9,399,753	16,295,321	8,609,319	21,837,008	5,368,655	10,488,846	17,935,238	96,338,428

* 2012-13 onwards has incorporated a 5% increase in anticipated costs

AIRPORT REDEVELOPMENT PROGRAM & ASSOCIATED FUNDING

	2012-13	2013-14	2014-15	2015-16	2016-17	TOTAL
EXPENDITURE						
Resheet Runway	7,000,000					7,000,000
Carpark lighting	250,000					250,000
Repair runway safety ends	300,000					300,000
Hire Car Development	6,000,000					6,000,000
Electrical Ring Main	2,500,000					2,500,000
Freight Facility	4,500,000					4,500,000
Stage 1 Terminal (\$2M CF in September Review)	2,250,000	3,750,000	5,000,000	5,000,000		16,000,000
Electrical Vehicle Access Gates	25,000					25,000
Bus parking (\$619K CF factored in)	150,000	1,500,000				1,650,000
Airport Operations Building	1,100,000	2,400,000				3,500,000
Replace Open Water Drain		350,000				350,000
Resite Emergency Fire Pumps and Tanks		1,000,000				1,000,000
Replace Lights with LED's		90,000				90,000
Staff Housing			1,000,000			1,000,000
Install Water Treatment Plant			3,000,000			3,000,000
Install Solar Power Station			3,000,000			3,000,000
Refurbish Quarantine Incinerator		300,000				300,000
Re-site Quarantine Facility		300,000				300,000
Security Fencing - Stage 2		1,500,000				1,500,000
Design Aircraft Service Hanger		200,000				200,000
Construct Aircraft Service Hanger			4,300,000			4,300,000
Rebuild runway 18/36		1,500,000				1,500,000
Extend Runway 14/32					12,000,000	12,000,000
Demolition of Airport Operations Building		250,000				250,000
TOTAL	24,075,000	13,140,000	16,300,000	5,000,000	12,000,000	70,515,000
SOURCES OF FUNDING						
<u>RADS</u>						
Resite Emergency Fire Pumps and Tanks		500,000				500,000
Rebuild runway 18/36		750,000				750,000
<u>BHP Billiton - Precinct 3</u>						
Lots 1-33		24,812,000	2,567,790	2,644,824	2,223,409	32,248,023
Lot 36		1,000,000	1,030,000	1,060,900		3,090,900
Lots 37-39		1,508,000	1,553,240	1,599,837		4,661,077
<u>Revenue Generating New Facilities</u>						
Hire Car Revenue		510,000	1,020,000	1,045,500	1,071,638	3,647,138
Freight Facility Revenue		777,600	797,040	816,966	837,390	3,228,996
<u>Loan Funds</u>	15,075,000					15,075,000
<u>Costs Associated with Loan Funds</u>						
Interest Repayments (& Guarantee Fee)		- 695,680	- 453,744	- 199,561		- 1,348,985
Principal Repayments		- 4,778,981	- 5,020,917	- 5,275,102		- 15,075,000
<u>Airport Capital Reserve</u>	9,000,000	- 11,242,938	14,806,592	3,306,635	7,867,563	23,737,852
TOTAL	24,075,000	13,140,000	16,300,000	5,000,000	12,000,000	70,515,000