



# **TOWN OF PORT HEDLAND**

## **ADOPTED BUDGET**

**FOR THE YEAR ENDED**

**30 JUNE 2012**

**2011-12 BUDGET**



# TOWN OF PORT HEDLAND

## BUDGET

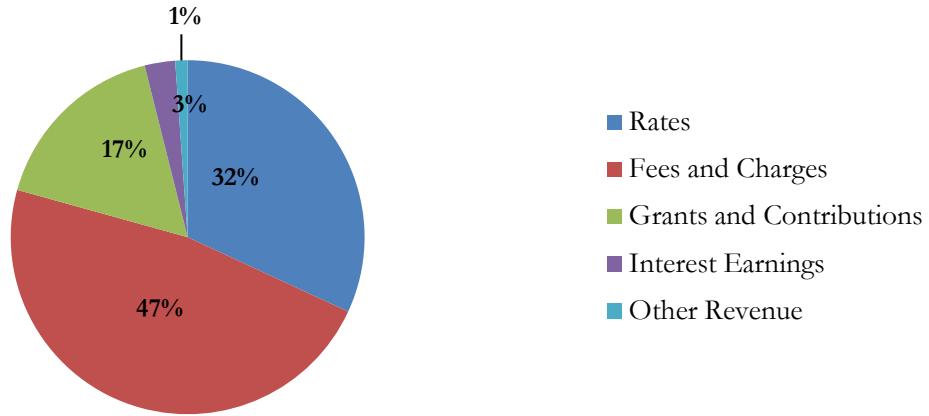
FOR THE YEAR ENDED 30 JUNE 2012

### TABLE OF CONTENTS

<b>ITEM</b>	<b>PAGE No.</b>
Budget at a Glance	3
Statement of Comprehensive Income By Nature or Type	4
Statement of Comprehensive Income By Program	5
Statement of Cash Flows	7
Rate Setting Statement	8
Notes to and Forming Part of the Budget	9 to 41
Fees & Charges	42 to 61
Detailed Budget by Function	
Summary	62
General Purpose Funding	63 to 64
Governance	65 to 69
Law, Order and Public Safety	70 to 75
Health	76 to 78
Education and Welfare	79 to 86
Housing	87 to 89
Community Amenities	90 to 98
Recreation and Culture	99 to 115
Transport	116 to 126
Economic Services	127 to 131
Other Property and Services	131 to 135
Management Budget	
5 Year Plan - Summary	A1

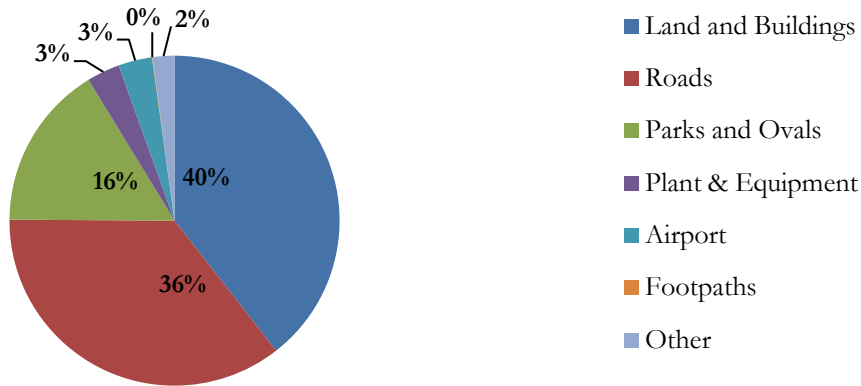
# BUDGET AT A GLANCE

## How are the funds raised?

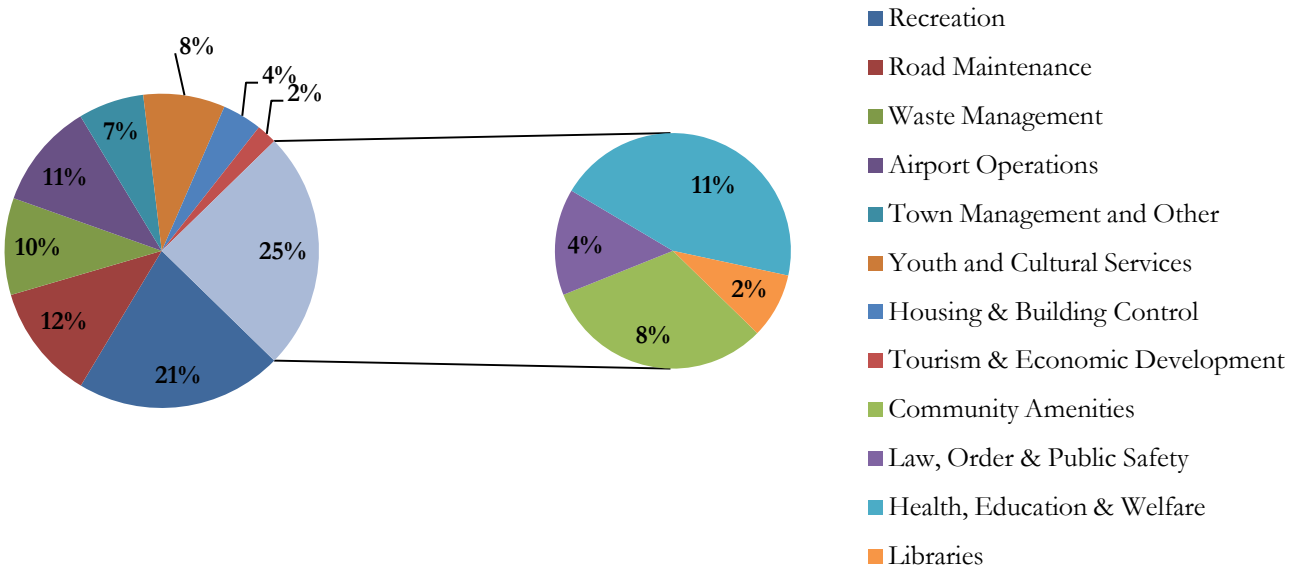


## How is the money spent?

### Capital Expenditure



### Operating Expenditure



**TOWN OF PORT HEDLAND**  
**STATEMENT OF COMPREHENSIVE INCOME**  
*BY NATURE OR TYPE*  
**FOR THE YEAR ENDED 30 JUNE 2012**

	NOTE	2011/12 Budget \$	2010/11 Actual \$	2010/11 Budget \$
<b>REVENUES FROM ORDINARY ACTIVITIES</b>				
Rates	8	15,508,133	13,504,076	13,318,745
Operating Grants, Subsidies and Contributions		8,154,544	6,917,195	4,947,346
Fees and Charges	11	23,036,410	20,794,721	18,286,272
Service Charges	10	0	0	0
Interest Earnings	2(a)	1,352,412	2,023,928	2,337,928
Other Revenue		546,910	570,515	519,137
		<u>48,598,408</u>	<u>43,810,435</u>	<u>39,409,428</u>
<b>EXPENSES FROM ORDINARY ACTIVITIES</b>				
Employee Costs		(16,349,035)	(12,782,881)	(13,064,860)
Materials and Contracts		(15,272,666)	(10,823,527)	(10,517,161)
Utility Charges		(2,128,325)	(1,617,311)	(1,293,270)
Depreciation	2(a)	(7,320,435)	(4,442,873)	(4,442,873)
Interest Expenses	2(a)	(1,412,011)	(536,233)	(962,202)
Insurance Expenses		(907,050)	(874,862)	(622,760)
Other Expenditure		(551,331)	(4,066,197)	(5,042,308)
		<u>(43,940,852)</u>	<u>(35,143,884)</u>	<u>(35,945,433)</u>
		4,657,557	8,666,551	3,463,995
Non-Operating Grants, Subsidies and Contributions		43,266,225	21,788,110	42,892,658
Profit on Asset Disposals	4	17,900	60,700	60,700
Loss on Asset Disposals	4	(83,100)	(153,400)	(153,400)
<b>NET RESULT</b>		47,858,582	30,361,961	46,263,953
<b>Other Comprehensive Income</b>		<u>0</u>	<u>0</u>	<u>0</u>
<b>TOTAL COMPREHENSIVE INCOME</b>		<u><u>47,858,582</u></u>	<u><u>30,361,961</u></u>	<u><u>46,263,953</u></u>

Please note, Other Comprehensive Income (if any) is impacted upon by external forces and is not able to be reliably estimated.

It is anticipated, in all instances, any other comprehensive income will relate to non-cash transactions and as such, have no impact on this budget document.

This statement is to be read in conjunction with the accompanying notes.

**TOWN OF PORT HEDLAND**  
**STATEMENT OF COMPREHENSIVE INCOME**  
**BY PROGRAM**  
**FOR THE YEAR ENDED 30 JUNE 2012**

	NOTE	2011/12 Budget \$	2010/11 Actual \$	2010/11 Budget \$
<b>REVENUE (Refer Notes 1,2,8 to 13)</b>				
Governance		179,260	91,647	45,560
General Purpose Funding		19,851,886	17,941,626	18,572,781
Law, Order, Public Safety		287,658	213,632	204,497
Health		47,960	65,261	68,750
Education and Welfare		43,875	471,390	536,724
Housing		245,916	272,536	272,536
Community Amenities		8,264,429	7,519,733	5,835,770
Recreation and Culture		5,018,526	3,645,488	1,981,001
Transport		11,558,425	9,993,352	8,630,694
Economic Services		2,825,143	3,318,780	3,005,785
Other Property and Services		275,330	276,990	255,330
		48,598,408	43,810,435	39,409,428
<b>EXPENSES EXCLUDING</b>				
<b>FINANCE COSTS (Refer Notes 1,2 &amp; 14)</b>				
Governance		(1,877,722)	(1,713,586)	(1,564,153)
General Purpose Funding		(520,388)	(372,019)	(374,480)
Law, Order, Public Safety		(1,567,539)	(1,140,871)	(1,055,102)
Health		(568,993)	(456,918)	(481,656)
Education and Welfare		(4,278,625)	(894,393)	(882,408)
Housing		(597,301)	(676,459)	(501,351)
Community Amenities		(7,776,205)	(5,855,659)	(5,256,482)
Recreation & Culture		(13,183,060)	(12,852,268)	(14,100,269)
Transport		(9,919,980)	(8,215,602)	(8,214,376)
Economic Services		(1,818,063)	(1,974,970)	(2,156,601)
Other Property and Services		(420,967)	(454,906)	(396,350)
		(42,528,842)	(34,607,652)	(34,983,230)
<b>FINANCE COSTS (Refer Notes 2 &amp; 5)</b>				
Governance		(2,563)	(4,496)	(4,496)
Law, Order, Public Safety		(16,858)	(18,497)	(18,497)
Education and Welfare		(20,069)	(22,020)	(22,020)
Housing		(303,253)	(283,983)	(372,494)
Community Amenities		(49,215)	(48,225)	(10,804)
Recreation and Culture		(887,900)	(100,739)	(526,709)
Transport		(128,122)	(53,995)	(2,905)
Economic Services		(4,030)	(4,278)	(4,278)
		(1,412,011)	(536,233)	(962,203)

**TOWN OF PORT HEDLAND**  
**STATEMENT OF COMPREHENSIVE INCOME**  
**BY PROGRAM**  
**FOR THE YEAR ENDED 30 JUNE 2012**

	NOTE	2011/12 Budget \$	2010/11 Actual \$	2010/11 Budget \$
<b>NON-OPERATING GRANTS, SUBSIDIES AND CONTRIBUTIONS</b>				
Law, Order, Public Safety		550,000	524,980	400,000
Education and Welfare		3,850,000	0	0
Housing		0	0	3,000,000
Community Amenities		0	0	0
Recreation and Culture		5,904,628	9,678,512	7,654,148
Transport		24,861,597	3,484,618	23,738,510
Economic Services		8,100,000	8,100,000	8,100,000
		<u>43,266,225</u>	<u>21,788,110</u>	<u>42,892,658</u>
<b>PROFIT/(LOSS) ON DISPOSAL OF ASSETS (Refer Note 4)</b>				
Community Amenities		(3,700)	(59,900)	(54,000)
Transport		(61,500)	(32,800)	(38,700)
		<u>(65,200)</u>	<u>(92,700)</u>	<u>(92,700)</u>
<b>NET RESULT</b>		<u>47,858,581</u>	<u>30,361,960</u>	<u>46,263,953</u>
<b>Other Comprehensive Income</b>		<u>0</u>	<u>0</u>	<u>0</u>
<b>TOTAL COMPREHENSIVE INCOME</b>		<u><u>47,858,581</u></u>	<u><u>30,361,960</u></u>	<u><u>46,263,953</u></u>

Please note, Other Comprehensive Income (if any) is impacted upon by external forces and is not able to be reliably estimated.

It is anticipated, in all instances, any other comprehensive income will relate to non-cash transactions and as such, have no impact on this budget document.

This statement is to be read in conjunction with the accompanying notes.

**TOWN OF PORT HEDLAND**  
**STATEMENT OF CASH FLOWS**  
**FOR THE YEAR ENDED 30 JUNE 2012**

	NOTE	2011/12 Budget \$	2010/11 Actual \$	2010/11 Budget \$
<b>Cash Flows From Operating Activities</b>				
<b>Receipts</b>				
Rates		15,197,971	13,233,994	13,052,370
Operating Grants, Subsidies & Contributions		8,154,544	6,917,195	4,947,347
Fees and Charges		21,116,709	19,061,828	16,707,416
Service Charges		0	0	0
Interest Earnings		1,352,412	2,023,928	2,397,928
Goods and Services Tax		0	0	0
Other		546,910	570,515	519,137
		<u>46,368,545</u>	<u>41,807,460</u>	<u>37,624,198</u>
<b>Payments</b>				
Employee Costs		16,235,104	12,782,881	12,969,098
Materials and Contracts		13,999,944	9,921,566	9,640,730
Utility Charges		2,021,908	1,557,470	1,138,077
Insurance Expenses		907,050	874,862	622,760
Interest Expenses		1,412,011	536,233	962,202
Goods and Services Tax		0	0	0
Other		551,331	4,066,197	5,042,308
		<u>35,127,348</u>	<u>29,739,210</u>	<u>30,375,175</u>
<b>Net Cash Provided By Operating Activities</b>	15(b)	<u>11,241,197</u>	<u>12,068,250</u>	<u>7,249,023</u>
<b>Cash Flows from Investing Activities</b>				
Payments for Development of Land Held for Resale	3	0	0	0
Payments for Purchase of Property, Plant & Equipment	3	(34,336,726)	(39,682,294)	(37,138,870)
Payments for Construction of Infrastructure Work in Progress	3	(36,207,509)	(16,831,843)	(32,463,273)
		0	0	0
Non-Operating Grants, Subsidies and Contributions used for the Development of Assets		43,266,225	21,788,110	42,892,658
Proceeds from Sale of Plant & Equipment	4	217,300	307,000	357,000
Proceeds from Advances		(0)	0	0
<b>Net Cash Used in Investing Activities</b>		<u>(27,060,710)</u>	<u>(34,419,027)</u>	<u>(26,352,485)</u>
<b>Cash Flows from Financing Activities</b>				
Repayment of Debentures	5	(935,374)	(736,052)	(889,194)
Transfer from Trust - Public Open Space		0	470,000	100,000
Transfer of Self Supporting Loans		(500,000)	(250,000)	(500,000)
Proceeds from Self Supporting Loans		66,907	57,296	51,208
Proceeds from New Debentures	5	21,778,000	3,680,000	19,878,000
<b>Net Cash Provided By (Used In) Financing Activities</b>		<u>20,409,533</u>	<u>3,221,244</u>	<u>18,640,014</u>
<b>Net Increase (Decrease) in Cash Held</b>		4,590,020	(19,129,534)	(463,448)
Cash at Beginning of Year		25,808,332	44,937,866	27,407,153
<b>Cash and Cash Equivalents at the End of the Year</b>	15(a)	<u><u>30,398,353</u></u>	<u><u>25,808,332</u></u>	<u><u>26,943,705</u></u>

This statement is to be read in conjunction with the accompanying notes.

**TOWN OF PORT HEDLAND**  
**RATE SETTING STATEMENT**  
**FOR THE YEAR ENDED 30 JUNE 2012**

	NOTE	2011/12 Budget \$	2010/11 Actual \$	2010/11 Budget \$
<b>REVENUES</b>	1,2			
Governance		179,260	91,647	45,560
General Purpose Funding		4,343,753	4,437,550	5,254,036
Law, Order, Public Safety		837,658	738,612	604,497
Health		47,960	65,261	68,750
Education and Welfare		3,893,875	471,390	536,724
Housing		245,916	272,536	3,272,536
Community Amenities		8,264,429	7,519,733	5,835,770
Recreation and Culture		10,923,154	13,324,000	9,635,149
Transport		36,437,922	13,538,670	32,429,904
Economic Services		10,925,143	11,418,780	11,105,785
Other Property and Services		275,330	276,990	255,330
		<u>76,374,400</u>	<u>52,155,168</u>	<u>69,044,041</u>
<b>EXPENSES</b>	1,2			
Governance		(1,880,285)	(1,718,082)	(1,568,649)
General Purpose Funding		(520,388)	(372,019)	(374,480)
Law, Order, Public Safety		(1,584,397)	(1,159,368)	(1,073,599)
Health		(568,993)	(456,918)	(481,656)
Education and Welfare		(4,298,694)	(916,413)	(904,428)
Housing		(900,554)	(960,442)	(873,845)
Community Amenities		(7,829,120)	(5,963,784)	(5,327,186)
Recreation & Culture		(14,070,960)	(12,953,007)	(14,626,978)
Transport		(10,127,502)	(8,363,097)	(8,310,781)
Economic Services		(1,822,093)	(1,979,248)	(2,160,880)
Other Property and Services		(420,967)	(454,906)	(396,350)
		<u>(44,023,952)</u>	<u>(35,297,285)</u>	<u>(36,098,834)</u>
<b>Net Operating Result Excluding Rates</b>		32,350,448	16,857,884	32,945,208
<b>Adjustments for Cash Budget Requirements:</b>				
<b>Non-Cash Expenditure and Revenue</b>				
(Profit)/Loss on Asset Disposals	4	65,200	92,700	92,700
Depreciation & Amortisation on Assets	2(a)	7,320,435	4,442,873	4,442,873
<b>Capital Expenditure and Revenue</b>				
Purchase Land and Buildings	3	(32,107,672)	(39,329,734)	(36,538,347)
Purchase Infrastructure Assets - Roads	3	(32,086,293)	(10,427,561)	(31,056,566)
Purchase Infrastructure Assets - Parks	3	(13,173,093)	(10,612,243)	(9,522,525)
Purchase Plant and Equipment	3	(2,628,000)	(1,991,037)	(2,310,750)
Purchase Furniture and Equipment	3	(1,408,250)	(450,065)	(244,450)
Proceeds from Disposal of Assets	4	217,300	307,000	357,000
Repayment of Debentures	5	(935,374)	(736,052)	(889,194)
Transfer to Self Supporting Loans	5	(500,000)	(250,000)	(500,000)
Proceeds from New Debentures		17,848,000	3,930,000	17,175,000
Self-Supporting Loan Principal Income		66,908	57,296	57,298
Transfer from Trust		0	470,000	100,000
Transfers to Reserves (Restricted Assets)	6	(21,929,716)	(18,829,681)	(15,888,111)
Transfers from Reserves (Restricted Assets)	6	28,016,147	40,195,492	24,376,617
ADD Estimated Surplus/(Deficit) July 1 B/Fwd	7	3,375,828	6,144,881	4,084,503
LESS Estimated Surplus/(Deficit) June 30 C/Fwd	7	(0)	3,375,828	0
<b>Amount Required to be Raised from Rates</b>		<u>(15,508,133)</u>	<u>(13,504,076)</u>	<u>(13,318,745)</u>

This statement is to be read in conjunction with the accompanying notes.



**TOWN OF PORT HEDLAND**  
**NOTES TO AND FORMING PART OF THE BUDGET**  
**FOR THE YEAR ENDED 30 JUNE 2012**

**1. SIGNIFICANT ACCOUNTING POLICIES**

The significant accounting policies which have been adopted in the preparation of this financial report are:

**(a) Basis of Accounting**

The budget has been prepared in accordance with applicable Australian Accounting Standards (as they apply to local government and not-for-profit entities), Australian Accounting Interpretations, other authoritative pronouncements of the Australian Accounting Standards Board, the Local Government Act 1995 and accompanying regulations.

The budget has also been prepared on the accrual basis and is based on historical costs, modified, where applicable, by the measurement at fair value of selected non-current assets, financial assets and liabilities.

**(b) The Local Government Reporting Entity**

All Funds through which the Council controls resources to carry on its functions have been included in the financial statements forming part of this budget.

In the process of reporting on the local government as a single unit, all transactions and balances between those funds (for example, loans and transfers between Funds) have been eliminated.

All monies held in the Trust Fund are excluded from the financial statements, but a separate statement of those monies appears at Note 16 to this budget document.

**(c) 2010/11 Actual Balances**

Balances shown in this budget as 2010/11 Actual are as forecast at the time of budget preparation and are subject to final adjustments.

**(d) Rounding Off Figures**

All figures shown in this budget, other than a rate in the dollar, are rounded to the nearest dollar.

**(e) Rates, Grants, Donations and Other Contributions**

Rates, grants, donations and other contributions are recognised as revenues when the local government obtains control over the assets comprising the contributions. Control over assets acquired from rates is obtained at the commencement of the rating period or, where earlier, upon receipt of the rates.

**(f) Goods and Services Tax**

In accordance with recommended practice, revenues, expenses and assets capitalised are stated net of any GST recoverable. Receivables and payables are stated inclusive of applicable GST.

**(g) Superannuation**

The Council contributes to a number of superannuation funds on behalf of employees.

**(h) Cash and Cash Equivalents**

Cash and cash equivalents include cash on hand, cash at bank, deposits held at call with banks, other short term highly liquid investments with original maturities of three months or less that are readily convertible to known amounts of cash and which are subject to an insignificant risk of changes in value and bank overdrafts.

Bank overdrafts are shown as short term borrowings in current liabilities on the statement of financial position.

**(i) Trade and Other Receivables**

Collectibility of trade and other receivables is reviewed on an ongoing basis. Debts that are known to be uncollectible are written off when identified. An allowance for doubtful debts is raised when there is objective evidence that they will not be collectible.

**TOWN OF PORT HEDLAND**  
**NOTES TO AND FORMING PART OF THE BUDGET**  
**FOR THE YEAR ENDED 30 JUNE 2012**

**1. SIGNIFICANT ACCOUNTING POLICIES (Continued)**

**(j) Inventories**

***General***

Inventories are valued at the lower of cost and net realisable value. Net realisable value is the estimated selling price in the ordinary course of business less the estimated costs of completion and the estimated costs necessary to make the sale.

***Land Held for Resale***

Land purchased for development and/or resale is valued at the lower of cost and net realisable value. Cost includes the cost of acquisition, development, borrowing costs and holding costs until completion of development. Finance costs and holding charges incurred after development is complete are expensed.

Revenue arising from the sale of property is recognised in the statement of comprehensive income as at the time of signing an unconditional contract of sale.

Land held for resale is classified as current except where it is held as non-current based on Council's intentions to release for sale.

**(k) Fixed Assets**

Each class of fixed assets is carried at cost or fair value as indicated less, where applicable, any accumulated depreciation or impairment losses.

***Initial Recognition***

All assets are initially recognised at cost. Cost is determined as the fair value of the assets given as consideration plus costs incidental to the acquisition. For assets acquired at no cost or for nominal consideration, cost is determined as fair value at the date of acquisition. The cost of non-current assets constructed includes the cost of all materials used in construction, direct labour on the project and an appropriate proportion of variable and fixed overhead.

***Revaluation***

Certain asset classes may be revalued on a regular basis such that the carrying values are not materially different from fair value. For infrastructure and other asset classes where no active market exists, fair value is determined to be the current replacement cost of an asset less, where applicable, accumulated depreciation calculated on a basis to reflect the already consumed or expired future economic benefits.

Increases in the carrying amount arising on revaluation of assets are credited to a revaluation surplus in equity. Decreases that offset previous increases in the same asset are charged against fair value reserves directly in equity; all other decreases are charged to the statement of comprehensive income.

Any accumulated depreciation at the date of revaluation is eliminated against the gross carrying amount of the asset and the net amount is restated to the revalued amount of the asset.

Those assets carried at a revalued amount, being their fair value at the date of revaluation less any subsequent accumulated depreciation and accumulated impairment losses, are to be revalued with sufficient regularity to ensure the carrying amount does not differ materially from that determined using fair value at reporting date.

**TOWN OF PORT HEDLAND**  
**NOTES TO AND FORMING PART OF THE BUDGET**  
**FOR THE YEAR ENDED 30 JUNE 2012**

**1. SIGNIFICANT ACCOUNTING POLICIES (Continued)**

**(l) Fixed Assets (Continued)**

***Land Under Roads***

In Western Australia, all land under roads is Crown Land, the responsibility for managing which, is vested in the local government.

Effective as at 1 July 2008, Council elected not to recognise any value for land under roads acquired on or before 30 June 2008. This accords with the treatment available in Australian Accounting Standard AASB 1051 Land Under Roads and the fact Local Government (Financial Management) Regulation 16(a)(i) prohibits local governments from recognising such land as an asset.

In respect of land under roads acquired on or after 1 July 2008, as detailed above, Local Government (Financial Management) Regulation 16(a)(i) prohibits local governments from recognising such land as an asset.

Whilst this treatment is inconsistent with the requirements of AASB 1051, Local Government (Financial Management) Regulation 4(2) provides, in the event of such an inconsistency, the Local Government (Financial Management) Regulations prevail.

Consequently, any land under roads acquired on or after 1 July 2008 is not included as an asset of the Council.

**(m) Depreciation of Non-Current Assets**

All non-current assets having a limited useful life are systematically depreciated over their useful lives in a manner which reflects the consumption of the future economic benefits embodied in those assets. Assets are depreciated from the date of acquisition or, in respect of internally constructed assets, from the time the asset is completed and held ready for use.

Depreciation is recognised on a straight-line basis, using rates which are reviewed each reporting period. Major depreciation periods are:

Buildings	30 to 50 years
Furniture and Equipment	4 to 10 years
Plant and Equipment	5 to 15 years
Sealed roads and streets	
clearing and earthworks	not depreciated
construction/road base	50 years
original surfacing and	
major re-surfacing	
- bituminous seals	20 years
- asphalt surfaces	25 years
Gravel roads	
clearing and earthworks	not depreciated
construction/road base	50 years
gravel sheet	12 years
Formed roads (unsealed)	
clearing and earthworks	not depreciated
construction/road base	50 years
Footpaths - slab	40 years
Sewerage piping	100 years
Water supply piping & drainage systems	75 years

The assets residual values and useful lives are reviewed, and adjusted if appropriate, at the end of each reporting period.

An asset's carrying amount is written down immediately to its recoverable amount if the asset's carrying amount is greater than its estimated recoverable amount.

**TOWN OF PORT HEDLAND**  
**NOTES TO AND FORMING PART OF THE BUDGET**  
**FOR THE YEAR ENDED 30 JUNE 2012**

**1. SIGNIFICANT ACCOUNTING POLICIES (Continued)**

Gains and losses on disposals are determined by comparing proceeds with the carrying amount. These gains and losses are included in the statement of comprehensive income. When revalued assets are sold, amounts included in the revaluation surplus relating to that asset are transferred to retained earnings.

**(n) Financial Instruments**

**Initial Recognition and Measurement**

Financial assets and financial liabilities are recognised when the Council becomes a party to the contractual provisions to the instrument. For financial assets, this is equivalent to the date that the Council commits itself to either the purchase or sale of the asset (ie trade date accounting is adopted).

Financial instruments are initially measured at fair value plus transaction costs, except where the instrument is classified 'at fair value through profit or loss', in which case transaction costs are expensed to profit or loss immediately.

**Classification and Subsequent Measurement**

Financial instruments are subsequently measured at fair value, amortised cost using the effective interest rate method or at cost.

Fair value represents the amount for which an asset could be exchanged or a liability settled, between knowledgeable, willing parties. Where available, quoted prices in an active market are used to determine fair value. In other circumstances, valuation techniques are adopted.

Amortised cost is calculated as:

- (a) the amount in which the financial asset or financial liability is measured at initial recognition;
- (b) less principal repayments;
- (c) plus or minus the cumulative amortisation of the difference, if any, between the amount initially recognised and the maturity amount calculated using the effective interest rate method; and
- (b) less any reduction for impairment.

The effective interest rate method is used to allocate interest income or interest expense over the relevant period and is equivalent to the rate that exactly discounts estimated future cash payments or receipts (including fees, transaction costs and other premiums or discounts) through the expected life (or when this cannot be reliably predicted, the contractual term) of the financial instrument to the net carrying amount of the financial asset or financial liability. Revisions to expected future net cash flows will necessitate an adjustment to the carrying value with a consequential recognition of an income or expense in profit or loss.

*(i) Financial assets at fair value through profit and loss*

Financial assets at fair value through profit or loss are financial assets held for trading. A financial asset is classified in this category if acquired principally for the purpose of selling in the short term. Derivatives are classified as held for trading unless they are designated as hedges. Assets in this category are classified as current assets.

*(ii) Loans and receivables*

Loans and receivables are non-derivative financial assets with fixed or determinable payments that are not quoted in an active market and are subsequently measured at amortised cost.

Loans and receivables are included in current assets, except for those which are not expected to mature within 12 months after the end of the reporting period (classified as non-current assets).

**TOWN OF PORT HEDLAND**  
**NOTES TO AND FORMING PART OF THE BUDGET**  
**FOR THE YEAR ENDED 30 JUNE 2012**

**1. SIGNIFICANT ACCOUNTING POLICIES (Continued)**

*iii) Held-to-maturity investments*

Held-to-maturity investments are non-derivative financial assets with fixed maturities and fixed or determinable payments that the Council's management has the positive intention and ability to hold to maturity.

Held-to-maturity financial assets are included in non-current assets, except for those which are expected to mature within 12 months after the end of the reporting period, which are classified as current assets.

If the Council were to sell other than an insignificant amount of held-to-maturity financial assets, the whole category would be tainted and reclassified as available-for-sale.

*(iv) Available-for-sale financial assets*

Available-for-sale financial assets are non-derivative financial assets that are either not suitable to be classified into other categories of financial assets due to their nature, or they are designated as such by management. They comprise investments in the equity of other entities where there is neither a fixed maturity nor fixed or determinable payments.

Available-for-sale financial assets are included in non-current assets, except for those which are expected to mature within 12 months of the end of the reporting period (classified as current assets).

*(v) Financial liabilities*

Non-derivative financial liabilities (excluding financial guarantees) are subsequently measured at amortised cost.

**Impairment**

At the end of each reporting period, the Council assesses whether there is objective evidence that a financial instrument has been impaired. In the case of available-for-sale financial instruments, a prolonged decline in the value of the instrument is considered to determine whether impairment has arisen. Impairment losses are recognised in the statement of comprehensive income.

**(o) Estimation of Fair Value**

The fair value of financial assets and financial liabilities must be estimated for recognition and measurement or for disclosure purposes.

The fair value of financial instruments traded in active markets is based on quoted market prices at the balance sheet date.

The fair value of financial instruments that are not traded in an active market is determined using valuation techniques. Council uses a variety of methods and makes assumptions that are based on market conditions existing at each balance date. These include the use of recent arm's length transactions, reference to other instruments that are substantially the same, discounted cash flow analysis, and option pricing models making maximum use of market inputs and relying as little as possible on entity-specific inputs.

Quoted market prices or dealer quotes for similar instruments are used for long-term debt instruments held. Other techniques, such as estimated discounted cash flows, are used to determine fair value for the remaining financial instruments.

The nominal value less estimated credit adjustments of trade receivables and payables are assumed to approximate their fair values. The fair value of financial liabilities for disclosure purposes is estimated by discounting the future contractual cash flows at the current market interest rate that is available to the Council for similar financial instruments.

**TOWN OF PORT HEDLAND**  
**NOTES TO AND FORMING PART OF THE BUDGET**  
**FOR THE YEAR ENDED 30 JUNE 2012**

**1. SIGNIFICANT ACCOUNTING POLICIES (Continued)**

**(n) Impairment**

In accordance with Australian Accounting Standards the Council's assets, other than inventories, are assessed at each reporting date to determine whether there is any indication they may be impaired.

Where such an indication exists, an estimate of the recoverable amount of the asset is made in accordance with AASB 136 "Impairment of Assets" and appropriate adjustments made.

An impairment loss is recognised whenever the carrying amount of an asset or its cash-generating unit exceeds its recoverable amount. Impairment losses are recognised in the Statement of Comprehensive Income.

For non-cash generating assets such as roads, drains, public buildings and the like, value in use is represented by the depreciated replacement cost of the asset.

At the time of adopting the budget, it is not possible to estimate the amount of impairment losses (if any) as at 30 June 2012.

In any event, an impairment loss is a non-cash transaction and consequently, has no impact on this budget document.

**(o) Trade and Other Payables**

Trade and other payables represent liabilities for goods and services provided to the Council prior to the end of the financial year that are unpaid and arise when the Council becomes obliged to make future payments in respect of the purchase of these goods and services.

The amounts are unsecured and are usually paid within 30 days of recognition.

**(p) Employee Benefits**

The provisions for employee benefits relates to amounts expected to be paid for long service leave, annual leave, wages and salaries and are calculated as follows:

*(i) Wages, Salaries, Annual Leave and Long Service Leave (Short-term Benefits)*

The provision for employees' benefits to wages, salaries, annual leave and long service leave expected to be settled within 12 months represents the amount the municipality has a present obligation to pay resulting from employees services provided to reporting date. The provision has been calculated at nominal amounts based on remuneration rates the Council expects to pay and includes related on-costs.

*(ii) Annual Leave and Long Service Leave (Long-term Benefits)*

The liability for long service leave is recognised in the provision for employee benefits and measured as the present value of expected future payments to be made in respect of services provided by employees up to the reporting date using the projected unit credit method. Consideration is given to expected future wage and salary levels, experience of employee departures and periods of service. Expected future payments are discounted using market yields at the reporting date on national government bonds with terms to maturity and currency that match as closely as possible, the estimated future cash outflows. Where Council does not have the unconditional right to defer settlement beyond 12 months, the liability is recognised as a current liability.

**(q) Borrowing Costs**

Borrowing costs are recognised as an expense when incurred except where they are directly attributable to the acquisition, construction or production of a qualifying asset. Where this is the case, they are capitalised as part of the cost of the particular asset.

**TOWN OF PORT HEDLAND**  
**NOTES TO AND FORMING PART OF THE BUDGET**  
**FOR THE YEAR ENDED 30 JUNE 2012**

**1. SIGNIFICANT ACCOUNTING POLICIES (Continued)**

**(r) Provisions**

Provisions are recognised when:

- a) the Council has a present legal or constructive obligation as a result of past events;
- b) for which it is probable that an outflow of economic benefits will result to settle the obligation; and
- c) that outflow can be reliably measured.

Provisions are measured using the best estimate of the amounts required to settle the obligation at the end of the reporting period.

Provisions are not recognised for future operationg losses.

**(t) Current and Non-Current Classification**

In the determination of whether an asset or liability is current or non-current, consideration is given to the time when each asset or liability is expected to be settled. The asset or liability is classified as current if it is expected to be settled within the next 12 months, being the Council's operational cycle. In the case of liabilities where Council does not have the unconditional right to defer settlement beyond 12 months, such as vested long service leave, the liability is classified as current even if not expected to be settled within the next 12 months. Inventories held for trading are classified as current even if not expected to be realised in the next 12 months except for land held for resale where it is held as non-current based on Council's intentions to release for sale.

**(t) Comparative Figures**

Where required, comparative figures have been adjusted to conform with changes in presentation of the current budget year.

**(u) Budget Comparative Figures**

Unless otherwise stated, the budget comparative figures shown in this budget document relate to the original budget estimate for the relevant item of disclosure.

**TOWN OF PORT HEDLAND**  
**NOTES TO AND FORMING PART OF THE BUDGET**  
**FOR THE YEAR ENDED 30 JUNE 2012**

	2011/12 Budget \$	2010/11 Actual \$	2010/11 Budget \$
<b>2. REVENUES AND EXPENSES</b>			
<b>(a) Net Result from Ordinary Activities was arrived at after:</b>			
<b>(i) Charging as Expenses:</b>			
<b>Auditors Remuneration</b>			
Audit Services	25,000	24,000	24,000
Other Services	25,000	26,000	11,000
<b>Depreciation</b>			
<b><u>By Program</u></b>			
Governance	228,159	182,137	182,137
General Purpose Funding	0	0	0
Law, Order, Public Safety	181,610	48,514	48,514
Health	62,653	41,383	41,383
Education and Welfare	78,748	79,616	79,616
Housing	293,563	164,296	164,296
Community Amenities	453,167	360,996	360,996
Recreation and Culture	2,014,485	628,475	628,475
Transport	3,351,199	2,570,028	2,570,028
Economic Services	23,485	20,751	20,751
Other Property and Services	633,366	346,676	346,676
	7,320,435	4,442,873	4,442,873
<b><u>By Class</u></b>			
Land and Buildings	1,457,246	884,423	884,423
Furniture and Equipment	512,095	310,798	310,798
Plant and Equipment	1,445,843	877,502	877,502
Roads and Other	3,677,882	2,232,157	2,232,158
Footpaths	3,916	2,377	2,377
Drainage	223,452	135,616	135,616
	7,320,435	4,442,873	4,442,874
<b>Borrowing Costs (Interest)</b>			
- Finance Lease Charges	0	0	0
- Debentures ( <i>refer note 5(a)</i> )	1,412,011	536,233	962,202
	1,412,011	536,233	962,202
<b>Rental Charges</b>			
- Operating Leases	195,000	150,552	52,578
	195,000	150,552	52,578
<b>(ii) Crediting as Revenues:</b>			
<b>Interest Earnings</b>			
Investments			
- Reserve Funds	953,800	1,536,400	936,400
- Other Funds	270,000	370,000	1,294,000
- Loans	78,612	67,528	67,528
Other Interest Revenue ( <i>refer note 13</i> )	50,000	50,000	40,000
	1,352,412	2,023,928	2,337,928



**TOWN OF PORT HEDLAND**  
**NOTES TO AND FORMING PART OF THE BUDGET**  
**FOR THE YEAR ENDED 30 JUNE 2012**

**2. REVENUES AND EXPENSES (Continued)**

**(b) Statement of Objective**

In order to discharge its responsibilities to the community, Council has developed a set of operational and financial objectives. These objectives have been established both on an overall basis and for each of its broad activities/programs.

Council operations as disclosed in this budget encompass the following service orientated activities/programs:

**GOVERNANCE**

Objective: To provide a decision making process for the efficient allocation of scarce resources.

Activities: Administration and operation of facilities and services to members of council; other costs that relate to the tasks of assisting elected members and ratepayers on matters which do not concern specific council services.

**GENERAL PURPOSE FUNDING**

Objective: To collect revenue to allow for the provision of services.

Activities: Rates, general purpose government grants and interest revenue.

**LAW, ORDER, PUBLIC SAFETY**

Objective: To provide services to help ensure a safer community.

Activities: Supervision of various by-laws, fire prevention, emergency services & animal control.

**HEALTH**

Objective: To provide an operational framework for good community health.

Activities: Food quality and pest control, and Aboriginal Environment health

**EDUCATION AND WELFARE**

Objective: To meet the needs of the community in these areas.

Activities: Operation of senior and frail citizens' centres, day care centres and theatre; and assistance to playgroups, aged care and other voluntary services.

**HOUSING**

Objective: Help ensure adequate housing.

Activities: Maintenance of staff and community housing.

**COMMUNITY AMENITIES**

Objective: Provide services required by the community

Activities: Rubbish Collection services, operation of tips, administration of the town planning scheme, maintenance of cemeteries, maintenance of rest centre and storm water drainage.

**RECREATION AND CULTURE**

Objective: To establish and manage efficiently infrastructure and resources which will help the social wellbeing of the community.

Activities: Maintenance of halls, aquatic centres, recreation centres and various reserves; operation of library and arts centre operations.

**TOWN OF PORT HEDLAND**  
**NOTES TO AND FORMING PART OF THE BUDGET**  
**FOR THE YEAR ENDED 30 JUNE 2012**

**2. REVENUES AND EXPENSES (Continued)**

**(b) Statement of Objective (Continued)**

**TRANSPORT**

Objective: To provide effective and efficient transport services to the community.

Activities: Airport operations; construction and maintenance of streets, roads, bridges; cleaning and lighting of streets.

**ECONOMIC SERVICES**

Objective: To help promote the Town and improve its economic wellbeing.

Activities: The regulation and provision of tourism, area promotion, building control and cattleyards.

**OTHER PROPERTY SERVICES**

Activities: Private works operation, plant repairs and operation costs.

**3. ACQUISITION OF ASSETS**

The following assets are budgeted to be acquired during the year:

	<b>2011/12</b>
<b><u>By Program</u></b>	<b>Budget</b>
	<b>\$</b>
Governance	1,162,450
Law, Order, Public Safety	629,000
Health	5,000
Education and Welfare	5,290,000
Housing	1,442,500
Community Amenities	4,413,866
Recreation and Culture	30,770,757
Transport	37,689,735
Economic Services	0
Other Property and Services	0
	<b><u>81,403,308</u></b>
<b><u>By Class</u></b>	
Land Held for Resale	
Land and Buildings	32,107,672
Infrastructure Assets - Roads & Other	32,086,293
Infrastructure Assets - Parks and Ovals	13,173,093
Plant and Equipment	2,628,000
Furniture and Equipment	1,408,250
	<b><u>81,403,308</u></b>

A detailed breakdown of acquisitions on an individual asset basis can be found in the supplementary information attached to this budget document.

**TOWN OF PORT HEDLAND**  
**NOTES TO AND FORMING PART OF THE BUDGET**  
**FOR THE YEAR ENDED 30 JUNE 2012**

**4. DISPOSALS OF ASSETS**

The following assets are budgeted to be disposed of during the year.

	Net Book Value	Sale Proceeds	Profit (Loss)
	2011/12 BUDGET	2011/12 BUDGET	2011/12 BUDGET
<u>By Program</u>	\$	\$	\$
<b>Community Amenities</b>			
PH10281 - Hilux 4x4 Single Cab	21,200	17,500	(3,700)
<b>Transport</b>			
PH9743 - Camry Altise	13,000	11,100	(1,900)
PH10814 - Hilux 4x4 Extra Cab	34,600	24,400	(10,200)
PH9742 - Camry Altise	13,000	11,100	(1,900)
PH10214 - Hilux 4x2 Dual Cab	19,700	15,300	(4,400)
PH9903 - Hilux 4x2 Dual Cab	19,500	15,300	(4,200)
PH10732 - Hilux 4x4 Dual Cab	32,600	25,100	(7,500)
PH10280 - Hilux 4x2 Dual Cab	21,200	15,300	(5,900)
PH10283 - Hilux 4x2 Single Cab	18,500	12,400	(6,100)
PH10278 - Hilux 4x2 Single Cab	18,500	12,400	(6,100)
PH10213 - Hilux 4x2 Single Cab	18,200	12,400	(5,800)
P12081707 - Toro Z-Master Mower	15,200	5,000	(10,200)
P30427 - John Deere	0	5,000	5,000
P30471- John Deere	11,800	5,000	(6,800)
P30323- John Deere	3,800	5,000	1,200
P12081807 - Toro Groundmaster	13,400	5,000	(8,400)
P1212270 - Kubota	0	10,000	10,000
P30218 - John Deere	8,300	10,000	1,700
	<b>282,500</b>	<b>217,300</b>	<b>(65,200)</b>

**TOWN OF PORT HEDLAND**  
**NOTES TO AND FORMING PART OF THE BUDGET**  
**FOR THE YEAR ENDED 30 JUNE 2012**

**4. DISPOSALS OF ASSETS (Continued)**

The following assets are budgeted to be disposed of during the year.

<u>By Class</u>	Net Book Value	Sale Proceeds	Profit(Loss)
	2011/12 BUDGET	2011/12 BUDGET	2011/12 BUDGET
	\$	\$	\$
<b>Plant and Equipment</b>			
PH10281 - Hilux 4x4 Single Cab	21,200	17,500	(3,700)
PH9743 - Camry Altise	13,000	11,100	(1,900)
PH10814 - Hilux 4x4 Extra Cab	34,600	24,400	(10,200)
PH9742 - Camry Altise	13,000	11,100	(1,900)
PH10214 - Hilux 4x2 Dual Cab	19,700	15,300	(4,400)
PH9903 - Hilux 4x2 Dual Cab	19,500	15,300	(4,200)
PH10732 - Hilux 4x4 Dual Cab	32,600	25,100	(7,500)
PH10280 - Hilux 4x2 Dual Cab	21,200	15,300	(5,900)
PH10283 - Hilux 4x2 Single Cab	18,500	12,400	(6,100)
PH10278 - Hilux 4x2 Single Cab	18,500	12,400	(6,100)
PH10213 - Hilux 4x2 Single Cab	18,200	12,400	(5,800)
P12081707 - Toro Z-Master Mower	15,200	5,000	(10,200)
P30427 - John Deere	0	5,000	5,000
P30471 - John Deere	11,800	5,000	(6,800)
P30323 - John Deere	3,800	5,000	1,200
P12081807 - Toro Groundmaster	13,400	5,000	(8,400)
P1212270 - Kubota	0	10,000	10,000
P30218 - John Deere	8,300	10,000	1,700
	<b>282,500</b>	<b>217,300</b>	<b>(65,200)</b>

Summary

	2011/12 BUDGET
	\$
Profit on Asset Disposals	17,900
Loss on Asset Disposals	(83,100)
	<b>(65,200)</b>

**TOWN OF PORT HEDLAND**  
**NOTES TO AND FORMING PART OF THE BUDGET**  
**FOR THE YEAR ENDED 30 JUNE 2012**

**5. INFORMATION ON BORROWINGS**

*(a) Debenture Repayments*

Particulars	Principal 1-Jul-10	New Loans	Principal Repayments		Principal Outstanding		Interest Repayments		
			2011/12 Budget	2010/11 Actual	2011/12 Budget	2010/11 Actual	2011/12 Budget	2010/11 Actual	
			\$	\$	\$	\$	\$	\$	
<b>Governance</b>									
Admin/Civic Centre Upgrade	117	90,787	36,784	34,852	54,003	55,935	2,563	4,496	
<b>Law, Order &amp; Public Safety</b>									
State Emergency Service Shed (*)	123	297,072	27,001	25,363	270,071	271,709	16,858	18,497	
<b>Education &amp; Welfare</b>									
HACC House Upgrade	122	353,656	32,144	30,194	321,512	323,462	20,069	22,020	
<b>Housing</b>									
Staff Housing	106	465,622	112,188	104,809	353,434	360,813	23,060	30,439	
Staff Housing	107	221,504	53,771	50,892	167,733	170,612	8,780	11,660	
Staff Housing - Morgans Street	125	1,462,863	42,410	39,686	1,420,453	1,423,177	95,361	98,085	
Staff Housing - Morgans Street (CFWD)	127	2,134,485	58,921	55,121	2,075,564	2,079,364	139,999	143,799	
Catamore Court Housing (CFWD)		0	1,095,000	13,718	0	1,081,282	1,095,000	36,052	0
<b>Community Amenities</b>									
Underground Power (a)	L124	200,033	0	200,033	0	0	0	10,804	
GP Housing Project (CFWD)		0	1,500,000	18,792	13,330	1,481,208	1,486,670	49,215	37,421
<b>Recreation &amp; Culture</b>									
Aquatic Centres	112	512,201	63,568	59,508	448,633	452,693	29,327	33,387	
Swimming Pool Extensions	114	302,708	35,232	33,277	267,476	269,431	15,097	17,052	
Yacht Club (*)	126	495,023	22,116	20,732	472,907	474,291	30,085	31,469	
Yacht Club (*)	126A	0	250,000	10,643	0	239,357	250,000	14,947	0

**TOWN OF PORT HEDLAND**  
**NOTES TO AND FORMING PART OF THE BUDGET**  
**FOR THE YEAR ENDED 30 JUNE 2012**

**5. INFORMATION ON BORROWINGS (Continued)**

*(a) Debenture Repayments*

Particulars	Principal 1-Jul-10	New Loans	Principal Repayments		Principal Outstanding		Interest Repayments	
			2011/12 Budget	2010/11 Actual	2011/12 Budget	2010/11 Actual	2011/12 Budget	2010/11 Actual
			\$	\$	\$	\$	\$	\$
J D Hardie Upgrade 2 (CFWD)	0	1,550,000	41,499	0	1,508,501	1,550,000	94,101	0
J D Hardie Upgrade 3 (CFWD)	0	1,446,000	36,820	0	1,409,180	1,446,000	94,331	0
Tennis Courts 120	24,422		9,901	9,356	14,521	15,066	725	1,269
PH Golf Club (*) 111	5,998		883	5,114	5,115	884	7	222
Multi Purpose Recreation Centre (CFWD)	0	7,819,000	97,956	0	7,721,044	0	254,582	0
Marquee Park - A (CFWD)	0	830,000	22,222	0	807,778	830,000	50,390	0
Marquee Park - B (CFWD)	0	4,438,000	113,005	0	4,324,995	4,438,000	287,593	0
South Hedland Bowling Club (*) (CFWD)	0	500,000	6,264	6,087	493,736	493,913	16,715	17,340
<b>Transport</b>								
Depot 113	50,810		26,216	24,594	24,594	26,216	1,283	2,905
Wallwork Road Bridge (CFWD)	0	850,000	10,649	0	839,351	0	28,090	0
Staff Housing - Airport (CFWD) 128	0	1,300,000	33,102	18,876	1,266,898	1,281,124	84,901	51,090
Staff Housing - Airport (CFWD)	0	200,000	5,093	0	194,907	0	13,849	0
<b>Economic Service</b>								
Port Hedland Visitors Centre 116	74,934		4,476	4,228	70,458	70,706	4,030	4,278
	<b>6,692,118</b>	<b>21,778,000</b>	<b>935,374</b>	<b>736,052</b>	<b>27,334,711</b>	<b>18,865,066</b>	<b>1,412,011</b>	<b>536,233</b>

(\*) Self supporting loan financed by payments from either the Golf Club South Hedland, Port Hedland Yacht Club, South Hedland Bowling Club or Fire and Emergency Services respectively.

All other debenture repayments are to be financed by general purpose revenue.

**TOWN OF PORT HEDLAND**  
**NOTES TO AND FORMING PART OF THE BUDGET**  
**FOR THE YEAR ENDED 30 JUNE 2012**

**5. INFORMATION ON BORROWINGS (Continued)**

*(b) New Debentures - 2011/12*

Particulars/Purpose	Amount Borrowed Budget	Institution	Loan Type	Term (Years)	Total Interest & Charges	Interest Rate %	Amount Used Budget	Balance Unspent \$
Staff Housing - Airport (Part CFWD)	200,000	WATC	Debenture	20	178,822	6.5	200,000	0
Catamore Court Housing (CFWD)	1,095,000	WATC	Debenture	20	935,046	6.5	1,095,000	0
GP Housing Project (CFWD)	1,500,000	WATC	Debenture	20	1,220,275	6.5	1,500,000	0
JD Hardie Upgrade 2 (Part CFWD)	1,446,000	WATC	Debenture	20	1,177,015	6.5	1,446,000	0
South Hedland Bowling Club (CFWD)	500,000	WATC	Debenture	20	437,068	6.5	500,000	0
Multi Purpose Recreation Centre (Part CFWD)	7,819,000	WATC	Debenture	20	6,282,537	6.5	7,819,000	0
Marquee Park (CFWD)	4,438,000	WATC	Debenture	20	3,573,959	6.5	4,438,000	0
Wallwork Road Bridge (CFWD)	850,000	WATC	Debenture	20	699,549	6.5	850,000	0
<b>TOTAL</b>	<b>17,848,000</b>							

*(c) Unspent Debentures*

Council had no unspent debenture funds as at 30th June 2011 nor is it expected to have unspent debenture funds as at 30th June 2012.

*(d) Overdraft*

Council has not utilised an overdraft facility during the financial year although an overdraft facility of \$50,000 with the National Australia Bank does exist. It is not anticipated that this facility will be required to be utilised during 2011/12.

**TOWN OF PORT HEDLAND**  
**NOTES TO AND FORMING PART OF THE BUDGET**  
**FOR THE YEAR ENDED 30 JUNE 2012**

	2011/12 Budget \$	2010/11 Actual \$	2010/11 Budget \$
<b>6. RESERVES</b>			
<b>(a) Leave Reserve</b>			
Opening Balance	935,565	941,931	931,183
Amount Set Aside / Transfer to Reserve	42,100	70,453	41,900
Amount Used / Transfer from Reserve	0	76,819	0
	<u>977,665</u>	<u>935,565</u>	<u>973,083</u>
<b>(b) Waste Management Reserve</b>			
Opening Balance	1,629,438	323,852	1,460,565
Amount Set Aside / Transfer to Reserve	2,539,087	2,467,410	1,851,972
Amount Used / Transfer from Reserve	2,352,811	1,161,824	1,541,867
	<u>1,815,714</u>	<u>1,629,438</u>	<u>1,770,670</u>
<b>(c) Plant Reserve</b>			
Opening Balance	279,581	260,000	260,000
Amount Set Aside / Transfer to Reserve	12,600	19,581	11,700
Amount Used / Transfer from Reserve	0	0	0
	<u>292,181</u>	<u>279,581</u>	<u>271,700</u>
<b>(d) Lights Replacement Reserve</b>			
Opening Balance	4,083	36,380	35,656
Amount Set Aside / Transfer to Reserve	200	2,703	1,600
Amount Used / Transfer from Reserve	0	35,000	35,000
	<u>4,283</u>	<u>4,083</u>	<u>2,256</u>
<b>(e) Car Parking Reserve</b>			
Opening Balance	262,299	150,924	150,196
Amount Set Aside / Transfer to Reserve	511,800	111,375	6,800
Amount Used / Transfer from Reserve	0	0	0
	<u>774,099</u>	<u>262,299</u>	<u>156,996</u>
<b>(f) Depot Facilities Reserve</b>			
Opening Balance	15,850	14,704	14,607
Amount Set Aside / Transfer to Reserve	700	1,146	700
Amount Used / Transfer from Reserve	0	0	0
	<u>16,550</u>	<u>15,850</u>	<u>15,307</u>
<b>(g) Airport Reserve</b>			
Opening Balance	8,277,905	6,808,985	5,586,698
Amount Set Aside / Transfer to Reserve	5,661,407	5,554,229	4,195,659
Amount Used / Transfer from Reserve	8,654,415	4,085,309	3,956,544
	<u>5,284,897</u>	<u>8,277,905</u>	<u>5,825,813</u>



**TOWN OF PORT HEDLAND**  
**NOTES TO AND FORMING PART OF THE BUDGET**  
**FOR THE YEAR ENDED 30 JUNE 2012**

	2011/12 Budget \$	2010/11 Actual \$	2010/11 Budget \$
<b>6. RESERVES (Continued)</b>			
<b>(h) SES Shed Reserve</b>			
Opening Balance	33,726	31,375	31,088
Amount Set Aside / Transfer to Reserve	1,500	2,351	1,400
Amount Used / Transfer from Reserve	0	0	0
	<u>35,226</u>	<u>33,726</u>	<u>32,488</u>
<b>(i) Waste Management &amp; Recycling Reserve</b>			
Opening Balance	433,479	403,255	399,840
Amount Set Aside / Transfer to Reserve	19,500	30,224	18,000
Amount Used / Transfer from Reserve	0	0	0
	<u>452,979</u>	<u>433,479</u>	<u>417,840</u>
<b>(j) SH Library Reserve</b>			
Opening Balance	13,963	12,970	12,855
Amount Set Aside / Transfer to Reserve	600	993	600
Amount Used / Transfer from Reserve	0	0	0
	<u>14,563</u>	<u>13,963</u>	<u>13,455</u>
<b>(k) BHP Reserve</b>			
Opening Balance	4,629,607	13,384,242	10,344,959
Amount Set Aside / Transfer to Reserve	8,208,300	8,876,458	8,465,500
Amount Used / Transfer from Reserve	12,407,453	17,631,093	18,743,206
	<u>430,454</u>	<u>4,629,607</u>	<u>67,253</u>
<b>(l) Newcrest Reserve</b>			
Opening Balance	102,643	2,274	5,953
Amount Set Aside / Transfer to Reserve	104,600	100,369	100,300
Amount Used / Transfer from Reserve	200,000	0	100,000
	<u>7,243</u>	<u>102,643</u>	<u>6,253</u>
<b>(m) Civil Building/Infrastructure Reserve</b>			
Opening Balance	89,557	83,525	76,903
Amount Set Aside / Transfer to Reserve	4,000	6,032	3,500
Amount Used / Transfer from Reserve	0	0	0
	<u>93,557</u>	<u>89,557</u>	<u>80,403</u>
<b>(n) Spoilbank Reserve</b>			
Opening Balance	524,113	490,446	418,798
Amount Set Aside / Transfer to Reserve	23,600	33,667	18,800
Amount Used / Transfer from Reserve	0	0	0
	<u>547,713</u>	<u>524,113</u>	<u>437,598</u>

**TOWN OF PORT HEDLAND**  
**NOTES TO AND FORMING PART OF THE BUDGET**  
**FOR THE YEAR ENDED 30 JUNE 2012**

	2011/12 Budget \$	2010/11 Actual \$	2010/11 Budget \$
<b>6. RESERVES (Continued)</b>			
<b>(o) Royalties for Regions Reserve</b>			
Opening Balance	790,584	17,189,695	0
Amount Set Aside / Transfer to Reserve	35,600	686,336	0
Amount Used / Transfer from Reserve	558,268	17,085,447	0
	<u>267,916</u>	<u>790,584</u>	<u>0</u>
<b>(p) Community Facilities Reserve</b>			
Opening Balance	984,767	238,413	1,078,672
Amount Set Aside / Transfer to Reserve	919,322	866,354	1,169,680
Amount Used / Transfer from Reserve	0	120,000	0
	<u>1,904,089</u>	<u>984,767</u>	<u>2,248,352</u>
<b>(q) GP Housing Reserve</b>			
Opening Balance	0	0	0
Amount Set Aside / Transfer to Reserve	3,844,800	0	0
Amount Used / Transfer from Reserve	3,843,200	0	0
	<u>1,600</u>	<u>0</u>	<u>0</u>
<b>Total Reserves</b>	<u><u>12,920,729</u></u>	<u><u>19,007,160</u></u>	<u><u>12,319,467</u></u>

All of the above reserve accounts are supported by money held in financial institutions.

**TOWN OF PORT HEDLAND**  
**NOTES TO AND FORMING PART OF THE BUDGET**  
**FOR THE YEAR ENDED 30 JUNE 2012**

	2011/12 Budget \$	2010/11 Actual \$	2010/11 Budget \$
<b>6. RESERVES (Continued)</b>			
<b>Summary of Transfers To Cash Backed Reserves</b>			
<b>Transfers to Reserves</b>			
Leave Reserve	42,100	70,453	41,900
Waste Management Reserve	2,539,087	2,467,410	1,851,972
Plant Reserve	12,600	19,581	11,700
Lights Replacement Reserve	200	2,703	1,600
Car Parking Reserve	511,800	111,375	6,800
Depot Facilities Reserve	700	1,146	700
Airport Reserve	5,661,407	5,554,229	4,195,659
SES Shed Reserve	1,500	2,351	1,400
Waste Management & Recycling Reserve	19,500	30,224	18,000
SH Library Reserve	600	993	600
BHP Reserve	8,208,300	8,876,458	8,465,500
Newcrest Reserve	104,600	100,369	100,300
Civil Building/Infrastructure Reserve	4,000	6,032	3,500
Spoilbank Reserve	23,600	33,667	18,800
Royalties for Regions Reserve	35,600	686,336	0
Community Facilities Reserve	919,322	866,354	1,169,680
GP Housing Reserve	3,844,800	0	0
	<u>21,929,716</u>	<u>18,829,681</u>	<u>15,888,111</u>

**TOWN OF PORT HEDLAND**  
**NOTES TO AND FORMING PART OF THE BUDGET**  
**FOR THE YEAR ENDED 30 JUNE 2012**

<b>6. RESERVES (Continued)</b>	<b>2011/12 Budget \$</b>	<b>2010/11 Actual \$</b>	<b>2010/11 Budget \$</b>
<b>Transfers from Reserves</b>			
Leave Reserve	0	76,819	0
Waste Management Reserve	2,352,811	1,161,824	1,541,867
Lights Replacement Reserve	0	35,000	35,000
Airport Reserve	8,654,415	4,085,309	3,956,544
BHP Reserve	12,407,453	17,631,093	18,743,206
Newcrest Reserve	200,000	0	100,000
Spoilbank Reserve	0	0	0
Royalties for Regions Reserve	558,268	17,085,447	0
Community Facilities Reserve	0	120,000	0
GP Housing Reserve	3,843,200	0	0
	<u>28,016,147</u>	<u>40,195,492</u>	<u>24,376,617</u>
<b>Total Transfer to/(from) Reserves</b>	<u>(6,086,431)</u>	<u>(21,365,811)</u>	<u>(8,488,506)</u>

In accordance with council resolutions in relation to each reserve account, the purpose for which the reserves are set aside are as follows:

*Leave Reserve*

- to be used to fund annual and long service leave requirements.

*Waste Management Reserve*

- to fund Council's waste management facilities, including landfill and waste collection operations.

*Plant Reserve*

- to be used for the purchase of major plant on an ongoing basis.

*Lights Replacement Reserve*

- to be used for the upgrading & replacement of oval lights on an ongoing basis.

*Car Parking Reserve*

- to be used to fund new car parking facilities when required. Funds come from the developers and are restricted to specific purposes.

*Depot Facilities Reserve*

- to be used for the depot upgrade.

*Airport Reserve*

- to fund the ongoing and future operation and upgrading of the Port Hedland International Airport.

*SES Shed Reserve*

- to hold funds associated with the construction of the SES Shed at the ToPH Airport.

*Waste Management & Recycling Reserve*

- to fund future waste recycling projects.

**TOWN OF PORT HEDLAND**  
**NOTES TO AND FORMING PART OF THE BUDGET**  
**FOR THE YEAR ENDED 30 JUNE 2012**

**6. RESERVES (Continued)**

*SH Library Reserve*

- to be used to fund South Hedland Library upgrade/extension.

*BHP Reserve*

- to hold funds contributed by BHP to assist the Council in achieving the Strategic Plan.

*Newcrest Reserve*

- to hold funds contributed by Newcrest Mining to assist Council in achieving the Strategic Plan.

*Civil Building/Infrastructure Reserve*

- for maintaining and developing all Council owned buildings and Civic infrastructure in the future.

*Spoilbank Reserve*

- for development projects on the Port Hedland Spoilbank Reserve.

*Royalties for Regions Reserve*

- to hold funds associated with contributions from the State Government to fund Royalties for Regions projects to assist Council in achieving the Strategic Plan.

*Community Facilities Reserve*

- for the development and upgrade of community infrastructure within the Town of Port Hedland.

*GP Housing Reserve*

- for the development, maintenance and ongoing management of GP Housing within the Town of Port Hedland.

The Leave, Waste Management, Plant, Lights Replacement, Car Parking, Depot Facilities, Civil Building, Airport, BHP, SES Shed, Waste Management & Recycling, South Hedland Library, Spoilbank, Newcrest Royalties for Regions, Community Facilities and GP Housing are not expected to be used within a set period as further transfers to the reserve accounts are expected as funds are utilised.

**TOWN OF PORT HEDLAND**  
**NOTES TO AND FORMING PART OF THE BUDGET**  
**FOR THE YEAR ENDED 30 JUNE 2012**

**7. NET CURRENT ASSETS**

		2011/12 Budget \$	2010/11 Actual \$
<b>Composition of Estimated Net Current Asset Position</b>			
<b>CURRENT ASSETS</b>			
Cash - Unrestricted	15(a)	17,477,624	6,801,172
Cash - Restricted Reserves	15(a)	12,920,729	19,007,160
Receivables		770,702	367,253
Inventories		9,334	7,334
		31,178,388	26,182,919
<b>LESS: CURRENT LIABILITIES</b>			
Payables and Provisions		(18,257,660)	(3,799,931)
<b>NET CURRENT ASSET POSITION</b>		12,920,729	22,382,987
Less: Cash - Restricted	15(a)	(12,920,729)	(19,007,160)
<b>ESTIMATED SURPLUS/(DEFICIENCY) C/FWD</b>		(0)	3,375,828

The estimated surplus/(deficiency) c/fwd in the 2010/11 actual column represents the surplus (deficit) brought forward as at 1 July 2011.

The estimated surplus/(deficiency) c/fwd in the 2011/12 budget column represents the surplus (deficit) carried forward as at 30 June 2012.

**TOWN OF PORT HEDLAND**  
**NOTES TO AND FORMING PART OF THE BUDGET**  
**FOR THE YEAR ENDED 30 JUNE 2012**

**8. RATING INFORMATION**

RATE TYPE	Rate in \$	Number of Properties	Rateable Value \$	2011/12 Budgeted Rate Revenue \$	2011/12 Budgeted Interim Rates \$	2011/12 Budgeted Back Rates \$	2011/12 Budgeted Total Revenue \$	2010/11 Actual \$
<b>Differential General Rate</b>								
GRV Residential	4.5625	4,549	194,789,731	8,887,281	500,000	0	9,387,281	8,289,291
GRV Commercial	5.4315	172	15,539,651	844,036	0	0	844,036	795,543
GRV Industrial	4.5625	308	22,174,578	1,011,715	0	0	1,011,715	885,630
GRV Shopping Centre	9.1250	2	6,801,360	620,624	0	0	620,624	580,020
GRV Ex Gratia	4.5625	0	0	0	0	0	0	0
GRV Mass Accommodation	9.1250	16	18,533,320	1,691,165	0	0	1,691,165	1,512,951
UV Mining Improved	31.3051	52	1,578,110	494,029	0	0	494,029	408,357
UV Mining Vacant	31.3050	12	789,892	247,276	0	0	247,276	143,220
UV Pastoral	5.1049	8	1,611,665	82,274	0	0	82,274	71,542
UV Other	10.3731	14	1,566,662	162,511	0	0	162,511	117,492
UV Other Vacant	11.7752	1	200,000	23,550	0	0	23,550	10,239
<b>Sub-Totals</b>		5,134	263,584,969	14,064,463	500,000	0	14,564,463	12,814,285
<b>Minimum Rates</b>	<b>Minimum \$</b>							
GRV Residential	1000	460	3,947,493	460,000	0	0	460,000	390,400
GRV Commercial	1000	199	1,758,260	199,000	0	0	199,000	145,600
GRV Industrial	1000	31	325,110	31,000	0	0	31,000	26,400
GRV Shopping Centre	1000	0	0	0	0	0	0	0
GRV Ex Gratia	1000	0	0	0	0	0	0	0
UV Mining Improved	1000	46	58,637	46,000	0	0	46,000	39,200
UV Mining Vacant	1000	291	190,400	291,000	0	0	291,000	186,400
UV Pastoral	1000	3	27,623	3,000	0	0	3,000	3,200
UV Other	1000	0	0	0	0	0	0	0
UV Other Vacant	1000	9	48	9,000	0	0	9,000	7,200
<b>Sub-Totals</b>		1,039	6,307,571	1,039,000	0	0	1,039,000	798,400
Ex-Gratia Rates							15,603,463	13,612,685
Specified Area Rates (Note 9)							0	0
Discounts							0	0
<b>Totals</b>							15,603,463	13,612,685
							(95,329)	(108,609)
							15,508,133	13,504,076

All land except exempt land in the Town of Port Hedland is rated according to its Gross Rental Value (GRV) in townsites or Unimproved Value (UV) in the remainder of the District.

The general rates detailed above for the 2011/12 financial year have been determined by Council on the basis of raising the revenue required to meet the deficiency between the total estimated expenditure proposed in the budget and the estimated revenue to be received from all sources other than rates and also considering the extend of any increase in rating over the level adopted in the previous year.

The minimum rates have been determined by Council on the basis that all ratepayers must make a reasonable contribution to the cost of the Local Government services/facilities.

**TOWN OF PORT HEDLAND**  
**NOTES TO AND FORMING PART OF THE BUDGET**  
**FOR THE YEAR ENDED 30 JUNE 2012**

**9. SPECIFIED AREA RATE**

No Specified Area Rates are expected to be raised in the 2011/12 Financial Year.

**10. SERVICE CHARGES**

No Service Charges are expected to be raised in the 2011/12 Financial Year.

**11. FEES & CHARGES REVENUE**

	<b>2011/12</b>	<b>2010/11</b>
	<b>Budget</b>	<b>Actual</b>
	<b>\$</b>	<b>\$</b>
Governance	4,700	5,700
General Purpose Funding	216,190	213,030
Law, Order, Public Safety	74,000	71,635
Health	47,460	44,861
Education and Welfare	36,375	50,759
Housing	0	0
Community Amenities	7,311,309	6,786,613
Recreation & Culture	864,737	453,742
Transport	11,519,725	9,892,834
Economic Services	2,823,583	3,137,217
Other Property & Services	138,330	138,330
	<u>23,036,410</u>	<u>20,794,721</u>



**TOWN OF PORT HEDLAND**  
**NOTES TO AND FORMING PART OF THE BUDGET**  
**FOR THE YEAR ENDED 30 JUNE 2012**

**12. DISCOUNTS, INCENTIVES, CONCESSIONS, & WRITE-OFFS**  
**- 2011/12 FINANCIAL YEAR**

**Discounts**

Council does not offer any discount for early payment of rates.

**Incentives**

Council has expanded their Rates Incentive Program that provides an incentive to ratepayers who elect to pay their rates as per option 1 by 12 September 2011.

Draw Prizes and their approximate values this year consist of:

***Platinum Sponsors***

\* Town of Port Hedland:-

\$14,536 - 2010 Nissan Micra including on-road costs

\$2,350 - Holiday Package for 2 to Bali including return flights, 7 nights accommodation, and daily breakfast.

\$1,173 - OZ Tent RV 5

\$1,100 - Engel 40 litre Fridge Platinum Series

\$435 - Double Jolly Matilda Swag

\* Airnorth:-

\$2,100 - 2 return flight tickets from Port Hedland to Broome (valid for 12 months from 1/7/2011)

\* BJ Young Earthmoving:-

\$2,000 - Cash

\* Pilbara Logistics:-

\$2,000 - Cash

\* Silverstar Cafe:-

\$2,000 - A private dining experience at the Silverstar Cafe

\* Shane Jacob Settlements:-

\$2,000 - Settlement fees as prescribed under the Settlement Agents Act

\* North West Telegraph:-

\$2,000 - Advertising for business or personal advertisements (must be used within 6 months of acceptance)

\* Hanson Construction Materials Pty Ltd:-

\$2,000 - Concrete delivered to site in South Hedland, Port Hedland or Wedgefield

***Gold Sponsors***

\* Harvey Norman (in conjunction with the Town of Port Hedland):-

\$1,699 - Beefeater Gas Burner BBQ

\$599 - Playstation 3 320GB

\$599 - Yamaha Ipod Docking Station

\$399 - Electrolux Bagless Vacuum Cleaner

\$379 - Westinghouse 120Ltr Bar Fridge

\$299 - Digital Photo Frame 12"

\$289 - Ipod Touch 8GB

\* Dampier Salt Ltd:-

\$1,000 - Cash plus engraved salt grinder with salt

\* O'Donnell Griffin:-

\$1,000 - Cash

\* National Australia Bank:-

\$1,000 - Cash

\* R2R Services

\$1,000 - Cash

**TOWN OF PORT HEDLAND**  
**NOTES TO AND FORMING PART OF THE BUDGET**  
**FOR THE YEAR ENDED 30 JUNE 2012**

**12. DISCOUNTS, INCENTIVES, CONCESSIONS, & WRITE-OFFS**  
**- 2011/12 FINANCIAL YEAR**

***Silver Sponsors***

\* All Seasons Karratha (AAPC Properties):-

\$560 - One night accommodation at the All Seasons Karratha including chocolate and bubbles in the room, dinner for 2 (to the value of \$100) plus full breakfast

\* Pike Plumbing & Gas & South Bound Electrical Joint Venture:-

\$500 - Cash

\* Hedland Home Hardware & Garden:-

\$500 - Cash

\* South Hedland Shopping Centre

\$500 - Cash

\* Pilbara Motor Group:-

\$500 - Cash

\* LMCD Construction:-

\$500 - Cash

***Bronze Sponsors***

\* Esplanade Hotel:-

\$480 - "Weekend Package for Two" including dinner for 2 people, 1 night accommodation and breakfast the following morning

\* "Winner's Choice Voucher":- (Valid until 31 May 2012)

Perth Ambassador Hotel (\$295): Overnight accommodation in a Deluxe Room, including full buffet breakfast for up to 2 guests

**OR**

Goodearth Hotel - Perth (\$275): Overnight accommodation in a ref. Studio Apartment, including full buffet breakfast for up to 2 guests

\* Elisi Therapies:-

\$100 - Beauty Therapy

\* Port Hedland Shopping Centre

\$455 - Cash

**TOWN OF PORT HEDLAND**  
**NOTES TO AND FORMING PART OF THE BUDGET**  
**FOR THE YEAR ENDED 30 JUNE 2012**

**Concessions**

Council in accordance with Section 6.47 of the Local Government Act 1995 (as amended) allows for a concession of rates on the following properties:

**100% Concession**

A106284 - 9 Hamilton Road, South Hedland	Bloodwood Tree Association
A113927 - 22 Beroona Loop, South Hedland	Frontier Services - Uniting Church
A400610 - 10 Smith Street, South Hedland	Frontier Services - Uniting Church
A130114 - Sub Lot 5812 Reserve 39012, South Hedland	Lotteries House
A401480 - 32 Demarchi Road, South Hedland	Pilbara Family Violence Prevention Legal Service
A156490 - Lot 5164 Shoata Road, South Hedland	Port Hedland Golf Club
A803051 - P48 Wharf Road, Port Hedland	Port Hedland Peace Memorial Seafarers Centre
A130005 - 29 Johnson Lane, Port Hedland	Port Hedland Pony Club
A156260 - Location 118 Madigan Road, Port Hedland	Port Hedland Speedway Club
A802155 - Lot 5164 Shoata Road, South Hedland	South Hedland Owners & Trainers
A156550 - Lots 55, 56, 57 McKay Sreet, Port Hedland	Volunteer Marine Rescue Service
A106282 - 1-5 Hamilton Road, South Hedland	Wirraka Maya Health Service
A406870 - Lot 2916 Stanley Street, South Hedland	Youth Involvement Centre
A802207 - Lot 2466 Lawson Street, South Hedland	Youth Involvement Centre

**50% Concession**

A402430 - Lot 2513 Dempster St, Port Hedland	Len Taplin Centre
A130286 - Lot 5653 Styles Road, Port Hedland	Port Hedland Turf Club
A154780 - 4 Treloar Street, South Hedland	Treloar Child Care Centre

**Total Budgeted Rate Concessions**

**\$ 95,329**

**TOWN OF PORT HEDLAND**  
**NOTES TO AND FORMING PART OF THE BUDGET**  
**FOR THE YEAR ENDED 30 JUNE 2012**

**13. INTEREST CHARGES AND INSTALMENTS - 2011/12 FINANCIAL YEAR**

An interest rate of 11% will be charged on all rate payments which are late along with a \$60.40 late payment penalty fee. It is estimated that this will generate interest income of \$50,000 and late payment penalty income of \$117,990. Two separate option plans will be available to ratepayers for payment of these rates.

6.41% pa will be charged on the outstanding balance of the 2006/07 Underground Power Service Charge.

Option 1 (Full Payment)

Full amount of rates and charges including arrears are to be paid on or before Monday 12 September 2011, or 35 days after the date of service appearing on the rate notice, whichever is the later.

Option 2 (4 Instalments)

First instalment to be received on or before Monday 12 September 2011 or 35 days after the date of service appearing on the rate notice, whichever is the later and including all arrears and quarter of the current rates and service charges. Second instalment is to be made on or before Friday 18 November 2011, third instalment is to be made on or before Thursday 19 January 2012, and the fourth instalment is to be made on or before Thursday 22 March 2012. Cost of the instalment plans will comprise of simple interest of 5.5% calculated from the date the first instalment is due, together with an administration fee of \$12.10 each for the three subsequent instalment notices.

Payment by Arrangement

Ratepayers can register with the Rates Section to be considered for an alternative payment arrangement. These payment arrangements will cost \$60.40 if cleared within three months of the original account, plus \$12.10 for each instalment after this period.

Deferred Rates

Eligible Pensioners may opt to defer the payment of their Rates.

The total revenue from the imposition of interest, late payment penalties and administration charges under option two, payment by arrangement, and deferment of rates payment is budgeted at \$212,990.

**14. COUNCILLORS' REMUNERATION**

The following fees, expenses and allowances were paid to council members and/or the president.	<b>2010/11 Budget \$</b>	<b>2009/10 Actual \$</b>
Meeting Fees	63,000	63,000
Mayor's Allowance	60,000	60,000
Deputy Mayor's Allowance	15,000	15,000
Travelling Expenses	5,000	5,000
Telecommunications Allowance	19,200	19,200
Technology Allowance	8,000	7,000
	<u>170,200</u>	<u>169,200</u>

**TOWN OF PORT HEDLAND**  
**NOTES TO AND FORMING PART OF THE BUDGET**  
**FOR THE YEAR ENDED 30 JUNE 2012**

**15. NOTES TO THE CASH FLOW STATEMENT**

**(a) Reconciliation of Cash**

For the purposes of the cash flow statement, cash includes cash and cash equivalents, net of outstanding bank overdrafts. Estimated cash at the end of the reporting period is as follows:

	<b>2011/12</b>	<b>2010/11</b>	<b>2010/11</b>
	<b>Budget</b>	<b>Actual</b>	<b>Budget</b>
	<b>\$</b>	<b>\$</b>	<b>\$</b>
Cash - Unrestricted	17,477,624	6,801,172	15,624,238
Cash - Restricted	12,920,729	19,007,160	12,319,467
	<u>30,398,353</u>	<u>25,808,332</u>	<u>27,943,705</u>

The following restrictions have been imposed by regulation or other externally imposed requirements:

Leave Reserve	977,665	935,565	973,083
Waste Management Reserve	1,815,714	1,629,438	1,770,670
Plant Reserve	292,181	279,581	271,700
Lights Replacement Reserve	4,283	4,083	2,256
Car Parking Reserve	774,099	262,299	156,996
Depot Facilities Reserve	16,550	15,850	15,307
Airport Reserve	5,284,897	8,277,905	5,825,813
SES Shed Reserve	35,226	33,726	32,488
Waste Management & Recycling Reserve	452,979	433,479	417,840
SH Library Reserve	14,563	13,963	13,455
BHP Reserve	430,454	4,629,607	67,253
Newcrest Reserve	7,243	102,643	6,253
Civil Building/Infrastructure Reserve	93,557	89,557	80,403
Spoilbank Reserve	547,713	524,113	437,598
Royalties for Regions Reserve	267,916	790,584	0
Community Facilities Reserve	1,904,089	984,767	2,248,352
GP Housing Reserve	1,600	0	0
<b>Total Restricted Cash</b>	<b>12,920,729</b>	<b>19,007,160</b>	<b>12,319,467</b>
Underground Power Sundry Debtor	0	0	0
<b>Total Restricted Assets</b>	<b><u>12,920,729</u></b>	<b><u>19,007,160</u></b>	<b><u>12,319,467</u></b>

**TOWN OF PORT HEDLAND**  
**NOTES TO AND FORMING PART OF THE BUDGET**  
**FOR THE YEAR ENDED 30 JUNE 2012**

**(b) Reconciliation of Net Cash Provided By  
Operating Activities to Net Result**

	2011/12 Budget \$	2010/11 Actual \$	2010/11 Budget \$
Net Result	47,858,581	30,361,960	46,263,953
Amortisation			
Depreciation	7,320,435	4,442,873	4,442,873
(Profit)/Loss on Sale of Asset	65,200	92,700	92,700
(Increase)/Decrease in Receivables	(403,449)	(657,744)	(454,727)
(Increase)/Decrease in Inventories	(2,000)	23,810	(2,000)
Increase/(Decrease) in Payables	(349,515)	(503,001)	(257,500)
Increase/(Decrease) in Employee Provisions	18,170	95,762	56,380
Grants/Contributions for the Development of Assets	(43,266,225)	(21,788,110)	(42,892,658)
<b>Net Cash from Operating Activities</b>	<u>11,241,197</u>	<u>12,068,250</u>	<u>7,249,021</u>

**(c) Undrawn Borrowing Facilities**

**Credit Standby Arrangements**

Bank Overdraft limit	50,000	50,000	0
Bank Overdraft at Balance Date	0	0	0
Credit Card limit	13,000	13,000	11,000
Credit Card Balance at Balance Date	<u>0</u>	<u>0</u>	<u>0</u>
<b>Total Amount of Credit Unused</b>	<u>63,000</u>	<u>63,000</u>	<u>11,000</u>

**Loan Facilities**

Loan Facilities in use at Balance Date	<u>27,334,711</u>	<u>18,865,066</u>	<u>23,645,992</u>
Unused Loan Facilities at Balance Date	<u>63,000</u>	<u>63,000</u>	<u>0</u>

**TOWN OF PORT HEDLAND**  
**NOTES TO AND FORMING PART OF THE BUDGET**  
**FOR THE YEAR ENDED 30 JUNE 2012**

**16. TRUST FUNDS**

Funds held at balance date over which the Municipality has no control and which are not included in the financial statements are as follows:

Detail	Balance 1-Jul-10 \$	Amounts Received \$	Amounts Paid (\$)	Balance 30-Jun-11 \$
Special Projects	1,300	0	0	1,300
Building Retention	4,616	0	0	4,616
Staff Bonds	13,596	7,010	(2,330)	18,276
Nomination Election Bonds	0	0	0	0
Ranger Services Bonds	1,100	1,397	(1,337)	1,160
Community Bank	960	0	0	960
Deposits - Halls	24,250	58,534	(64,234)	18,550
Deposits - Trailers / Community Bus	400	500	0	900
Deposits - Sports Grounds	14,040	21,500	(20,500)	15,040
Airport Cafe	16,129	0	(16,129)	0
Blackrock Stakes Donations	178	0	0	178
BRB Levy	1,216	18,668	(16,753)	3,131
BCITF Levy	59,203	627,843	(631,401)	55,645
Unclaimed Money	2,547	0	0	2,547
Sundry	601	0	0	601
Deposits - MDCC	0	500	(500)	0
Building Bonds	22,280	550	(550)	22,280
Garden Competition	4,850	0	0	4,850
Public Open Space Deposits	470,898	0	(470,000)	898
Cyclone George Fund	130,256	3,766	(5,282)	128,740
	<b>768,420</b>	<b>740,268</b>	<b>(1,229,016)</b>	<b>279,672</b>

**TOWN OF PORT HEDLAND**  
**NOTES TO AND FORMING PART OF THE BUDGET**  
**FOR THE YEAR ENDED 30 JUNE 2012**

**17. MAJOR LAND TRANSACTIONS**

**Port Hedland International Airport: Transient Workforce Accommodation**

**(a) Details**

In March 2009 the Town of Port Hedland entered into a lease agreement with Compass Group Pty Ltd for the development of a Transient Workforce Accommodation area at the Port Hedland International Airport. The land associated with the venture is owned freehold by the Town of Port Hedland, and the major land transaction requires no expenditure by the Town other than staff time and legal costs associated with the preparation of leases and deed of covenant documents. The financial return of approximately \$8.6 million over the term of the lease will increase the net operating income of the Town, which will consequently give additional funds to provide improved services and facilities for Town of Port Hedland residents.

**(b) Current Year Transactions**

	<b>2011/12</b>	<b>2010/11</b>	<b>2010/11</b>
	<b>Budget</b>	<b>Actual</b>	<b>Budget</b>
	<b>\$</b>	<b>\$</b>	<b>\$</b>
<b>Operating Revenue</b>			
- Rental Income	526,622	810,627	762,629
<b>Capital Revenue</b>			
- Sale Proceeds	0	0	0
<b>Capital Expenditure</b>			
- Purchase of Land	0	0	0
- Development Costs	0	0	0
	0	0	0
	0	0	0

There are no new assets or liabilities in relation to this land transaction as at 30 June 2011, and it is not anticipated that there will be any generated in the future for 2011/12.

**(b) Expected Future Cash Flows**

	<b>2011</b>	<b>2012</b>	<b>2013</b>	<b>2014</b>	<b>Total</b>
	<b>\$</b>	<b>\$</b>	<b>\$</b>	<b>\$</b>	<b>\$</b>
<b>Cash Outflows</b>					
- Development Costs	0	0	0	0	0
- Loan Repayments	0	0	0	0	0
	0	0	0	0	0
<b>Cash Inflows</b>					
- Lease Revenue	785,528	808,094	833,367	858,368	3,285,357
	<b>785,528</b>	<b>808,094</b>	<b>833,367</b>	<b>858,368</b>	<b>3,285,357</b>
<b>Net Cash Flows</b>	<b>785,528</b>	<b>808,094</b>	<b>833,367</b>	<b>858,368</b>	<b>3,285,357</b>
	<b>785,528</b>	<b>808,094</b>	<b>833,367</b>	<b>858,368</b>	<b>3,285,357</b>



**TOWN OF PORT HEDLAND**  
**NOTES TO AND FORMING PART OF THE BUDGET**  
**FOR THE YEAR ENDED 30 JUNE 2012**

**17. MAJOR LAND TRANSACTIONS CONTINUED...**

**Port Hedland International Airport: Transient Workforce Accommodation**

In December 2009 the Town of Port Hedland entered into a lease agreement with Mia Mia Port Hedland International Airport Pty Ltd for the development of a Transient Workforce Accommodation area at the Port Hedland International Airport. The lease revenue incorporated into the 2011/12 Budget is \$163,711 plus a contribution from the lessor of \$350,000 as an unconditional contribution to the Town of Port Hedland's community projects.

**General Practitioner Accommodation**

During 2010/11 the Town of Port Hedland commenced a doctor housing project in conjunction with BHP Billiton and the State Government to facilitate the development and construction of housing for general practitioners throughout the Town of Port Hedland. The development is a staged project that is anticipated to be delivered in three phases. The proposal at this present time has a maximum yield of 23 lots with a central park and loop road. The first stage, and the only stage funded at this time will see the construction of between 5-8 executive style residences. The total project incorporates funding of \$4.5 million from all parties (including a \$1.5 million self supporting loan from the Town which has been factored into the 2011/12 Budget. A Business Plan was developed and advertised for public consultation during 2010/11. The project is still underway with construction anticipated during 2011/12.

**Port Hedland International Airport: Transient Workforce Accommodation**

During 2011/12 the Town of Port Hedland will be entering into a lease agreement with Mia Mia Port Hedland International Airport Pty Ltd for the further extension of their Transient Workforce Accommodation area at the Port Hedland International Airport. This will be an extension to the existing lease. No additional lease fees have been incorporated into the budget at this stage until the area and rate are agreed. These lease fees will therefore be the subject of a budget review throughout the financial year.

**Port Hedland International Airport: Transient Workforce Accommodation**

Also during 2011/12 the Town will be entering into a lease agreement with Mineral Resources Ltd also for the establishment of a Transient Workforce Accommodation area. The agreement details will provide an indication of the area and rate that will be charged, and also incorporated into a Business Plan and future budget review process when the details are known.

**Future Transient Workforce Accommodation**

Further major land transactions are likely to occur in relation to the establishment of Transient Workforce Accommodation, although until approved by Council, they have not been incorporated into the 2011/12 Budget document.

**18. TRADING UNDERTAKINGS AND MAJOR TRADING UNDERTAKINGS**

It is not anticipated that any trading undertakings or major trading undertakings will occur in 2011/12.

**TOWN OF PORT HEDLAND  
PROPOSED FEES AND CHARGES  
FOR THE YEAR ENDED 30 JUNE 2012**

FEES AND CHARGES	2010/11 Budget			2011/12 Budget		
	2010/11 Fee	GST	Total Fee (GST Incl)	2011/12 Fee	GST	Total Fee (GST Incl)
<b>ADMINISTRATION</b>						
<b>Rating Charges</b>						
Rating Information Statement – per assessment	23.45	2.35	25.80	24.09	2.41	26.50
Rates Reprint	23.45	2.35	25.80	24.09	2.41	26.50
Rates Alternative Arrangement - initial establishment	53.55	5.35	58.90	54.91	5.49	60.40
Rates Alternative Arrangement - for each instalment if not cleared within three months of original account	10.73	1.07	11.80	11.00	1.10	12.10
Instalment Plans - Interest			5.5%			5.5%
Instalment Plans - Administration Fee per instalment notice	10.73	1.07	11.80	11.00	1.10	12.10
Late Payment Penalty	53.55	5.35	58.90	54.91	5.49	60.40
Settlement Enquiry – Rate Search	23.45	2.35	25.80	24.09	2.41	26.50
Settlement Enquiry – Property and Rate Search (inclusive of physical inspection)	87.73	8.77	96.50	90.00	9.00	99.00
Settlement Enquiry – Property Compliance Report	68.27	6.83	75.10	70.09	7.01	77.10
Complete Owners Listing	292.45	29.25	321.70	300.09	30.01	330.10
Other Information Listings	97.45	9.75	107.20	100.00	10.00	110.00
Extract Rate Book	23.45	2.35	25.80	24.09	2.41	26.50
Electoral Rolls	34.09	3.41	37.50	35.00	3.50	38.50
Bin Replacement 240 Litre	122.18	12.22	134.40	125.36	12.54	137.90
Classic Domestic Bin Service Fee	206.80	-	206.80	212.20	-	212.20
Premium Domestic Bin Service Fee	413.60	-	413.60	424.40	-	424.40
<b>Photocopying (per sheet)</b>						
A4 (pictures/graphics)	0.27	0.03	0.30	0.91	0.09	1.00
A4 (typed page)	0.18	0.02	0.20	0.27	0.03	0.30
A3 (pictures/graphics)	0.45	0.05	0.50	1.82	0.18	2.00
A3 (typed page)	0.27	0.03	0.30	0.55	0.05	0.60
Plan Printing – copy of plans (per page)	14.64	1.46	16.10	15.00	1.50	16.50
Plan Printing - Normal Posters	24.36	2.44	26.80	25.00	2.50	27.50
Plan Printing - Glossy Posters	68.18	6.82	75.00	70.00	7.00	77.00
Freedom of Information Research (per hour)	30.73	3.07	33.80	31.55	3.15	34.70
<b>COMMUNITY FACILITIES</b>						
<b>Discounts - Hire Fees - All Reserves (Staffing Charges May Apply)</b>						
Community Groups			25%			25%
Junior Community Groups			50%			50%
Not for Profit + No Alcohol + Open to Public No Charge			100%			100%
Junior Sports			100%			100%
School Groups During School Hours (cleaning fee may apply)			100%			100%
<b>Bond - All Events/All Facilities (unless stated otherwise)</b>						
Non Commercial - No Alcohol			500.00			500.00
Non Commercial - Alcohol			1,000.00			1,000.00
Commercial - No Alcohol			1,000.00			1,000.00
Commercial - Alcohol			2,000.00			2,000.00
<b>Gratwick Hall</b>						
Hourly Rate (Minimum 2 hours)	39.00	3.90	42.90	40.00	4.00	44.00
Daily rate with air-conditioning	307.09	30.71	337.80	315.45	31.55	347.00
Nightly rate with air-conditioning	370.45	37.05	407.50	380.09	38.01	418.10
All Day	555.64	55.56	611.20	570.00	57.00	627.00
<b>Civic Centre Gardens</b>						
Exclusive Use	224.18	22.42	246.60	230.00	23.00	253.00
Access to Toilet within Civic Centre (out of hours)	19.45	1.95	21.40	20.00	2.00	22.00

**TOWN OF PORT HEDLAND  
PROPOSED FEES AND CHARGES  
FOR THE YEAR ENDED 30 JUNE 2012**

FEES AND CHARGES	2010/11 Budget			2011/12 Budget		
	2010/11 Fee	GST	Total Fee (GST Incl)	2011/12 Fee	GST	Total Fee (GST Incl)
<b>Cleaning per Hour</b>						
Gratwick Hall	68.27	6.83	75.10	77.18	7.72	84.90
Toilets	68.27	6.83	75.10	77.18	7.72	84.90
Civic Centre Gardens	68.27	6.83	75.10	77.18	7.72	84.90
<b>Sports Ground Charges</b>						
<i>Calculated based on No. Players x No. Teams x No. Games x Charge</i>						
Game Charge	0.73	0.07	0.80	0.77	0.08	0.85
Training Charge	0.36	0.04	0.40	0.36	0.04	0.40
Juniors (playing in a junior competition)	Free		Free	Free		Free
<i>Total Charge rounded to nearest \$ (dollar)</i>						
Sporting Storage Shed - Seasonal Charge	104.55	10.45	115.00	107.27	10.73	118.00
<b>Sports Ground Charges for Commercial Usage</b>						
Per Day (Reserve and Building) Daily Rate	290.91	29.09	320.00	345.45	34.55	380.00
Per Day (Reserve Only) Daily Rate	145.45	14.55	160.00	172.73	17.27	190.00
Hourly rate (Reserve Only) - Minimum 2 hours				27.27	2.73	30.00
<b>Charges for Race Meetings (per race meeting)</b>	1,340.36	134.04	1,474.40	1,375.18	137.52	1,512.70
<b>Sports Ground Lighting</b>						
<i>Colin Matheson Oval</i>						
Low light level per hour	20.18	2.02	22.20	24.73	2.47	27.20
High light level per hour	40.36	4.04	44.40	36.82	3.68	40.50
<i>Kevin Scott Oval, South Hedland</i>						
Low light level per hour	24.09	2.41	26.50	24.73	2.47	27.20
Medium Light level per hour				36.82	3.68	40.50
High light level per hour	30.27	3.03	33.30	59.09	5.91	65.00
<i>Marie Marland Reserve, South Hedland</i>						
Low light level per hour	20.18	2.02	22.20	24.73	2.47	27.20
High light level per hour	35.82	3.58	39.40	36.82	3.68	40.50
<i>McGregor Street Reserve, Port Hedland</i>						
Lights per hour			15.00	13.64	1.36	15.00
Netball Courts – Lighting per hour (casual users). NOTE: Association meet all power charges.	15.64	1.56	17.20	16.91	1.69	18.60
<b>Cleaning and Other Charges – Reserves and Recreation Grounds</b>						
Provision of extra bins and collection of rubbish – per 240 Litre bins	40.45	4.05	44.50	41.55	4.15	45.70
Contract cleaning of toilets – per hour	75.18	7.52	82.70	77.18	7.72	84.90
<b>PARKS</b>						
Commercial per day	290.91	29.09	320.00	298.45	29.85	328.30

**TOWN OF PORT HEDLAND  
PROPOSED FEES AND CHARGES  
FOR THE YEAR ENDED 30 JUNE 2012**

FEES AND CHARGES	2010/11 Budget			2011/12 Budget		
	2010/11 Fee	GST	Total Fee (GST Incl)	2011/12 Fee	GST	Total Fee (GST Incl)
<b>AQUATIC CENTRES</b>						
<i>Pool Charges</i>						
Adult entry (16+ years)	3.73	0.37	4.10	3.82	0.38	4.20
Child entry (under 2 years)	Free		Free	Free		Free
Child entry	2.55	0.25	2.80	2.64	0.26	2.90
Spectators				1.64	0.16	1.80
Spectators – Vacation Swim	Free		Free	1.64	0.16	1.80
Family Single Day Pass	8.18	0.82	9.00	8.36	0.84	9.20
(Max of 2 Adults 2 Children) – Additional Children are at normal entry charge						
Concession	1.64	0.16	1.80	2.64	0.26	2.90
Aqua Safe Aquatic Education - Child	89.18	8.92	98.10	100.00	10.00	110.00
Aqua Safe Aquatic Education - Adult				118.18	11.82	130.00
<b>Aquatic Memberships</b>						
Adult - Fortnightly Direct Debit				20.00	2.00	22.00
Adult Join Fee				22.73	2.27	25.00
Child - Fortnightly Direct Debit				20.00	2.00	22.00
Child Join Fee				18.18	1.82	20.00
<b>Priority User Group Member</b>						
Pension Carer if required	Free		Free	Free		Free
Town of Port Hedland Staff Health Incentive (Policy Manual)	Free		Free	Free		Free
Swim Club Coaches – up to 12 nominated coaches for junior programs.	Free		Free	Free		Free
<i>Education Department</i>						
In term swimming classes/school activities:						
Students	2.09	0.21	2.30	2.18	0.22	2.40
Supervising teachers	Free		Free	Free		Free
School Carnivals	2.09	0.21	2.30	2.18	0.22	2.40
Patrons (swimmers, spectators, parents and guardians)	2.09	0.21	2.30	2.18	0.22	2.40
Lane Hire Fees (Commercial, entry charges additional) per hour	28.36	2.84	31.20	13.64	1.36	15.00
Lane Hire Fees (Community Groups, entry charges additional) per hour				10.23	1.02	11.25
<i>Aqua Run Hire</i>						
Groups – 1 <sup>st</sup> hour	45.09	4.51	49.60	54.55	5.45	60.00
- Thereafter	34.82	3.48	38.30	36.36	3.64	40.00
Aqua Bubble - public sessions (charge for each turn)				1.82	0.18	2.00
Aqua Bubble - private hire (1st hr)				54.55	5.45	60.00
Aqua Bubble - after 1st hr				36.36	3.64	40.00
Phone – Local Calls Only	0.55	0.05	0.60	0.55	0.05	0.60
<i>Programs</i>						
Fitness Classes	10.18	1.02	11.20	13.64	1.36	15.00
Fitness Classes - pensioner or concession card holder				10.23	1.02	11.25
Private Lesson (1 on 1)	42.27	4.23	46.50	43.64	4.36	48.00
Vacation Swim – students	2.09	0.21	2.30	2.18	0.22	2.40
Vacation Swim – spectators/parents	Free		Free	Free		Free
Bronze Medallion Course (per person)	155.91	15.59	171.50	185.45	18.55	204.00
Bronze Medallion Requalification (per person)	78.00	7.80	85.80	81.82	8.18	90.00
Pool Lifeguard Award Course (per person)	250.91	25.09	276.00	261.82	26.18	288.00
Pool Lifeguard Award Requalification Course (per person)	94.82	9.48	104.30	130.91	13.09	144.00
Children's Aquatic Programs x 10	59.18	5.92	65.10	67.27	6.73	74.00

**TOWN OF PORT HEDLAND  
PROPOSED FEES AND CHARGES  
FOR THE YEAR ENDED 30 JUNE 2012**

FEES AND CHARGES	2010/11 Budget			2011/12 Budget		
	2010/11 Fee	GST	Total Fee (GST Incl)	2011/12 Fee	GST	Total Fee (GST Incl)
<b>Hire Functions (per hour)</b>						
<i>Commercial</i>						
0-100 people	70.91	7.09	78.00	119.09	11.91	131.00
101-200 people	110.91	11.09	122.00	168.18	16.82	185.00
201-300 people	129.09	12.91	142.00	216.36	21.64	238.00
301-400 people	158.18	15.82	174.00	264.55	26.45	291.00
401-500 people	263.64	26.36	290.00	312.73	31.27	344.00
<i>Community Groups</i>						
1-100 people	116.36	11.64	128.00	89.55	8.95	98.50
101-200 people	163.64	16.36	180.00	126.14	12.61	138.75
201-300 people	210.91	21.09	232.00	162.27	16.23	178.50
301-400 people	257.27	25.73	283.00	198.41	19.84	218.25
401-500 people	304.55	30.45	335.00	234.55	23.45	258.00
Public Hire of Grounds – No Pool Use	66.91	6.69	73.60	68.64	6.86	75.50
Commercial Hire of Grounds – No Pool Use	72.55	7.25	79.80	74.45	7.45	81.90
<i>Special and Discount Prices</i>						
Pool Open Day (Date to be advertised) x 4	Free		Free	Free		Free
Day Time Specials – Adults (Monday to Friday 9am to 2pm during school term, not including public holidays)	2.45	0.25	2.70	2.55	0.25	2.80
<b>Gym</b>						
Gold Membership (Gym and Pool) - fortnightly direct debit				32.27	3.23	35.50
Gold Membership (Gym and Pool) - Join Fee				48.18	4.82	53.00
FIFO Membership (Gym and Pool) - fortnightly direct debit				32.27	3.23	35.50
FIFO Membership - Join Fee (Gym and Pool)				72.73	7.27	80.00
Gym & Pool Membership: 12 months	818.18	81.82	900.00	839.09	83.91	923.00
Gym & Pool Membership: 6 months	486.36	48.64	535.00	499.09	49.91	549.00
Gym & Pool Membership: 3 months	290.91	29.09	320.00	298.18	29.82	328.00
Casual Attendance	11.82	1.18	13.00	11.82	1.18	13.00
Joining Fee (inc. consultation)	47.27	4.73	52.00	48.18	4.82	53.00
Personal Training 30 minutes	47.27	4.73	52.00	48.18	4.82	53.00
Personal Training 60 minutes	80.00	8.00	88.00	81.82	8.18	90.00
Corporate Memberships (10+)			10% off each			10% off each
Corporate Memberships (20+)						20% off each
Special: Nil Joining Fee (4 x per year)						
Special: 1 month free with every 12 month membership (4 x per year)						
Casual Attendance x 10	107.25	10.73	117.98	110.00	11.00	121.00
Casual Attendance x 20	204.76	20.48	225.24	210.09	21.01	231.10

**TOWN OF PORT HEDLAND  
PROPOSED FEES AND CHARGES  
FOR THE YEAR ENDED 30 JUNE 2012**

FEES AND CHARGES	2010/11 Budget			2011/12 Budget		
	2010/11 Fee	GST	Total Fee (GST Incl)	2011/12 Fee	GST	Total Fee (GST Incl)
<b>MATT DANN CULTURAL CENTRE</b>						
<b>Movies</b>						
Adults	14.55	1.45	16.00	14.55	1.45	16.00
Concession & Matt's Mates Memberships	11.82	1.18	13.00	11.82	1.18	13.00
Children	10.00	1.00	11.00	10.00	1.00	11.00
Cheap Tuesday (One Price for All)				10.00	1.00	11.00
<i>Matt's Mates Memberships:-</i>						
Full Year Membership:-						
- Student				9.09	0.91	10.00
- Single				18.18	1.82	20.00
- Couple				36.36	3.64	40.00
- Family				45.45	4.55	50.00
Half Year Membership:-						
- Student				4.55	0.45	5.00
- Single				9.09	0.91	10.00
- Couple				18.18	1.82	20.00
- Family				22.73	2.27	25.00
<i>Non Profit Community Charges</i>						
<u>Full Day Event Basic</u>						
Time for Bump-in/Rehearsal/Performance/Bump-out				363.64	36.36	400.00
Includes basic light and sound only						
Theatre power, cleaning, staffing, extra equipment costs are in addition						
<u>Half Day Event Basic - Max 4 Hours @ \$62.50/hr</u>						
Time for Bump-in/Rehearsal/Performance/Bump-out				227.27	22.73	250.00
Includes basic light and sound only						
Theatre power, cleaning, staffing, extra equipment costs are in addition						
<u>Each Additional Performance</u>						
On same day				181.82	18.18	200.00
<u>Bare Stage Hire - Min 4 Hours @ \$50/hr</u>						
Includes Stage Air-Conditioning, cleaning and house lights only				181.82	18.18	200.00
<u>Theatre Power - Lighting and Air-Conditioning</u>						
Min 4 Hours @ \$75/hr				272.73	27.27	300.00
<u>Foyers and Dressing Room - Lighting and Airconditioning</u>						
No Charge - House lighting only				Free		Free
<u>Foyer - Basic Charge - Min 4 Hours @ \$50 p/hr</u>						
Hourly rate includes basic cleaning, lighting and power				181.82	18.18	200.00
<u>Cleaning</u>						
Theatre				90.91	9.09	100.00
*Foyer				45.45	4.55	50.00
*Green Room				45.45	4.55	50.00
(*Dependant on usage - <b>no charge if left as found</b> )						

**TOWN OF PORT HEDLAND  
PROPOSED FEES AND CHARGES  
FOR THE YEAR ENDED 30 JUNE 2012**

FEES AND CHARGES	2010/11 Budget			2011/12 Budget		
	2010/11 Fee	GST	Total Fee (GST Incl)	2011/12 Fee	GST	Total Fee (GST Incl)
<i>Commercial Charges</i>						
<u>Full Day Event Basic</u> Time for Bump-in/Rehearsal/Performance/Bump-out Includes basic light and sound only Theatre power, cleaning, staffing, extra equipment costs are in addition				727.27	72.73	800.00
<u>Half Day Event Basic - Max 4 Hours</u> Time for Bump-in/Rehearsal/Performance/Bump-out Includes basic light and sound only Theatre power, cleaning, staffing, extra equipment costs are in addition				363.64	36.36	400.00
<u>Each Additional Performance</u> On same day				363.64	36.36	400.00
<u>Bare Stage Hire - Min 4 Hours @ \$100/hr</u> Includes Stage Air-Conditioning, cleaning and house lights only				363.64	36.36	400.00
<u>Theatre Power - Lighting and Air-Conditioning</u> Min 4 Hours @ \$100/hr				363.64	36.36	400.00
<u>Foyers and Dressing Room - Lighting and Airconditioning</u> No Charge - House lighting only				Free		Free
<u>Foyer - Basic Charge - Min 4 Hours @ \$100 p/hr</u> Hourly rate includes basic cleaning, lighting and power				363.64	36.36	400.00
<u>Cleaning</u>						
Theatre				181.82	18.18	200.00
*Foyer				90.91	9.09	100.00
*Green Room				90.91	9.09	100.00
(*Dependant on usage - <b>no charge if left as found</b> )						
<b>Merchandise Fee</b>						
<i>Option 1</i> ToPH staff sell all merchandise - \$250.00 or 10% of total ticket sales whichever is greater.	195.00	19.50	214.50	227.27	22.73	250.00
<i>Ticket Production</i>						
Ticketing Setup Fee				36.36	3.64	40.00
Reserved Seating Mode - 85 cents per ticket	214.36	21.44	235.80	0.77	0.08	0.85
General Seating Mode - 65 cents per ticket	157.18	15.72	172.90	0.59	0.06	0.65
<i>Bond</i>						
Bond for Venue Hire				454.55	45.45	500.00

**TOWN OF PORT HEDLAND  
PROPOSED FEES AND CHARGES  
FOR THE YEAR ENDED 30 JUNE 2012**

FEES AND CHARGES	2010/11 Budget			2011/12 Budget		
	2010/11 Fee	GST	Total Fee (GST Incl)	2011/12 Fee	GST	Total Fee (GST Incl)
<b>Staffing Costs (per hour)</b>						
<i>Head Tech</i>						
Monday - Friday - 8am - 5pm - Up to 7.5hrs	36.36	3.64	40.00	59.09	5.91	65.00
Monday - Friday - 8am - 5pm - Over 7.5hrs	36.36	3.64	40.00	72.73	7.27	80.00
Monday - Friday - Outside of 8am - 5pm	36.36	3.64	40.00	72.73	7.27	80.00
Saturday - Sunday - Up to 7.5hrs	36.36	3.64	40.00	72.73	7.27	80.00
Saturday - Sunday - Over 7.5hrs	36.36	3.64	40.00	109.09	10.91	120.00
<i>Casual Tech and FOH Supervisor Staff</i>						
Monday - Friday - 8am - 5pm - Up to 7.5hrs	36.36	3.64	40.00	36.36	3.64	40.00
Monday - Friday - 8am - 5pm - Over 7.5hrs	36.36	3.64	40.00	45.45	4.55	50.00
Monday - Friday - Outside of 8am - 5pm	36.36	3.64	40.00	45.45	4.55	50.00
Saturday - Sunday - Up to 7.5hrs	36.36	3.64	40.00	45.45	4.55	50.00
Saturday - Sunday - Over 7.5hrs	36.36	3.64	40.00	68.18	6.82	75.00
<i>Casual Front of House Staff</i>						
Monday - Sunday - Anytime	23.64	2.36	26.00	36.36	3.64	40.00
<b>Equipment Hire List - External and Additional Internal</b>						
<i>Non Profit Community Charges</i>						
<u>Audio - All rates per day</u>						
<i>Microphones</i>						
Microphones - SM57 and SM58	43.91	4.39	48.30	20.68	2.07	22.75
Microphones - e395 Vocal Microphone				27.27	2.73	30.00
Microphone Stand	18.82	1.88	20.70	-	-	-
Wireless Handheld Microphone	116.91	11.69	128.60	54.55	5.45	60.00
Drum Microphone Kit	175.45	17.55	193.00	54.55	5.45	60.00
<i>Consoles</i>						
Presonus Studiolive 16 Channel Digital				177.27	17.73	195.00
GL2200 24 Channel Audio Mixing Console	243.73	24.37	268.10	177.27	17.73	195.00
<i>Amplifiers</i>						
Quest QA3004				36.36	3.64	40.00
Yamaha P4500	107.20	10.72	117.92	31.82	3.18	35.00
<i>Outboard</i>						
BSS Opal FCS-966				27.27	2.73	30.00
DBX 160A	39.00	3.90	42.90	27.27	2.73	30.00
Presonus ACP-88				27.27	2.73	30.00
CCA Dual 31 Band				27.27	2.73	30.00
DBX Driverack PA				27.27	2.73	30.00
TCM-One				27.27	2.73	30.00
TCD-Two				27.27	2.73	30.00
Behringer GEQ3102	39.00	3.90	42.90	18.18	1.82	20.00
Behringer CX-2310 X-Over				18.18	1.82	20.00
CD Player - Denon Dual	146.27	14.63	160.90	27.27	2.73	30.00
CD Player - American DJ	116.91	11.69	128.60	18.18	1.82	20.00
Direct Input (D.I.) Unit	39.00	3.90	42.90	9.09	0.91	10.00
<i>Speakers</i>						
1 pair JDL SF15 Speakers	97.45	9.75	107.20	45.45	4.55	50.00
1 pair JDL VS125HS Subs	139.40	13.94	153.34	54.55	5.45	60.00
1 pair Yamaha 12" Foldback Wedges	73.00	7.30	80.30	36.36	3.64	40.00
1 pair Quest QM12MP				54.55	5.45	60.00
<i>Cables</i>						
14/6 Multicore	97.45	9.75	107.20	27.27	2.73	30.00
20 Way Multicore with Split				45.45	4.55	50.00
Returns core (8 Way)				27.27	2.73	30.00



**TOWN OF PORT HEDLAND  
PROPOSED FEES AND CHARGES  
FOR THE YEAR ENDED 30 JUNE 2012**

FEES AND CHARGES	2010/11 Budget			2011/12 Budget		
	2010/11 Fee	GST	Total Fee (GST Incl)	2011/12 Fee	GST	Total Fee (GST Incl)
<u>Lighting - All Rates Per Day</u>						
Advanced Moving Light Console				181.82	18.18	200.00
Leviton 24 Channel console				45.45	4.55	50.00
Jands event 48/96 Channel console	116.91	11.69	128.60	45.45	4.55	50.00
12 Channel Dimmer	73.09	7.31	80.40	45.45	4.55	50.00
iColor 4	58.45	5.85	64.30	18.18	1.82	20.00
iColor 4 Controller	19.45	1.95	21.40	9.09	0.91	10.00
1200 Follow Spot	73.09	7.31	80.40	45.45	4.55	50.00
1.2K Profile (1200W)	34.09	3.41	37.50	9.09	0.91	10.00
1.2K Fresnel (1000W)	19.45	1.95	21.40	9.09	0.91	10.00
Par 56 (300W)	16.10	1.61	17.71	9.09	0.91	10.00
<u>Equipment - All Rates Per Day</u>						
Unique Hazer				77.27	7.73	85.00
Yamaha Grand Piano				109.09	10.91	120.00
Gaffa Tape - Per Roll				15.45	1.55	17.00
<u>Electrical - All Rates Per Day</u>						
3 Phase Extension Lead (20M)	97.45	9.75	107.20	13.64	1.36	15.00
Powerwise Disto (For audio only)				31.82	3.18	35.00
<u>Audio Packages - All Rates Per Day</u>						
Small PA System				109.09	10.91	120.00
-Behringer Desk						
-Yamaha Amp						
1 x Behringer GEQ3102						
2 x JBL SF15 Speakers						
2 x Mics						
Large PA System				227.27	22.73	250.00
-Choice of console						
-2 x JBL SF15 Speakers						
-2 x JBL VS125HS Subs						
-2 x Yamaha Foldback Speakers						
-3 x Yamaha Amps						
Microphones as required						
Signal Processors to suit						
(Other equipment by arrangement)						
Nexo Sound System Package - Need MDCC Tech				1,363.64	136.36	1,500.00
Choice of console						
-2x S1210 Speakers						
-2 x 1230 Speakers						
-2 x RCF Subs						
-6 x Quest QA3004 Amps						
-6 (3 Mirrored Pairs) x QM12MP Wedges						
-1 x SF15 + VS125HS Drum Fill Combo						
Microphones as required						
Outboards/Processors as required						
<u>Lighting Packages - All Rates Per Day</u>						
Moving Lights Package				454.55	45.45	500.00
-4 x 250 Mac Entour						
-Advanced Moving Light Console						
-Cables to suit						
Extra 250 Mac Entour				90.91	9.09	100.00
-Only with Moving Lights Package						

**TOWN OF PORT HEDLAND  
PROPOSED FEES AND CHARGES  
FOR THE YEAR ENDED 30 JUNE 2012**

FEES AND CHARGES	2010/11 Budget			2011/12 Budget		
	2010/11 Fee	GST	Total Fee (GST Incl)	2011/12 Fee	GST	Total Fee (GST Incl)
<i>Commercial Charges</i>						
<u>Audio - All rates per day</u>						
<i>Microphones</i>						
Microphones - SM57 and SM58	43.91	4.39	48.30	31.82	3.18	35.00
Microphones - e395 Vocal Microphone				40.91	4.09	45.00
Microphone Stand	18.82	1.88	20.70	13.64	1.36	15.00
Wireless Handheld Microphone	116.91	11.69	128.60	81.82	8.18	90.00
Drum Microphone Kit	175.45	17.55	193.00	81.82	8.18	90.00
<i>Consoles</i>						
Presonus Studiolive 16 Channel Digital				272.73	27.27	300.00
GL2200 24 Channel Audio Mixing Console	243.73	24.37	268.10	272.73	27.27	300.00
<i>Amplifiers</i>						
Quest QA3004				54.55	5.45	60.00
Yamaha P4500	107.20	10.72	117.92	45.45	4.55	50.00
<i>Outboard</i>						
BSS Opal FCS-966				40.91	4.09	45.00
DBX 160A	39.00	3.90	42.90	40.91	4.09	45.00
Presonus ACP-88				40.91	4.09	45.00
CCA Dual 31 Band				40.91	4.09	45.00
DBX Driverack PA				40.91	4.09	45.00
TCM-One				40.91	4.09	45.00
TCD-Two				40.91	4.09	45.00
Behringer GEQ3102	39.00	3.90	42.90	27.27	2.73	30.00
Behringer CX-2310 X-Over				27.27	2.73	30.00
CD Player - Denon Dual	146.27	14.63	160.90	40.91	4.09	45.00
CD Player - American DJ	116.91	11.69	128.60	27.27	2.73	30.00
Direct Input (D.I.) Unit	39.00	3.90	42.90	13.64	1.36	15.00
<i>Speakers</i>						
1 pair JDL SF15 Speakers	97.45	9.75	107.20	63.64	6.36	70.00
1 pair JDL VS125HS Subs	139.40	13.94	153.34	81.82	8.18	90.00
1 pair Yamaha 12" Foldback Wedges	73.00	7.30	80.30	54.55	5.45	60.00
1 pair Quest QM12MP				81.82	8.18	90.00
<i>Cables</i>						
14/6 Multicore	97.45	9.75	107.20	40.91	4.09	45.00
20 Way Multicore with Split				59.09	5.91	65.00
Returns core (8 Way)				40.91	4.09	45.00
<u>Lighting - All Rates Per Day</u>						
Advanced Moving Light Console				272.73	27.27	300.00
Leviton 24 Channel console				68.18	6.82	75.00
Jands event 48/96 Channel console	116.91	11.69	128.60	68.18	6.82	75.00
12 Channel Dimmer	73.09	7.31	80.40	68.18	6.82	75.00
iColor 4	58.45	5.85	64.30	31.82	3.18	35.00
iColor 4 Controller	19.45	1.95	21.40	13.64	1.36	15.00
1200 Follow Spot	73.09	7.31	80.40	68.18	6.82	75.00
1.2K Profile (1200W)	34.09	3.41	37.50	18.64	1.86	20.50
1.2K Fresnel (1000W)	19.45	1.95	21.40	18.64	1.86	20.50
Par 56 (300W)	16.10	1.61	17.71	18.64	1.86	20.50
<u>Equipment - All Rates Per Day</u>						
Unique Hazer				118.18	11.82	130.00
Yamaha Grand Piano				163.64	16.36	180.00
Gaffa Tape - Per Roll				15.45	1.55	17.00

**TOWN OF PORT HEDLAND  
PROPOSED FEES AND CHARGES  
FOR THE YEAR ENDED 30 JUNE 2012**

FEES AND CHARGES	2010/11 Budget			2011/12 Budget		
	2010/11 Fee	GST	Total Fee (GST Incl)	2011/12 Fee	GST	Total Fee (GST Incl)
<u>Electrical - All Rates Per Day</u>						
3 Phase Extension Lead (20M)	97.45	9.75	107.20	22.73	2.27	25.00
Powerwise Disto (For audio only)				45.45	4.55	50.00
<u>Audio Packages - All Rates Per Day</u>						
Small PA System				227.27	22.73	250.00
-Behringer Desk						
-Yamaha Amp						
1 x Behringer GEQ3102						
2 x JBL SF15 Speakers						
2 x Mics						
Large PA System				454.55	45.45	500.00
-Choice of console						
-2 x JBL SF15 Speakers						
-2 x JBL VS125HS Subs						
-2 x Yamaha Foldback Speakers						
-3 x Yamaha Amps						
Microphones as required						
Signal Processors to suit						
(Other equipment by arrangement)						
Nexo Sound System Package - Need MDCC Tech				2,272.73	227.27	2,500.00
Choice of console						
-2x S1210 Speakers						
-2 x 1230 Speakers						
-2 x RCF Subs						
-6 x Quest QA3004 Amps						
-6 (3 Mirrored Pairs) x QM12MP Wedges						
-1 x SF15 + VS125HS Drum Fill Combo						
Microphones as required						
Outboards/Processors as required						
<u>Lighting Packages - All Rates Per Day</u>						
Moving Lights Package				727.27	72.73	800.00
-4 x 250 Mac Entour						
-Advanced Moving Light Console						
-Cables to suit						
Extra 250 Mac Entour				136.36	13.64	150.00
-Only with Moving Lights Package						

**TOWN OF PORT HEDLAND  
PROPOSED FEES AND CHARGES  
FOR THE YEAR ENDED 30 JUNE 2012**

FEES AND CHARGES	2010/11 Budget			2011/12 Budget		
	2010/11 Fee	GST	Total Fee (GST Incl)	2011/12 Fee	GST	Total Fee (GST Incl)
<b>JD HARDIE CENTRE</b>						
<b>Health &amp; Fitness</b>						
Gold Membership (Gym and Fitness) - fortnightly direct debit				29.09	2.91	32.00
Silver Membership (Gym) - fortnightly direct debit				20.91	2.09	23.00
Joining Fee				48.18	4.82	53.00
Gym & Fitness Membership: 12 months	818.18	81.82	900.00	747.27	74.73	822.00
Gym & Fitness Membership: 6 months	486.36	48.64	535.00	415.45	41.55	457.00
Gym & Fitness Membership: 3 months	290.91	29.09	320.00	230.91	23.09	254.00
Casual Fitness Class Attendance	11.73	1.17	12.90	13.64	1.36	15.00
Casual Pass x 10 (Fitness)				122.73	12.27	135.00
3 Month Gym Membership	131.64	13.16	144.80	180.00	18.00	198.00
6 Month Gym Membership	225.64	22.56	248.20	325.45	32.55	358.00
12 Month Gym Membership	390.09	39.01	429.10	543.64	54.36	598.00
Suspension Fee				9.09	0.91	10.00
Casual Pass (Gym)	8.91	0.89	9.80	11.82	1.18	13.00
Casual Pass x 10 (Gym)	79.91	7.99	87.90	110.18	11.02	121.20
Corporate Memberships (10+)			10% discount			10% discount
Corporate Memberships (20+)						20% discount
Special: Nil Joining Fee (4 x per year)						
Special: 1 month free with a 12 month membership (4 x)						
<b>Programs</b>						
Holiday Program per half day				18.18	1.82	20.00
Holiday Program per day	31.82	3.18	35.00	31.82	3.18	35.00
Birthday Party (up to 12 participants for 2 hours). Includes staff, venue hire, equipment & prizes.				272.73	27.27	300.00
Birthday Party (over 12 participants for 2 hours). Maximum 20. Includes staff, venue hire, equipment & prizes.				318.18	31.82	350.00
Junior Program - Casual Attendance: Single Child (1-1.5 hours)	6.82	0.68	7.50	6.82	0.68	7.50
Junior Program - Term Attendance: Single Child (1-1.5 hours)	4.09	0.41	4.50	5.00	0.50	5.50
Youth Program - 1 x term	2.73	0.27	3.00	2.73	0.27	3.00
Event Attendance	5.00	0.50	5.50	4.55	0.45	5.00
Introductory Program	Free		Free	Free		Free
Casual court use (not exclusive use) per child				1.82	0.18	2.00
Casual court use (not exclusive use) per adult				2.73	0.27	3.00
<b>Equipment Hire</b>						
Value < \$50 (some equipment exempt) per day				9.09	0.91	10.00
Value \$50 - \$200 (some equipment exempt) per day	Free		Free	27.27	2.73	30.00
Value > \$200 < \$1000 (some equipment exempt) / per day	75.18	7.52	82.70	77.27	7.73	85.00
Value > \$1000 (some equipment exempt) / 24 hours	197.36	19.74	217.10	204.55	20.45	225.00
<b>Facility Rental - Opening Hours - Off Peak</b>						
<b>Commercial</b>						
Stadium Hall – per hour				37.50	3.75	41.25
Minor Halls, Performing Arts Room – per hour				31.82	3.18	35.00
Meeting Room (Commercial Rate) - per hour				29.55	2.95	32.50
<b>Community</b>						
Stadium Hall – per hour	29.09	2.91	32.00	30.00	3.00	33.00
Minor Halls, Performing Arts Room – per hour	24.55	2.45	27.00	25.45	2.55	28.00
Meeting Room - per hour	22.73	2.27	25.00	23.64	2.36	26.00
Exclusive Use – per 12 hours - Staff Additional	418.18	41.82	460.00	429.09	42.91	472.00
Court Hire – No lights required (per hour per court)	9.09	0.91	10.00	9.09	0.91	10.00
Court Hire – Lights required (per hour per court)	15.45	1.55	17.00	15.45	1.55	17.00
Staffing costs - Duty Manager per hour				45.45	4.55	50.00
Staffing costs - Junior staff per hour				36.36	3.64	40.00

**TOWN OF PORT HEDLAND  
PROPOSED FEES AND CHARGES  
FOR THE YEAR ENDED 30 JUNE 2012**

FEES AND CHARGES	2010/11 Budget			2011/12 Budget		
	2010/11 Fee	GST	Total Fee (GST Incl)	2011/12 Fee	GST	Total Fee (GST Incl)
<b>Facility Rental - Opening Hours - Education Dept.</b>						
Stadium Hall – per hour	14.55	1.45	16.00	14.55	1.45	16.00
Minor Hall – per hour	12.27	1.23	13.50	12.73	1.27	14.00
<b>Facility Rental - Opening Hours - Peak Commercial</b>						
Stadium Hall – per hour				46.59	4.66	51.25
Minor Halls, Performing Arts Room – per hour				38.64	3.86	42.50
Meeting Room - per hour				36.36	3.64	40.00
<b>Community</b>						
Stadium Hall – per hour	36.36	3.64	40.00	37.27	3.73	41.00
Minor Halls, Performing Arts Room (Community Groups) – per hour	30.00	3.00	33.00	30.91	3.09	34.00
Meeting Room - per hour	28.18	2.82	31.00	29.09	2.91	32.00
Court Hire – No lights required (per hour per court)	11.82	1.18	13.00	11.82	1.18	13.00
Court Hire – Lights required (per hour per court)	19.09	1.91	21.00	20.00	2.00	22.00
<b>Fixtured Sports Program</b>						
Nomination Fee	42.73	4.27	47.00	43.64	4.36	48.00
Senior – no umpire	4.55	0.45	5.00	4.55	0.45	5.00
Senior – umpire required	7.27	0.73	8.00	7.27	0.73	8.00
Junior – no umpire	2.73	0.27	3.00	2.73	0.27	3.00
Junior – umpire required	3.64	0.36	4.00	4.55	0.45	5.00
Certified Umpire – standard number per game	18.18	1.82	20.00	18.18	1.82	20.00
Certified Umpire – additional work required	21.82	2.18	24.00	21.82	2.18	24.00
Umpire – standard number per game	15.45	1.55	17.00	15.45	1.55	17.00
Umpire – additional work required	18.18	1.82	20.00	19.09	1.91	21.00
Forfeit fee (w/o 48 hours notice)				45.45	4.55	50.00
Withdrawal fee				90.91	9.09	100.00
<b>Crèche</b>						
Attendance per session per child	2.91	0.29	3.20	4.55	0.45	5.00
<b>LIBRARY &amp; INFORMATION SERVICES</b>						
Printing / copying (A4) per page	0.27	0.03	0.30	0.27	0.03	0.30
Printing / copying (A3) per page	0.18	0.02	0.20	0.45	0.05	0.50
Photocopying from microfilm reader	0.27	0.03	0.30	0.27	0.03	0.30
Library Bags	3.27	0.33	3.60	3.36	0.34	3.70
Facsimile (maximum 5 pages including cover sheet)	2.82	0.28	3.10	2.91	0.29	3.20
Facsimile - International (First page)				5.00	0.50	5.50
Facsimile - International (per page after first)				2.00	0.20	2.20
Laminating (A4) per page	2.27	0.23	2.50	2.36	0.24	2.60
Laminating (A3) per page	3.18	0.32	3.50	3.27	0.33	3.60
Administration Fee for Lost / Damaged Items	10.91	1.09	12.00	11.18	1.12	12.30
Lost Membership Card Replacement	2.18	0.22	2.40	2.27	0.23	2.50
Late Book Return (per member items 2 weeks over due)	2.18	0.22	2.40	2.27	0.23	2.50
Colour Print A4 (Public PC)	0.91	0.09	1.00	0.91	0.09	1.00
Colour Print A3(Public PC)	1.82	0.18	2.00	1.82	0.18	2.00
Local Historical Collection Research - per hour ( <i>commercial users only</i> )	21.82	2.18	24.00	22.36	2.24	24.60
Annual Book Club Membership Fee	18.18	1.82	20.00	18.18	1.82	20.00
Programs Workshops (External Facilitators):-						
- Adults	13.64	1.36	15.00	13.64	1.36	15.00
- Children	4.55	0.45	5.00	4.55	0.45	5.00
<b>Community Bus (24 Seats)</b>						
Bond (waiver at CEO discretion)			1,000.00			1,000.00
Hire per Day (or part there of)	47.00	4.70	51.70	48.18	4.82	53.00
Rate per kilometre (first 100km free)	0.27	0.03	0.30	0.27	0.03	0.30

**TOWN OF PORT HEDLAND  
PROPOSED FEES AND CHARGES  
FOR THE YEAR ENDED 30 JUNE 2012**

FEES AND CHARGES	2010/11 Budget			2011/12 Budget		
	2010/11 Fee	GST	Total Fee (GST Incl)	2011/12 Fee	GST	Total Fee (GST Incl)
<b>ENVIRONMENTAL HEALTH</b>						
<b>Trading in Public Places</b>						
Application Fee	48.60		48.60	50.00		50.00
1 Day Fee	48.60		48.60	50.00		50.00
1 week or part thereof	113.00		113.00	116.00		116.00
1 month or part thereof	225.00		225.00	231.00		231.00
1 year or part thereof	552.00		552.00	566.00		566.00
<b>Lodging Houses</b>						
Lodging House Registration (includes Motels)	200.00		200.00	200.00		200.00
<b>Food Act 2008</b>						
Notification Fee - high, medium & low risk			50.00			51.30
Notification Fee - Exempted Food Premises, Not for Profit & Community Groups			No Fee			No Fee
<b>Registered Premises Assessment Fee</b>						
High Risk (2 assessments per year)			400.00			410.00
Medium Risk (2 assessments per year)			400.00			410.00
Low Risk (1 assessment per year)			200.00			205.00
Very Low Risk			No Fee			No Fee
Second & Subsequent Re-Assessment (fee per hour)			88.00			90.00
Transfer Fee			50.00			51.00
<b>Application Fee - Construct &amp; Establish a Food Premises (s110(3)) &amp; Includes Notification Fee</b>						
High Risk			275.00			282.00
Medium Risk			275.00			282.00
Low Risk			170.00			174.00
Supplementary Fees Based on Fee for Service (LG Act 1995 Part 6 Div 5 Sub 2)						
- first hour			176.00			181.00
- each hour thereafter			88.00			90.00
<b>Assessing Lodging House Floor Plans</b>						
Assessment of lodging house floor plans including site visit	112.73	11.27	124.00	115.45	11.55	127.00
Research Fee – Research required above normal service						
- first hour	160.00	16.00	176.00	164.55	16.45	181.00
- each hour thereafter	80.00	8.00	88.00	81.82	8.18	90.00
Holiday Chalets and Cabins per unit	16.36	1.64	18.00	16.36	1.64	18.00
Private Water/Food Sampling Requested for Analysis (Lab analysis not included, sample inspection only.)						
- first hour	160.00	16.00	176.00	164.55	16.45	181.00
- each hour thereafter	80.00	8.00	88.00	81.82	8.18	90.00
Temporary Accommodation Application Fee	155.45	15.55	171.00	159.09	15.91	175.00
<b>Certificates</b>						
Liquor Act Certification Section 39						
- first hour	160.00	16.00	176.00	164.55	16.45	181.00
- each hour thereafter	80.00	8.00	88.00	81.82	8.18	90.00
Gaming Act Certification Section 50 (1)						
- first hour	160.00	16.00	176.00	164.55	16.45	181.00
- each hour thereafter	80.00	8.00	88.00	81.82	8.18	90.00
<b>Local Government Report Fee (Septic tank applications to Dept of Health)</b>						
Local government report fee	98.18	9.82	108.00	100.00	10.00	110.00

**TOWN OF PORT HEDLAND  
PROPOSED FEES AND CHARGES  
FOR THE YEAR ENDED 30 JUNE 2012**

FEES AND CHARGES	2010/11 Budget			2011/12 Budget		
	2010/11 Fee	GST	Total Fee (GST Incl)	2011/12 Fee	GST	Total Fee (GST Incl)
<b>Private Works</b>						
Environmental Health Officer requested to do works (e.g. special sampling for other companies, including equipment)						
- first hour	160.00	16.00	176.00	164.55	16.45	181.00
- each hour thereafter	80.00	8.00	88.00	81.82	8.18	90.00
<b>Asbestos Sampling</b>						
Take asbestos sample and have analysed and supply report (does not include analysis costs)						
- first hour	160.00	16.00	176.00	164.55	16.45	181.00
- each hour thereafter	80.00	8.00	88.00	81.82	8.18	90.00
<b>Assessing Hairdresser Floor Plans</b>						
Assessment of hairdresser fit out plans including site visit	58.18	5.82	64.00	60.00	6.00	66.00
<b>BUILDING SERVICES</b>						
<b>Building Licence</b>						
<i>Building Licence Bonds</i>						
Kerbing (entire lot frontages) (per m)	40.00		40.00	41.00		41.00
Footpaths (includes dual use paths entire lot frontage) (per m2)	149.90		149.90	153.80		153.80
Priority Property Enquiry	199.82	19.98	219.80	250.00	25.00	275.00
Search Fee for each of property files for plans on existing buildings	68.27	6.83	75.10	150.00	15.00	165.00
Sale of Plans	14.64	1.46	16.10	20.00	2.00	22.00
Professional Advice/Inspection Fees (hourly rate - minimum charge of 1 hour)	141.36	14.14	155.50	250.00	25.00	275.00
Building Application Amended Plan Fee:- * (Charge is 50% of original Building Licence Application Fee with a minimum charge of \$85.00)	51.73	5.17	56.90	77.27	7.73	85.00
Strata Title Inspection (Form 7) - charge is per sole occupancy unit, dwelling, building etc	-	-	-	150.00	15.00	165.00
Certificate of Classification Inspection	-	-	-	150.00	15.00	165.00
Change of Builder after Building Licence has been issued	-	-	-	100.00	10.00	110.00
Copy of Home Indemnity Insurance Certificate	-	-	-	50.00	5.00	55.00
<b>TOWN PLANNING</b>						
<b>SCHEME AMENDMENTS &amp; STRUCTURE PLANS</b>						
Application Fees	1,608.36	160.84	1,769.20	6,869.27	686.93	7,556.20
<b>Advertising</b>						
On-site	483.18	48.32	531.50	495.73	49.57	545.30
Newspaper	At Cost		At Cost	At Cost		At Cost
Copies of Scheme Text	24.45	2.45	26.90	25.09	2.51	27.60
<b>ECONOMIC DEVELOPMENT</b>						
Economic and Land Development Advice - incl. written, research, presentations etc (per hour)	63.64	6.36	70.00	65.27	6.53	71.80
Publications (excludes those where amount determined by other legislation)			At Cost plus 10%			At Cost plus 10%

**TOWN OF PORT HEDLAND  
PROPOSED FEES AND CHARGES  
FOR THE YEAR ENDED 30 JUNE 2012**

FEES AND CHARGES	2010/11 Budget			2011/12 Budget		
	2010/11 Fee	GST	Total Fee (GST Incl)	2011/12 Fee	GST	Total Fee (GST Incl)
<b>RANGER SERVICES</b>						
<b>Dogs &amp; Cats (GST Exempt)</b>						
Seizure and impounding of a dog - Unregistered	102.00	-	102.00	105.00	-	105.00
Seizure and impounding of a dog – second or subsequent impoundment	102.00	-	102.00	105.00	-	105.00
Seizure and impounding of a dog (poundable)	64.00	-	64.00	66.00	-	66.00
Maintenance of dog in pound (pay per day or part thereof) – sustenance	15.00	-	15.00	16.00	-	16.00
Maintenance of cat/kitten in pound (pay per day or part thereof) – sustenance	5.00	-	5.00	6.00	-	6.00
Seizure and return of dog without impounding	64.00	-	64.00	66.00	-	66.00
Return of a dog impounded outside normal hours	42.00	-	42.00	44.00	-	44.00
Destruction of dog	26.00	-	26.00	28.00	-	28.00
Destruction of cat/kitten	10.00	-	10.00	11.00	-	11.00
Licence to keep an approved kennel	124.00	-	124.00	100.00	-	100.00
Renewal of a licence to keep an approved kennel	64.00	-	64.00	66.00	-	66.00
Deposit Dog Anti Barking Collar	103.00	-	103.00	106.00	-	106.00
Hire of Dog Anti Barking Collar – per fortnight	13.00	-	13.00	14.00	-	14.00
<b>Impound Fees (GST Exempt)</b>						
Impound Fees Chargeable by Ranger after 06:00am and before 18:00pm	180.00	-	180.00	180.00	-	180.00
Impound Fees Chargeable by Ranger after 18:00pm and before 06:00am	200.00	-	200.00	200.00	-	200.00
Poundage Fees for Cattle Impounded						
- first 24 hours	15.00	-	15.00	15.00	-	15.00
- each 24 hours or part thereafter	5.00	-	5.00	5.00	-	5.00
Sustenance for Cattle Impounded each 24 hours or part thereafter	5.00	-	5.00	5.00	-	5.00
Impound, Poundage, Sustenance fees for suckling animal under the age of 6 months running with its mother	Free		Free	Free		Free
<b>Abandoned Vehicles</b>						
Towing Charge	At Cost		At Cost	At Cost		At Cost
Storage of impounded vehicle (per month or part thereof)	58.18	5.82	64.00	60.00	6.00	66.00
Administrative Maintenance	23.64	2.36	26.00	24.55	2.45	27.00
<b>Trespassing Livestock (GST Exempt)</b>						
Trespass in enclosed growing crop of any kind, or enclosure from which the crop has not been removed or in an enclosed public cemetery or sanitary site						
- Entire horses, mares, geldings, bulls, oxen, steers, heifers, calves, asses, mules, or camels (per head)	200.00	-	200.00	200.00	-	200.00
- Pigs of any description (per head)	200.00	-	200.00	200.00	-	200.00
- Sheep of any description (per head)	180.00	-	180.00	180.00	-	180.00
- Goats (per head)	180.00	-	180.00	180.00	-	180.00
Trespass in an unenclosed paddock or meadow of grass or of stubble						
- Entire horses, mares, geldings, bulls, oxen, steers, heifers, calves, asses, mules, or camels (per head)	200.00	-	200.00	200.00	-	200.00
- Pigs of any description (per head)	200.00	-	200.00	200.00	-	200.00
- Sheep of any description (per head)	180.00	-	180.00	180.00	-	180.00
- Goats (per head)	180.00	-	180.00	180.00	-	180.00
Trespass in other enclosed land						
- Entire horses, mares, geldings, bulls, oxen, steers, heifers, calves, asses, mules, or camels (per head)	200.00	-	200.00	200.00	-	200.00
- Pigs of any description (per head)	200.00	-	200.00	200.00	-	200.00
- Sheep of any description (per head)	180.00	-	180.00	180.00	-	180.00
- Goats (per head)	180.00	-	180.00	180.00	-	180.00



**TOWN OF PORT HEDLAND  
PROPOSED FEES AND CHARGES  
FOR THE YEAR ENDED 30 JUNE 2012**

FEES AND CHARGES	2010/11 Budget			2011/12 Budget		
	2010/11 Fee	GST	Total Fee (GST Incl)	2011/12 Fee	GST	Total Fee (GST Incl)
Trespass in other unenclosed land						
- Entire horses, mares, geldings, bulls, oxen, steers, heifers, calves, asses, mules, or camels (per head)	200.00	-	200.00	200.00	-	200.00
- Pigs of any description (per head)	200.00	-	200.00	200.00	-	200.00
- Sheep of any description (per head)	180.00	-	180.00	180.00	-	180.00
- Goats (per head)	180.00	-	180.00	180.00	-	180.00
<b>Traps</b>						
Vermin Trap - Hire (per fortnight or part thereof)	11.82	1.18	13.00	11.82	1.18	13.00
- Deposit	52.00		52.00	110.00		110.00
Vermin Trap Replacement Fee	127.27	12.73	140.00	100.00	10.00	110.00
Dog Trap – Hire (per day)	23.64	2.36	26.00	24.55	2.45	27.00
- Bond	21.00		21.00	22.00		22.00
Dog Trap Replacement Fee	472.73	47.27	520.00	485.45	48.55	534.00
Dangerous Dog Collars and Signs			At Cost			At Cost
<b>Shopping Trolleys</b>						
Release of Impounded Shopping Trolleys	29.09	2.91	32.00	30.00	3.00	33.00
<b>ENGINEERING SERVICES</b>						
<b>Engineering Private Works are not included</b>						
<b>Private Works (per hour)</b>						
Administration Charge - all works	90.18	9.02	99.20	96.36	9.64	106.00
Plant Hire (per hour, minimum of 1 hour)						
Front end loader (Cat IT18F)	115.45	11.55	127.00	123.64	12.36	136.00
Front end loader (Furakawa FL35II)	102.73	10.27	113.00	110.00	11.00	121.00
Crawler loader	192.73	19.27	212.00	206.36	20.64	227.00
Tip truck - 10m3	130.00	13.00	143.00	139.09	13.91	153.00
6m3	96.36	9.64	106.00	102.73	10.27	113.00
Street sweeper (large)	153.64	15.36	169.00	164.55	16.45	181.00
Street sweeper (small - green machine)	107.27	10.73	118.00	114.55	11.45	126.00
Road maintenance truck (plus materials & extra labour)	115.45	11.55	127.00	123.64	12.36	136.00
Tractor and broom	115.45	11.55	127.00	123.64	12.36	136.00
Tractor and slasher	115.45	11.55	127.00	123.64	12.36	136.00
Tractor and Roller	130.00	13.00	143.00	139.09	13.91	153.00
Labour	51.82	5.18	57.00	55.45	5.55	61.00
Grader	166.36	16.64	183.00	178.18	17.82	196.00
Backhoe	117.27	11.73	129.00	125.45	12.55	138.00
Landfill Compactor Unit	236.36	23.64	260.00	252.73	25.27	278.00
Excavator	153.64	15.36	169.00	164.55	16.45	181.00
<i>Note: all plant hire will incur labour charges, plant will not be dry hired.</i>						
<b>Design and Contract Services</b>						
Tender Specification Documentation Deposit (when applied)	188.18	18.82	207.00	192.73	19.27	212.00
<b>Unsealed Road Maintenance Contribution</b>						
Road Train Users - this fee will be applicable when Council has approved road train access to an unsealed road conditional upon the users entering into a maintenance agreement with Council (per tonne/per kilometre or part thereof)	0.05	0.01	0.06	0.05	0.01	0.10
<b>Private Works (per hour)</b>						
Administration Charge - all works	92.55	9.25	101.80	99.00	9.90	108.90
<b>Materials</b>						
Water (ex standpipe) (per kilolitre)	2.18	0.22	2.40	2.36	0.24	2.60
NOTE: ** This charge is cost of handling charges only.						

**TOWN OF PORT HEDLAND  
PROPOSED FEES AND CHARGES  
FOR THE YEAR ENDED 30 JUNE 2012**

FEES AND CHARGES	2010/11 Budget			2011/12 Budget		
	2010/11 Fee	GST	Total Fee (GST Incl)	2011/12 Fee	GST	Total Fee (GST Incl)
<b>Weighbridge Dockets</b>						
Administration Fee to reprint weighbridge dockets (per docket)				11.00	1.10	12.10
<b>Domestic Waste</b>						
Domestic waste - private residents (per car load, trailer load, ute load, etc)	Free		Free	Free		Free
Cars, Utilities, trailers, 4WDs						
Domestic waste – commercial contractor (per tonne)	37.18	3.72	40.90	39.00	3.90	42.90
* Domestic waste – commercial contractor (per m3)	35.00	3.50	38.50	36.73	3.67	40.40
Green waste (sorted and ready to mulch) - private residents	Free		Free	Free		Free
Clean fill (tonne)	Free		Free	Free		Free
NOTE: * This charge to apply <b>ONLY</b> when weighbridge is not operational.						
<b>Industrial Waste</b>						
Trucks; Commercial & Industrial Waste						
* Industrial Waste (per m3)	35.00	3.50	38.50	36.73	3.67	40.40
Industrial Waste (tonne)	37.18	3.72	40.90	39.00	3.90	42.90
Building rubble, bricks, concrete, mangrove, etc (per tonne)	17.45	1.75	19.20	18.36	1.84	20.20
Scrap metal including whitegoods	11.64	1.16	12.80	12.18	1.22	13.40
Wood - clean pallets, structural timber, etc (tonne)	37.18	3.72	40.90	39.00	3.90	42.90
Clean fill (tonne)	Free		Free	Free		Free
Green waste (sorted and ready to mulch) - commercial contractors - (per tonne)	Free		Free	Free		Free
Green Waste (contaminated) - (per tonne)	Free		Free	Free		Free
NOTE: * This charge to apply <b>ONLY</b> when weighbridge is not operational.						
<b>Mulching</b>						
Sale of End Product						
Mulch – self load (per m3)	48.82	4.88	53.70	51.27	5.13	56.40
Loading Only (Refer Private Works Plant Hire)						
<b>Washdown Facility</b>						
Per truck – only available to refuse trucks	15.64	1.56	17.20	16.45	1.65	18.10
NOTE: Drivers to operate unit.						
<b>Vehicle Bodies</b>						
Truck bodies and large equipment (must be cut up) (per tonne)	11.64	1.16	12.80	12.18	1.22	13.40
Car bodies – Domestic Disposal	Free		Free	Free		Free
Car bodies – Domestic Disposal (whole)	Free		Free	Free		Free
Car bodies – Domestic Disposal (cut up)	Free		Free	Free		Free
Car bodies – Commercial/Industrial (whole or cut up) (per tonne)	11.64	1.16	12.80	12.18	1.22	13.40
Trailers & boats (each)	11.64	1.16	12.80	12.18	1.22	13.40
200 litre drums (each)	7.00	0.70	7.70	7.36	0.74	8.10
Caravans (each)	69.82	6.98	76.80	73.27	7.33	80.60
<b>Liquid Waste</b>						
* Grease traps, waste water, effluent. (per litre)	0.09	0.01	0.10	0.09	0.01	0.10
NOTE: * This charge to apply <b>ONLY</b> when weighbridge is not operational.						
Grease traps, waste water, effluent, muddy water (per tonne)	45.45	4.55	50.00	47.73	4.77	52.50
Min	11.64	1.16	12.80	12.18	1.22	13.40

**TOWN OF PORT HEDLAND  
PROPOSED FEES AND CHARGES  
FOR THE YEAR ENDED 30 JUNE 2012**

FEES AND CHARGES	2010/11 Budget			2011/12 Budget		
	2010/11 Fee	GST	Total Fee (GST Incl)	2011/12 Fee	GST	Total Fee (GST Incl)
<b>Tyres</b>						
Passenger car size, motor bike	4.00	0.40	4.40	4.18	0.42	4.60
Light trucks.4WD type	5.82	0.58	6.40	6.09	0.61	6.70
Truck	11.64	1.16	12.80	12.18	1.22	13.40
Tractor-loader-floatation	29.18	2.92	32.10	30.64	3.06	33.70
Haulpak-dump truck	256.18	25.62	281.80	269.00	26.90	295.90
Tyres already shredded (per tonne or part thereof)	18.64	1.86	20.50	19.55	1.95	21.50
Tyres not shredded (per tonne or part thereof)	363.64	36.36	400.00	381.82	38.18	420.00
<b>Hazardous Waste</b> ( <i>Which is deemed acceptable</i> )						
Burial fee (all hazardous loads will attract this fee, plus disposal charge)	52.91	5.29	58.20	55.55	5.55	61.10
Asbestos (fully sealed in plastic) (per m3)	37.18	3.72	40.90	39.00	3.90	42.90
SMF (Synthetic mineral fibre insulation) (fully sealed in plastic)(per tonne or part thereof)	37.18	3.72	40.90	39.00	3.90	42.90
Medical Waste	37.18	3.72	40.90	39.00	3.90	42.90
Contaminated Soils	37.18	3.72	40.90	39.00	3.90	42.90
Dead animals	37.18	3.72	40.90	39.00	3.90	42.90
Analysis of hazardous waste may be required before acceptance.						
<b>Use of Weighbridge Only</b>						
Weighing charge only (no disposals) (per ticket)	11.64	1.16	12.80	12.18	1.22	13.40
<b>Developer Contributions Headwork Charges - Drainage (per m2)</b>						
The following drainage headworks charges will apply to land development where storm water run-off is designed to discharge into Council's drainage system and is approved by the Council to discharge into same:						
Sale of monthly building licence print outs - pre stamped envelope to be provided (pa)						
Subdivision Supervision Fee (% of value)			0.01%			0.01%
<i>Development Bonds:</i>						
- Kerb - per linear metre			62.00			66.30
- Verge - per linear metre			1,500.00			1,605.00
- Footpaths - per square metre			155.10			166.00
- Crossovers - estimated cost that meet/exceeds minimum standard (to maximum \$350.00)			0.65			0.70
- Supervision fee						
- with CP Eng. (Contract sum)			2%			2%
- without CP ENG (contract sum)			3%			3%
- Maintenance Bonds - 12 months (min) (Contract sum)			5%			5%
- Other Bonds (Estimated Cost)						
- Road openings (estimated cost)						
- Road opening permit	58.18	5.82	64.00	62.27	6.23	68.50
Bonds will only be accepted in cash or bankers guarantee						

**TOWN OF PORT HEDLAND  
PROPOSED FEES AND CHARGES  
FOR THE YEAR ENDED 30 JUNE 2012**

FEES AND CHARGES	2010/11 Budget			2011/12 Budget		
	2010/11 Fee	GST	Total Fee (GST Incl)	2011/12 Fee	GST	Total Fee (GST Incl)
<b>CEMETERY FEES</b>						
<i>On application to hold a funeral, the following fees shall be payable in advance</i>						
<b>Grave Site Digging</b>						
<i>Digging grave to 1.8m deep – Adults</i>						
Weekdays	325.91	32.59	358.50	348.73	34.87	383.60
Saturdays	628.55	62.85	691.40	672.55	67.25	739.80
Sundays/Public Holidays	873.36	87.34	960.70	934.45	93.45	1,027.90
<i>Digging grave to 1.2m deep – child under 5 years</i>						
Weekdays	256.00	25.60	281.60	273.91	27.39	301.30
Saturdays	465.91	46.59	512.50	498.55	49.85	548.40
Sundays/Public Holidays	663.55	66.35	729.90	710.00	71.00	781.00
<b>Issues of Grant of Right of Burial</b>						
Certificate and Registration	28.82	2.88	31.70	30.82	3.08	33.90
<b>Plot Fee</b>						
Land for grave 2.75 x 1.5m where directed	40.55	4.05	44.60	43.36	4.34	47.70
Land for grave 2.75 x 3m where directed	69.91	6.99	76.90	74.82	7.48	82.30
Land for grave 2.75 x 1.5m selected by applicant	58.27	5.83	64.10	62.36	6.24	68.60
Land for grave 2.75 x 3m selected by applicant	93.27	9.33	102.60	99.82	9.98	109.80
<i>For Sinking Any Grave beyond 1.8m</i>						
For each additional 0.3m or part thereof	46.64	4.66	51.30	49.91	4.99	54.90
For re-opening any grave	209.36	20.94	230.30	224.00	22.40	246.40
For interment in or filling in of re-opened grave	93.27	9.33	102.60	99.82	9.98	109.80
For each interment without due notice under local law	290.91	29.09	320.00	311.27	31.13	342.40
Re-opening grave for exhumation	209.36	20.94	230.30	224.00	22.40	246.40
Re-interment after exhumation	174.82	17.48	192.30	187.09	18.71	205.80
Re-opening interment and re-interment on a Saturday, Sunday or Public Holiday – Extra per Service	262.36	26.24	288.60	280.73	28.07	308.80
<i>Miscellaneous</i>						
Late arrival of funeral procession at cemetery	87.18	8.72	95.90	93.27	9.33	102.60
Late arrival of funeral procession at grave site	87.18	8.72	95.90	93.27	9.33	102.60
One off Monumental Masons Licence	158.64	15.86	174.50	169.73	16.97	186.70
Monumental masons licence	158.64	15.86	174.50	169.73	16.97	186.70
Funeral directors licence	158.64	15.86	174.50	169.73	16.97	186.70
Single funeral permit	58.27	5.83	64.10	62.36	6.24	68.60
For permission to erect a headstone or monument	23.27	2.33	25.60	24.91	2.49	27.40
For permission to enclose grave with kerbing	23.27	2.33	25.60	24.91	2.49	27.40
Family grave – Placing of ashes	93.27	9.33	102.60	99.82	9.98	109.80
<b>Memorial Plaques</b>						
Plaque location reservation fee (future installations only)	48.82	4.88	53.70	52.27	5.23	57.50
Administration fee	48.82	4.88	53.70	52.27	5.23	57.50
Installation of plaques (per hr, min 1 hour charge)	48.82	4.88	53.70	52.27	5.23	57.50
Purchase of memorial plaque (per application, from)	226.82	22.68	249.50	242.73	24.27	267.00

**TOWN OF PORT HEDLAND  
PROPOSED FEES AND CHARGES  
FOR THE YEAR ENDED 30 JUNE 2012**

FEES AND CHARGES	2010/11 Budget			2011/12 Budget		
	2010/11 Fee	GST	Total Fee (GST Incl)	2011/12 Fee	GST	Total Fee (GST Incl)
<b>PORT HEDLAND INTERNATIONAL AIRPORT</b>						
<b>Landing Fees</b>						
All aircraft per 1000kgs MTOW or part thereof	19.27	1.93	21.20	19.82	1.98	21.80
<b>Parking Fees</b>						
Per Overnight – Main Apron applicable to all aircraft greater than 5,000 kgs MTOW per 1,000 kgs or part there of.	2.27	0.23	2.50	2.36	0.24	2.60
<b>Passenger Service Charge (PSC)</b>						
Applicable on services above 5,000kg as follows:						
Full fare – one way	19.05	1.90	20.95	19.55	1.95	21.50
Full fare – return	38.09	3.81	41.90	39.09	3.91	43.00
Half fare – one way	9.52	0.95	10.48	9.73	0.97	10.70
Half fare – return	19.05	1.90	20.95	19.55	1.95	21.50
Use of common user check-in facilities	1.15	0.11	1.26	1.17	0.12	1.29
<b>Parking</b>						
<i>Short Term Parking</i>						
0 - 30 minutes	-	-	-	Free	Free	Free
30 minutes - 1 hour	-	-	-	1.82	0.18	2.00
Per hour thereafter	-	-	-	1.82	0.18	2.00
<i>Long Term Parking</i>						
Per day or part thereof	-	-	-	13.64	1.36	15.00
More than 7 days	-	-	-			10% Discount
<i>Damaged ticket fee (plus standard parking fee)</i>						
During Staffed Hours	-	-	-	9.09	0.91	10.00
After Hours	-	-	-	68.18	6.82	75.00
<i>Lost Ticket Fee</i>						
Upon assessment to determine if parking fees can be determined (\$120 maximum. No parking fees apply)	-	-	-	109.09	10.91	120.00
<b>Advertising Rate - Trolleys</b>						
Yearly Rate – Per Trolley	28.00	2.80	30.80	28.73	2.87	31.60
Billboard Signage Great Northern Highway, per annum	1,523.55	152.35	1,675.90	1,563.18	156.32	1,719.50
<b>Incinerator</b>						
Per half an hour or part thereof	59.18	5.92	65.10	60.73	6.07	66.80
Admin Charge	28.55	2.85	31.40	29.27	2.93	32.20
Quarantine (Aircraft only) \$10/kg + 25.55 per hr attendance (min 3 hrs), per kg	11.18	1.12	12.30	11.45	1.15	12.60
Aviation Security Identification Cards (ASIC) (initial application)	193.00	19.30	212.30	198.00	19.80	217.80
Reissue/Lost	182.82	18.28	201.10	187.55	18.75	206.30
Reprint for Damaged Card	50.73	5.07	55.80	51.82	5.18	57.00
Issue of Temporary Card	30.55	3.05	33.60	31.36	3.14	34.50
Hire of Airport Boardroom (per hour)	35.82	3.58	39.40	36.73	3.67	40.40
Hire of Airport Boardroom per day (8 hrs)	223.45	22.35	245.80	229.55	22.95	252.50
Hire of Projector	335.18	33.52	368.70	343.91	34.39	378.30
EKA Key Replacement	111.64	11.16	122.80	114.55	11.45	126.00
Access Control System Bond	111.64	11.16	122.80	114.55	11.45	126.00
Hire of International Terminal Area per hour	55.82	5.58	61.40	57.27	5.73	63.00
Hire of Forklift per hour min 2 hrs	35.82	3.58	39.40	36.73	3.67	40.40
External Works (Non Council)	208.09	20.81	228.90	213.64	21.36	235.00
Internal Works (Non Airport Council Works)	173.45	17.35	190.80	178.00	17.80	195.80

**TOWN OF PORT HEDLAND  
BUDGET  
FOR THE YEAR ENDED 30 JUNE 2012**

Schedule 2

Function Number	Account Description	2010/11		2011/12
		Original Budget	Forecast Actual	Budget
	<b>Operating Expenditure</b>			
3	General Purpose Income	511,394	480,628	615,717
4	Governance	1,568,649	1,718,082	1,880,285
5	Law, Order & Public Safety	1,073,599	1,159,368	1,584,397
7	Health	481,656	456,918	568,993
8	Education & Welfare	904,428	916,413	4,298,694
9	Housing	873,845	960,442	900,554
10	Community Amenities	5,327,186	5,963,784	7,829,120
11	Recreation & Culture	14,626,978	12,953,007	14,070,960
12	Transport	8,310,781	8,363,097	10,127,502
13	Economic Services	1,960,880	1,779,248	1,822,093
14	Other Properties & Services	396,350	454,906	420,967
	<b>Total Operating Expenditure</b>	<b>36,035,748</b>	<b>35,205,894</b>	<b>44,119,282</b>
	<b>Operating Revenue</b>			
3	General Purpose Income	(18,709,695)	(18,050,235)	(19,947,216)
4	Governance	(45,560)	(91,647)	(179,260)
5	Law, Order & Public Safety	(604,497)	(738,612)	(837,658)
7	Health	(68,750)	(65,261)	(47,960)
8	Education & Welfare	(536,724)	(471,390)	(3,893,875)
9	Housing	(3,272,536)	(272,536)	(245,916)
10	Community Amenities	(5,835,770)	(7,519,733)	(8,264,429)
11	Recreation & Culture	(9,635,149)	(13,324,000)	(10,923,154)
12	Transport	(32,429,904)	(13,538,670)	(36,437,922)
13	Economic Services	(11,105,785)	(11,418,780)	(10,925,143)
14	Other Properties & Services	(255,330)	(276,990)	(275,330)
	<b>Total Operating Revenue</b>	<b>(82,499,700)</b>	<b>(65,767,853)</b>	<b>(91,977,863)</b>
	<b>Operating Deficit/(Surplus)</b>	<b>(46,463,952)</b>	<b>(30,561,960)</b>	<b>(47,858,581)</b>
	<b>Non Operating Expenditure</b>			
4	Governance	248,202	480,790	1,241,334
5	Law, Order & Public Safety	461,313	651,905	669,301
7	Health	5,000	1,403	5,000
8	Education & Welfare	40,194	55,589	9,185,736
9	Housing	7,618,214	1,883,214	1,723,508
10	Community Amenities	3,898,797	3,292,625	7,472,453
11	Recreation & Culture	36,473,610	47,261,324	31,755,266
12	Transport	38,461,405	18,346,383	43,439,501
13	Economic Services	9,743,208	10,653,139	9,276,298
14	Other Properties & Services	(0)	0	0
	<b>Total Non Operating Expenditure</b>	<b>96,949,943</b>	<b>82,626,373</b>	<b>104,768,398</b>
	<b>Non Operating Revenue</b>			
4	Governance	(0)	(76,819)	0
5	Law, Order & Public Safety	(25,363)	(398,706)	(27,001)
8	Education & Welfare	(0)	0	(8,093,200)
9	Housing	(4,095,000)	(1,300,000)	(1,095,000)
10	Community Amenities	(2,691,867)	(1,281,824)	(4,150,311)
11	Recreation & Culture	(30,068,956)	(35,959,982)	(21,964,035)
12	Transport	(4,984,727)	(5,622,457)	(10,818,807)
13	Economic Services	(0)	(120,000)	0
14	Other Properties & Services	(0)	0	0
	<b>Total Non Operating Revenue</b>	<b>(41,865,915)</b>	<b>(44,759,788)</b>	<b>(46,148,354)</b>
	<b>Net Result</b>	<b>8,620,075</b>	<b>7,304,625</b>	<b>10,761,463</b>
	<b>Add Back Non Cash Items</b>			
	Depreciation	(4,442,873)	(4,442,873)	(7,320,435)
	(Profit) / Loss on Sale	(92,700)	(92,700)	(65,200)
		<b>(4,535,572)</b>	<b>(4,535,573)</b>	<b>(7,385,635)</b>
	<b>Surplus Carried Forward</b>	<b>(4,084,503)</b>	<b>(6,144,881)</b>	<b>(3,375,828)</b>
	<b>Surplus Brought Forward</b>	<b>0</b>	<b>(3,375,828)</b>	<b>(0)</b>

**TOWN OF PORT HEDLAND**  
**BUDGET**  
**FOR THE YEAR ENDED 30 JUNE 2012**

**General Purpose Income**

Account Number	Account Description	2010/11		2011/12
		Original Budget	Forecast Actual	Budget
	<b>Summary</b>			
	<b>Operating Expenditure</b>			
	Rates Administration	511,394	480,628	615,717
	<b>Total Operating Expenditure</b>	<b>511,394</b>	<b>480,628</b>	<b>615,717</b>
	<b>Operating Revenue</b>			
	Rates Administration	(13,680,859)	(13,884,215)	(15,879,653)
	General Purpose Grant	(2,798,436)	(2,259,620)	(2,843,763)
	Other General Purpose Income	0	0	0
	Finance & Borrowing	(2,230,400)	(1,906,400)	(1,223,800)
	<b>Total Operating Revenue</b>	<b>(18,709,695)</b>	<b>(18,050,235)</b>	<b>(19,947,216)</b>
	<b>Total General Purpose Income</b>	<b>(18,198,301)</b>	<b>(17,569,606)</b>	<b>(19,331,498)</b>
	<b><i>Rates Administration</i></b>			
	<b>Operating Expenditure</b>			
301201	Salaries	150,312	150,312	164,393
301211	Superannuation Guarantee Levy	13,528	10,378	14,795
301212	Superannuation	3,615	863	0
301216	Workers Compensation Insurance	2,309	3,050	2,853
301220	Staff Training	0	0	0
301241	Printing & Stationery	13,000	9,729	13,000
301259	Valuation & Search Fees	40,000	40,000	178,000
301260	Collection Fees	20,000	30,000	32,000
301275	Rate Concessions	136,914	108,609	95,329
301276	Rates Written Off	32,000	31,967	0
301278	Rates Incentive Prize	53,000	28,617	45,000
301299	Admin Costs Distributed	46,717	67,104	70,347
	<b>Total Operating Expenditure</b>	<b>511,394</b>	<b>480,628</b>	<b>615,717</b>
	<b>Operating Revenue</b>			
301301	Rates Levied GRV	(11,605,609)	(11,603,435)	(13,054,822)
301302	Rates Levied GRV Minimum	(563,200)	(562,400)	(690,000)
301303	Rates Levied UV	(750,850)	(750,850)	(1,009,640)
301304	Rates Levied UV Minimum	(236,000)	(236,000)	(349,000)
301305	Rates Interim Levies	(300,000)	(460,000)	(500,000)
301306	Rates Legal Charges	(26,000)	(30,000)	(30,000)
301308	Late Payment Penalty	(60,000)	(115,000)	(117,990)
301309	Instalment Interest Charge	(40,000)	(50,000)	(50,000)

**TOWN OF PORT HEDLAND**  
**BUDGET**  
**FOR THE YEAR ENDED 30 JUNE 2012**

**General Purpose Income**

Account Number	Account Description	2010/11		2011/12
		Original Budget	Forecast Actual	Budget
301310	Instalment Administration Fee	(42,000)	(45,000)	(45,000)
301311	Instalment Arrangement Fee	0	0	0
301314	Rate Incentive Donation	(30,000)	(8,500)	(10,000)
301315	ESL - Administration Fee	(10,200)	(10,030)	(10,200)
301322	Search Fees GST	(17,000)	(13,000)	(13,000)
	<b>Total Operating Revenue</b>	<b>(13,680,859)</b>	<b>(13,884,215)</b>	<b>(15,879,653)</b>
	<b>Total Rates Administration</b>	<b>(13,169,465)</b>	<b>(13,403,587)</b>	<b>(15,263,935)</b>
	<i><b>General Purpose Grant</b></i>			
	<b>Operating Revenue</b>			
302390	Grants Commission	(2,165,233)	(1,739,633)	(2,222,816)
302391	Formula Local Road Grant	(633,203)	(519,987)	(620,947)
	<b>Total Operating Revenue</b>	<b>(2,798,436)</b>	<b>(2,259,620)</b>	<b>(2,843,763)</b>
	<b>Total General Purpose Grants</b>	<b>(2,798,436)</b>	<b>(2,259,620)</b>	<b>(2,843,763)</b>
	<i><b>Other General Purpose Income</b></i>			
	<b>Operating Revenue</b>			
303315	Interest - Deferred Rates	0	0	0
	<b>Total Operating Revenue</b>	<b>0</b>	<b>0</b>	<b>0</b>
	<b>Total Other General Purpose Income</b>	<b>0</b>	<b>0</b>	<b>0</b>
	<b>Finance &amp; Borrowing</b>			
	<b>Operating Revenue</b>			
304380	Interest on Investments Muni	(1,294,000)	(370,000)	(270,000)
304381	Interest on Investments Reserve	(936,400)	(1,536,400)	(953,800)
	<b>Total Operating Revenue</b>	<b>(2,230,400)</b>	<b>(1,906,400)</b>	<b>(1,223,800)</b>
	<b>Total Finance &amp; Borrowing</b>	<b>(2,230,400)</b>	<b>(1,906,400)</b>	<b>(1,223,800)</b>



**TOWN OF PORT HEDLAND**  
**BUDGET**  
**FOR THE YEAR ENDED 30 JUNE 2012**

**Governance**

Account Number	Account Description	2010/11		2011/12
		Original Budget	Forecast Actual	Budget
	<b>Summary</b>			
	<b>Operating Expenditure</b>			
	Members	1,568,649	1,641,263	1,864,034
	Financial Services	0	0	16,251
	Corporate Support	(0)	0	0
	Corporate Management	0	76,819	0
	<b>Total Operating Expenditure</b>	<b>1,568,649</b>	<b>1,718,082</b>	<b>1,880,285</b>
	<b>Operating Revenue</b>			
	Members	0	0	0
	Financial Services	(13,560)	(4,060)	(143,560)
	Corporate Support	(32,000)	(87,587)	(35,700)
	<b>Total Operating Revenue</b>	<b>(45,560)</b>	<b>(91,647)</b>	<b>(179,260)</b>
	<b>Non Operating Expenditure</b>			
	Financial Services	76,752	105,305	78,884
	Corporate Support	171,450	375,485	1,162,450
	<b>Total Non Operating Expenditure</b>	<b>248,202</b>	<b>480,790</b>	<b>1,241,334</b>
	<b>Non Operating Revenue</b>			
	Corporate Management	0	(76,819)	0
	<b>Total Non Operating Revenue</b>	<b>0</b>	<b>(76,819)</b>	<b>0</b>
	<b>Total Governance</b>	<b>1,771,291</b>	<b>2,030,406</b>	<b>2,942,360</b>
	<b>Members</b>			
	<b>Operating Expenditure</b>			
401220	Conferences	140,000	140,000	140,000
401262	Chambers Maintenance	500	500	500
401270	Election Expenses	0	0	30,000
401271	Subscriptions	2,100	1,000	2,100
401272	WALGA Subscription	34,000	30,794	32,000
401273	Pilbara to Parliament	25,000	(0)	0
401275	Public Relations	200,000	200,000	200,000
401276	Mayoral Sitting Fees	14,000	14,000	14,000
401277	Mayoral Allowance	60,000	60,000	60,000
401278	Councillors Meeting Fees	49,000	49,000	49,000

**TOWN OF PORT HEDLAND  
BUDGET  
FOR THE YEAR ENDED 30 JUNE 2012**

**Governance**

Account Number	Account Description	2010/11		2011/12
		Original Budget	Forecast Actual	Budget
401279	Deputy Mayoral Allowance	15,000	15,000	15,000
401280	Refreshments/Receptions	35,000	95,000	65,000
401281	Business Of The Year Awards	5,500	3,636	4,000
401282	Insurance	950	1,930	1,650
401283	PRC Contribution	55,000	90,000	199,250
401288	Travelling Expenses	5,000	5,000	5,000
401289	Telecommunications Allowance	19,200	19,200	19,200
401291	Technology Expenses	7,000	7,000	8,000
401299	Admin Costs Distributed	901,399	909,203	1,019,334
	<b>Total Operating Expenditure</b>	<b>1,568,649</b>	<b>1,641,263</b>	<b>1,864,034</b>
	<b>Operating Revenue</b>			
401331	Promotional Contributions	0	0	0
	<b>Total Operating Revenue</b>	<b>0</b>	<b>0</b>	<b>0</b>
	<b>Total Members</b>	<b>1,568,649</b>	<b>1,641,263</b>	<b>1,864,034</b>
	<i>Financial Services</i>			
	<b>Operating Expenditure</b>			
402201	Salaries	800,082	745,978	958,953
402211	Superannuation Guarantee Levy	72,007	69,838	86,306
402212	Superannuation	11,306	20,306	20,715
402215	Fringe Benefits Tax	6,721	6,721	10,319
402216	Workers Compensation Insurance	12,607	13,605	15,954
402217	Officers Liability Insurance	10,190	10,875	14,300
402220	Staff Training	0	0	0
402232	Building Cleaning Admin	45,078	0	0
402236	Western Power Charges	36,235	30,000	31,500
402237	Water Corporation Charges	7,437	7,437	8,069
402243	Telephone-Administration	38,765	58,765	68,742
402246	Minor Office Equipment	1,500	1,500	1,500
402248	Bank Charges	34,345	23,000	25,000
402254	Other Minor Sundry Expenses	1,708	1,708	1,000
402256	Collection Fees - Sundry Drs	1,800	1,000	1,000
402257	Corporate Support	46,000	25,000	10,000
402262	Audit Fees And Expenses	35,000	50,000	50,000
402267	VEL001 - Fin Mgr Vehicle Operation	4,500	1,000	3,500
402269	Subscriptions	1,580	4,880	5,000
402273	Long Term Financial Plan	0	0	330,000
402290	Depreciation On Assets	182,137	182,137	228,159

**TOWN OF PORT HEDLAND**  
**BUDGET**  
**FOR THE YEAR ENDED 30 JUNE 2012**

**Governance**

Account Number	Account Description	2010/11		2011/12
		Original Budget	Forecast Actual	Budget
402297	Loan Interest Payments	4,496	4,496	2,563
402299	Admin Costs Distributed	(1,353,494)	(1,258,246)	(1,856,328)
	<b>Total Operating Expenditure</b>	<b>0</b>	<b>0</b>	<b>16,251</b>
	<b>Operating Revenue</b>			
402338	Reimburse Vehicle	(1,560)	(1,060)	(1,560)
402340	Other Sundry Minor Receipts	(12,000)	(3,000)	(12,000)
402342	Contributions	0	0	(130,000)
	<b>Total Operating Revenue</b>	<b>(13,560)</b>	<b>(4,060)</b>	<b>(143,560)</b>
	<b>Non Operating Expenditure</b>			
402498	Loan 104 & 108 Principal	34,852	34,852	36,784
402499	T/F To Leave Reserve	41,900	70,453	42,100
	<b>Total Non Operating Expenditure</b>	<b>76,752</b>	<b>105,305</b>	<b>78,884</b>
	<b>Total Financial Services</b>	<b>63,192</b>	<b>101,245</b>	<b>(48,424)</b>
	<b>Corporate Support</b>			
	<b>Operating Expenditure</b>			
404201	Salaries	1,033,457	988,624	1,341,637
404211	Superannuation Guarantee Levy	93,011	82,196	120,747
404212	Contributory Superannuation	12,612	12,012	14,041
404213	Staff Uniforms H.R.	34,000	50,000	54,300
404215	Fringe Benefits Tax	7,296	7,296	12,132
404216	Workers Compensation Insurance	16,192	17,578	22,110
404220	Staff Training	0	0	0
404221	Staff Housing	0	22,100	0
402244	Photocopier Lease	52,578	150,552	195,000
402245	Equipment - Maintenance	2,070	0	0
402275	Civic Centre Building	199,000	69,000	0
404270	VEL002 - MCS Vehicle Operation	10,878	10,878	3,500
404272	Civic Centre Planning	0	0	20,110
404273	Website Development	20,000	0	90,000
404274	Graphical Information System (GIS)	60,000	0	0
404275	Organisational Development Programs	0	0	305,000
404280	Records Management	60,000	50,000	0
404281	Occupational Safety & Health	25,805	25,805	30,000
404282	Organisational Training/Development	254,068	254,068	376,626
404284	Organisation Employee Expenses	5,000	12,000	5,000

**TOWN OF PORT HEDLAND  
BUDGET  
FOR THE YEAR ENDED 30 JUNE 2012**

**Governance**

Account Number	Account Description	2010/11		2011/12
		Original Budget	Forecast Actual	Budget
404287	Advertising	55,000	130,000	110,000
404288	Relocation	50,000	120,000	50,000
405243	Telstra Charges	8,900	8,900	9,200
405249	Corporate Software Licences	220,000	411,674	450,000
405250	Computer Support	23,000	27,388	27,000
405252	Telephone-Pabx Lease	0	0	0
405271	VEL003 - IT Vehicle Operation	4,500	2,500	3,500
405272	VEL054 - IT Coordinator Veh Op	4,500	5,500	3,500
405275	Subscriptions	12,000	32,991	12,000
407241	Printing & Stationery	78,000	78,000	85,000
407242	Postage	22,000	22,000	25,000
407299	Admin Costs Distributed	(2,363,866)	(2,591,061)	(3,365,403)
	<b>Total Operating Expenditure</b>	<b>(0)</b>	<b>0</b>	<b>0</b>
	<b>Operating Revenue</b>			
402331	Reimburse Vehicle/Uniforms/Etc	(8,000)	(8,000)	(8,000)
402324	Charges - Sale Of C/L Products	(500)	(500)	(500)
404331	Training Fees Reimbursements	(7,800)	0	(10,000)
404332	Country Local Govt Fund-RFR	0	0	0
404333	Printing Charges	(2,500)	(2,500)	(4,000)
402325	FOI Application and Fees	(200)	(2,700)	(200)
402335	Rebate - Advertising	(12,000)	(12,000)	(12,000)
402336	LGIS Reimbursement	0	(34,378)	0
404335	Reimbursements - Staff Relocation	(1,000)	(27,509)	(1,000)
	<b>Total Operating Revenue</b>	<b>(32,000)</b>	<b>(87,587)</b>	<b>(35,700)</b>
	<b>Non Operating Expenditure</b>			
405422	Computer Hardware	115,000	155,000	94,400
405423	Computer Software	9,600	123,635	15,600
405424	IT Network Upgrade	0	0	1,000,000
402422	Furniture and Equipment	46,850	76,850	52,450
406451	Records Facility	0	20,000	0
	<b>Total Non Operating Expenditure</b>	<b>171,450</b>	<b>375,485</b>	<b>1,162,450</b>
	<b>Total Corporate Support</b>	<b>139,450</b>	<b>287,898</b>	<b>1,126,750</b>

**TOWN OF PORT HEDLAND  
BUDGET  
FOR THE YEAR ENDED 30 JUNE 2012**

**Governance**

Account Number	Account Description	2010/11		2011/12
		Original Budget	Forecast Actual	Budget
	<b>Corporate Management</b>			
	<b>Operating Expenditure</b>			
406201	Salaries	1,344,704	1,364,523	1,422,585
406211	Superannuation Guarantee Levy	121,023	121,023	128,033
406212	Contributory Superannuation	12,108	11,708	9,539
406215	Fringe Benefits Tax	6,789	6,789	10,010
406216	Workers Compensation Insurance	15,068	18,381	18,244
406280	Executive Training and Travel	50,000	50,000	78,000
406243	Telephone Charges	10,000	10,000	10,000
406261	Legal Expenses	55,000	55,000	55,000
406262	Management Support	0	50,000	50,000
406270	VEL005 - CEO Vehicle Operation	6,500	6,500	6,500
406271	VEL007 - DRS Vehicle Operation	6,500	6,500	6,500
406272	VEL006 - DES Vehicle Operation	6,500	6,500	6,500
406273	VEL048 - DCS Vehicle Operation	6,500	5,000	6,500
406274	VELxxx - DCS Vehicle Operation	6,500	6,500	6,500
406275	Subscriptions	500	500	500
406299	Admin Costs Distributed	(1,647,693)	(1,642,106)	(1,814,411)
	<b>Total Operating Expenditure</b>	<b>0</b>	<b>76,819</b>	<b>0</b>
	<b>Non Operating Revenue</b>			
406389	T/F from Leave Reserve	0	(76,819)	0
	<b>Total Non Operating Revenue</b>	<b>0</b>	<b>(76,819)</b>	<b>0</b>
	<b>Total Corporate Management</b>	<b>0</b>	<b>0</b>	<b>0</b>

**TOWN OF PORT HEDLAND  
BUDGET  
FOR THE YEAR ENDED 30 JUNE 2012**

**Law, Order & Public Safety**

Account Number	Account Description	2010/11		2011/12
		Original Budget	Forecast Actual	Budget
	<b>Summary</b>			
	<b>Operating Expenditure</b>			
	Fire Prevention	7,290	8,290	8,750
	Animal Control	763,306	772,285	808,992
	Parking	5,000	6,300	6,500
	Other Public Safety	117,800	142,775	550,242
	SES/Emergency Management	180,203	229,717	209,913
	<b>Total Operating Expenditure</b>	<b>1,073,599</b>	<b>1,159,368</b>	<b>1,584,397</b>
	<b>Operating Revenue</b>			
	Fire Prevention	(1,000)	(1,000)	(1,000)
	Animal Control	(73,000)	(60,500)	(63,000)
	Other Public Safety	(400,000)	(511,000)	(645,000)
	Parking	(22,200)	(17,835)	(17,700)
	SES/Emergency Management	(108,297)	(148,277)	(110,958)
	<b>Total Operating Revenue</b>	<b>(604,497)</b>	<b>(738,612)</b>	<b>(837,658)</b>
	<b>Non Operating Expenditure</b>			
	Fire Prevention	0	0	0
	Animal Control	0	0	0
	Other Public Safety	413,750	617,391	625,000
	Parking	6,800	6,800	11,800
	SES/Emergency Management	40,763	27,714	32,501
	<b>Total Non Operating Expenditure</b>	<b>461,313</b>	<b>651,905</b>	<b>669,301</b>
	<b>Non Operating Revenue</b>			
	Fire Prevention	0	0	0
	Other Public Safety	0	(373,343)	0
	SES/Emergency Management	(25,363)	(25,363)	(27,001)
	<b>Non Operating Revenue</b>	<b>(25,363)</b>	<b>(398,706)</b>	<b>(27,001)</b>
	<b>Total Law, Order &amp; Public Safety</b>	<b>905,052</b>	<b>673,955</b>	<b>1,389,039</b>

**TOWN OF PORT HEDLAND**  
**BUDGET**  
**FOR THE YEAR ENDED 30 JUNE 2012**

**Law, Order & Public Safety**

Account Number	Account Description	2010/11		2011/12
		Original Budget	Forecast Actual	Budget
	<b><i>Fire Prevention</i></b>			
	<b>Operating Expenditure</b>			
501255	Fire Insurance	1,850	2,250	2,750
501257	Burning Programme	5,000	5,000	5,000
501264	Fire Fighting Equipment	440	1,040	1,000
	<b>Total Operating Expenditure</b>	<b>7,290</b>	<b>8,290</b>	<b>8,750</b>
	<b>Operating Revenue</b>			
501324	Re-Coup Burning Expenses	(1,000)	(1,000)	(1,000)
	<b>Total Operating Revenue</b>	<b>(1,000)</b>	<b>(1,000)</b>	<b>(1,000)</b>
	<b>Non Operating Expenditure</b>			
501425	Plant & Equipment	0	0	0
501499	T/F to Bushfire Mgmt Reserve	0	0	0
	<b>Total Non Operating Expenditure</b>	<b>0</b>	<b>0</b>	<b>0</b>
	<b>Non Operating Revenue</b>			
501399	T/F from Bushfire Mgmt Reserve	0	0	0
	<b>Total Non Operating Revenue</b>	<b>0</b>	<b>0</b>	<b>0</b>
	<b>Total Fire Prevention</b>	<b>6,290</b>	<b>7,290</b>	<b>7,750</b>
	<b><i>Animal Control</i></b>			
	<b>Operating Expenditure</b>			
502201	Salaries	510,272	485,052	521,324
502211	Superannuation Guarantee Levy	45,924	43,925	46,919
502212	Superannuation	4,020	15,520	0
502213	Uniforms	4,150	4,150	4,150
502215	Fringe Benefits Tax	4,161	4,161	5,479
502216	Workers Compensation Insurance	9,235	10,675	9,985
502220	Staff Training	0	0	0
502230	Fines, Enforcements and Registrations	14,000	10,000	10,000
502241	Printing and Stationery	2,500	2,500	2,500
502242	Telstra Charges	4,500	3,000	3,000
502249	Advertising	1,800	800	3,000
502254	Minor Equipment	3,000	3,500	4,000
502255	Dog Bag Dispensers	400	0	300
502270	VEL009 - SR Vehicle Operation	7,500	12,000	7,500
502271	VEL010 - Ranger Vehicle Operation	5,000	5,000	6,000
502272	VEL045 - Vehicle Operation	5,000	5,000	6,000

**TOWN OF PORT HEDLAND  
BUDGET  
FOR THE YEAR ENDED 30 JUNE 2012**

**Law, Order & Public Safety**

Account Number	Account Description	2010/11		2011/12
		Original Budget	Forecast Actual	Budget
502273	VEL046 - Vehicle Operation	5,000	8,000	6,000
502275	Ranger - Vehicle Operation	0	5,000	6,000
502276	Fox Trapping Activities	0	2,420	4,000
502277	Dog Discs	500	720	750
502278	Dog Poundage	5,000	8,500	14,500
502280	Firearm Expenses	100	0	0
502281	Animal Carcase Disposal	6,000	10,500	10,500
502282	Dog Sterilisation Program	0	0	5,000
502290	Depreciation On Assets	30,019	30,019	22,724
502299	Admin Costs Distributed	95,224	101,843	109,360
	<b>Total Operating Expenditure</b>	<b>763,306</b>	<b>772,285</b>	<b>808,992</b>
	<b>Operating Revenue</b>			
502324	Dog Registration	(22,000)	(17,000)	(18,000)
502325	Kennel Licences	0	0	0
502326	Dog Act-Fines & Penalties	(25,000)	(25,000)	(25,000)
502327	Vermin Trap Hire	(1,000)	(500)	(1,000)
502330	Fines, Enforcements and Registrations	(25,000)	(18,000)	(19,000)
	<b>Total Operating Revenue</b>	<b>(73,000)</b>	<b>(60,500)</b>	<b>(63,000)</b>
	<b>Non Operating Expenditure</b>			
502424	Dog Pound Construction	0	0	0
	<b>Total Non Operating Expenditure</b>	<b>0</b>	<b>0</b>	<b>0</b>
	<b>Total Animal Control</b>	<b>690,306</b>	<b>711,785</b>	<b>745,992</b>



**TOWN OF PORT HEDLAND  
BUDGET  
FOR THE YEAR ENDED 30 JUNE 2012**

**Law, Order & Public Safety**

Account Number	Account Description	2010/11		2011/12
		Original Budget	Forecast Actual	Budget
	<b>Other Public Safety</b>			
	<b>Operating Expenditure</b>			
503160	Workers Compensation Insurance	0	0	1,426
503201	Salaries	66,080	82,344	85,244
503211	Superannuation	0	7,411	7,672
503215	Fringe Benefits Tax	0	0	783
503264	Community Safety Projects	7,000	7,000	13,000
503266	Security Guard Training	0	0	10,000
503270	CPTED Evaluation & Education Program	20,000	22,000	29,000
503271	Lease Vehicle	8,824	3,324	3,500
503272	CCTV Maintenance	0	0	184,867
503280	Community Safety Working Group Exp	1,200	1,200	1,200
503290	Depreciation On Assets	0	0	139,167
503299	Admin Costs Distributed	14,696	19,496	74,382
	<b>Total Operating Expenditure</b>	<b>117,800</b>	<b>142,775</b>	<b>550,242</b>
	<b>Operating Revenue</b>			
503340	Community Safety Contribution	(300,000)	(300,000)	(550,000)
503335	Aware Grant Scheme	0	0	0
503337	Grant - OCP	0	(11,000)	(95,000)
503338	Country Local Govt Fund-RFR	(100,000)	(200,000)	0
	<b>Total Operating Revenue</b>	<b>(400,000)</b>	<b>(511,000)</b>	<b>(645,000)</b>
	<b>Non Operating Expenditure</b>			
503451	Plant & Equipment	13,750	11,170	0
503495	Community Safety- CCTV - CLGF	100,000	100,000	0
503496	Community Safety- CCTV - R4R	0	123,343	0
503498	Community Safety- CCTV	300,000	382,878	625,000
	<b>Total Non Operating Expenditure</b>	<b>413,750</b>	<b>617,391</b>	<b>625,000</b>
	<b>Non Operating Revenue</b>			
503397	T/F from Royalties for Regions Reserve	0	(123,343)	0
503398	T/F from BHP Reserve	0	(250,000)	0
	<b>Total Non Operating Revenue</b>	<b>0</b>	<b>(373,343)</b>	<b>0</b>
	<b>Total Other Public Safety</b>	<b>131,550</b>	<b>(124,177)</b>	<b>530,242</b>

**TOWN OF PORT HEDLAND**  
**BUDGET**  
**FOR THE YEAR ENDED 30 JUNE 2012**

**Law, Order & Public Safety**

Account Number	Account Description	2010/11		2011/12
		Original Budget	Forecast Actual	Budget
	<b><i>Parking</i></b>			
	<b>Operating Expenditure</b>			
503265	Vehicle Impounding Expenses	5,000	6,300	6,500
	<b>Total Operating Expenditure</b>	<b>5,000</b>	<b>6,300</b>	<b>6,500</b>
	<b>Operating Revenue</b>			
503331	Impounded Vehicle Charges	(1,200)	(2,700)	(2,700)
503332	Sale of Impounded Items	(5,000)	(5,000)	(5,000)
504324	Parking-Fines & Penalties	(8,000)	(10,000)	(10,000)
504392	Other Income - Court Fines	(8,000)	(135)	0
	<b>Total Operating Revenue</b>	<b>(22,200)</b>	<b>(17,835)</b>	<b>(17,700)</b>
	<b>Non Operating Expenditure</b>			
504499	T/F To Car Parking Reserve	6,800	6,800	11,800
	<b>Total Non Operating Expenditure</b>	<b>6,800</b>	<b>6,800</b>	<b>11,800</b>
	<b>Total Parking</b>	<b>(10,400)</b>	<b>(4,735)</b>	<b>600</b>
	<b><i>SES/Emergency Management</i></b>			
	<b>Operating Expenditure</b>			
505217	SES Operating Expenses	89,800	89,800	94,100
505218	Emergency Management	27,000	44,000	42,000
505219	SES Grant Expenditure	0	24,980	0
505231	Insurance	3,930	7,508	8,860
505290	Depreciation on Assets	18,495	18,495	19,719
505297	Loan Interest (SES Shed)	18,497	18,497	16,858
505299	Admin Costs Distributed	22,481	26,437	28,376
	<b>Total Operating Expenditure</b>	<b>180,203</b>	<b>229,717</b>	<b>209,913</b>
	<b>Operating Revenue</b>			
505317	FESA Levy Grant	(89,800)	(89,800)	(94,100)
505318	FESA Capital Grant	0	(24,980)	0
505320	Loan (L123) Interest Expense Reimbursed	(18,497)	(18,497)	(16,858)
505394	Emergency Management Contributions	0	(15,000)	0
	<b>Total Operating Revenue</b>	<b>(108,297)</b>	<b>(148,277)</b>	<b>(110,958)</b>

**TOWN OF PORT HEDLAND  
BUDGET  
FOR THE YEAR ENDED 30 JUNE 2012**

**Law, Order & Public Safety**

Account Number	Account Description	2010/11		2011/12
		Original Budget	Forecast Actual	Budget
	<b>Non Operating Expenditure</b>			
505424	Hardstands for Generators	14,000	0	4,000
505498	Principal Repayment (SES Shed)	25,363	25,363	27,001
505499	T/F to SES Shed Reserve	1,400	2,351	1,500
	<b>Total Non Operating Expenditure</b>	<b>40,763</b>	<b>27,714</b>	<b>32,501</b>
	<b>Non Operating Revenue</b>			
505398	Principal Repayment Loan 123	(25,363)	(25,363)	(27,001)
	<b>Total Non Operating Revenue</b>	<b>(25,363)</b>	<b>(25,363)</b>	<b>(27,001)</b>
	<b>Total SES/Emergency Management</b>	<b>87,306</b>	<b>83,791</b>	<b>104,455</b>

**TOWN OF PORT HEDLAND  
BUDGET  
FOR THE YEAR ENDED 30 JUNE 2012**

Health

Account Number	Account Description	2010/11		2011/12
		Original Budget	Forecast Actual	Budget
	<b>Summary</b>			
	<b>Operating Expenditure</b>			
	Maternal Infant Health	20,039	20,039	23,497
	Health Inspection & Admin	401,606	408,246	474,553
	Pest Control	16,567	25,189	19,079
	Aboriginal Health	3,444	3,444	6,864
	Environmental Health	40,000	0	45,000
	<b>Total Operating Expenditure</b>	<b>481,656</b>	<b>456,918</b>	<b>568,993</b>
	<b>Operating Revenue</b>			
	Health Inspection & Admin	(45,750)	(42,650)	(44,960)
	Pest Control	(3,000)	(2,611)	(3,000)
	Environmental Health	(20,000)	(20,000)	0
	<b>Total Operating Revenue</b>	<b>(68,750)</b>	<b>(65,261)</b>	<b>(47,960)</b>
	<b>Non Operating Expenditure</b>			
	Health Inspections & Admin	0	0	0
	Pest Control	5,000	1,403	5,000
	<b>Total Non Operating Expenditure</b>	<b>5,000</b>	<b>1,403</b>	<b>5,000</b>
	<b>Total Health</b>	<b>417,906</b>	<b>393,060</b>	<b>526,033</b>
	<b><i>Maternal Infant Health</i></b>			
	<b>Operating Expenditure</b>			
701290	Depreciation On Assets	20,039	20,039	23,497
	<b>Total Operating Expenditure</b>	<b>20,039</b>	<b>20,039</b>	<b>23,497</b>
	<b>Total Maternal Infant Health</b>	<b>20,039</b>	<b>20,039</b>	<b>23,497</b>
	<b><i>Health Inspections &amp; Admin</i></b>			
	<b>Operating Expenditure</b>			
702201	Salaries	277,402	267,402	311,911
702211	Superannuation Guarantee Levy	24,966	24,966	28,072
702212	Superannuation	1,639	1,789	0
702215	Fringe Benefits Tax	2,081	2,081	2,348
702216	Workers Compensation Insurance	4,618	4,575	4,279
702220	Staff Training	0	13,976	0

**TOWN OF PORT HEDLAND**  
**BUDGET**  
**FOR THE YEAR ENDED 30 JUNE 2012**

Health

Account Number	Account Description	2010/11		2011/12
		Original Budget	Forecast Actual	Budget
702241	Office Expenses/Stationery	200	0	0
702243	Telstra Charges	3,000	3,000	3,000
702245	Equipment & Protective Clothing	500	390	500
702254	Publications/Leg'N Updates	700	653	1,000
702262	Subscriptions	500	400	500
702270	VEL011 - EHO Vehicle Operation	4,500	3,500	3,500
702271	VEL012 - MEH Vehicle Operation	4,500	3,500	3,500
702275	VEH014 - 4WD M/Cycle Operation	1,000	500	1,000
702279	Compliance - Sample Testing	1,000	2,986	5,000
702280	Sampling Food	3,000	2,548	4,500
702281	Water Sampling	3,000	3,500	5,000
702289	Minor Equipment (was Calibration)	1,000	423	1,000
702290	Depreciation On Assets	17,900	17,900	35,292
702299	Admin Costs Distributed	50,101	54,158	64,151
	<b>Total Operating Expenditure</b>	<b>401,606</b>	<b>408,246</b>	<b>474,553</b>
	<b>Operating Revenue</b>			
702324	Licences - Eating House	(26,000)	(23,000)	(24,000)
702325	Licence - Trading/Public Place	(6,000)	(7,000)	(7,500)
702326	Licence-Lodging House	(3,400)	(3,400)	(3,400)
702328	Licences - Sewage Apparatus	(4,500)	(4,000)	(4,000)
702329	Licences - Caravan Parks	(3,290)	(3,290)	(4,000)
702330	Reimb. - Private Works	(1,000)	(400)	(500)
702332	Private Vehicle Use Reimbursements	(1,560)	(1,560)	(1,560)
	<b>Total Operating Revenue</b>	<b>(45,750)</b>	<b>(42,650)</b>	<b>(44,960)</b>
	<b>Non Operating Expenditure</b>			
702420	Dust Sampling Equipment	0	0	0
	<b>Total Non Operating Expenditure</b>	<b>0</b>	<b>0</b>	<b>0</b>
	<b>Total Health Inspections &amp; Admin</b>	<b>355,856</b>	<b>365,596</b>	<b>429,593</b>

**TOWN OF PORT HEDLAND  
BUDGET  
FOR THE YEAR ENDED 30 JUNE 2012**

**Health**

Account Number	Account Description	2010/11		2011/12
		Original Budget	Forecast Actual	Budget
	<b><i>Pest Control</i></b>			
	<b>Operating Expenditure</b>			
703280	Fogger Adulicide Equipment Operation	4,000	4,000	4,000
703282	Mosquito Survey Supplies	500	500	500
703285	Larvicide Chemicals	10,000	18,536	12,000
703299	Admin Costs Distributed	2,067	2,153	2,579
	<b>Total Operating Expenditure</b>	<b>16,567</b>	<b>25,189</b>	<b>19,079</b>
	<b>Operating Revenue</b>			
703324	CLAG Reimbursements - Mosquito Control	(3,000)	(2,611)	(3,000)
	<b>Total Operating Revenue</b>	<b>(3,000)</b>	<b>(2,611)</b>	<b>(3,000)</b>
	<b>Non Operating Expenditure</b>			
703450	Plant & Equipment	5,000	1,403	5,000
	<b>Total Non Operating Expenditure</b>	<b>5,000</b>	<b>1,403</b>	<b>5,000</b>
	<b>Total Pest Control</b>	<b>18,567</b>	<b>23,981</b>	<b>21,079</b>
	<b><i>Aboriginal Health</i></b>			
	<b>Operating Expenditure</b>			
704280	Animal Control Program	0	0	3,000
704290	Depreciation on Assets	3,444	3,444	3,864
	<b>Total Operating Expenditure</b>	<b>3,444</b>	<b>3,444</b>	<b>6,864</b>
	<b>Total Aboriginal Health</b>	<b>3,444</b>	<b>3,444</b>	<b>6,864</b>
	<b><i>Environmental Health</i></b>			
	<b>Operating Expenditure</b>			
705280	Foreshore Rehabilitation	40,000	0	45,000
	<b>Total Operating Expenditure</b>	<b>40,000</b>	<b>0</b>	<b>45,000</b>
	<b>Operating Revenue</b>			
705330	Contributions - Foreshore Rehabilitation	(20,000)	(20,000)	0
	<b>Total Operating Revenue</b>	<b>(20,000)</b>	<b>(20,000)</b>	<b>0</b>
	<b>Total Environmental Health</b>	<b>20,000</b>	<b>(20,000)</b>	<b>45,000</b>

**TOWN OF PORT HEDLAND**  
**BUDGET**  
**FOR THE YEAR ENDED 30 JUNE 2012**

**Education and Welfare**

Account Number	Account Description	2010/11		2011/12
		Original Budget	Forecast Actual	Budget
	<b>Summary</b>			
	<b>Operating Expenditure</b>			
	Len Taplin Day Care	5,490	15,185	16,220
	Rose Nowers Day Care	2,850	4,287	4,710
	Pilbara Family Day Care	297,922	206,322	343
	Retirement Village	43,494	46,566	45,934
	Mirtanya Maya Hostel	0	5,000	6,077
	Aged Care	87,848	93,875	106,301
	Other Welfare	121,924	125,810	6,620
	Community Services and Development	344,901	419,369	3,832,181
	GP Housing	0	0	280,307
	<b>Total Operating Expenditure</b>	<b>904,428</b>	<b>916,413</b>	<b>4,298,694</b>
	<b>Operating Revenue</b>			
	Len Taplin Day Care	0	(2,000)	(2,000)
	Pilbara Family Day Care	(288,965)	(277,965)	0
	Mirtanya Maya Hostel	0	(5,000)	(5,500)
	Aged Care	(50,759)	(44,425)	(36,375)
	Other Welfare	(172,000)	(142,000)	0
	Community Services and Development	(25,000)	0	0
	GP Housing	0	0	(3,850,000)
	<b>Total Operating Revenue</b>	<b>(536,724)</b>	<b>(471,390)</b>	<b>(3,893,875)</b>
	<b>Non Operating Expenditure</b>			
	Len Taplin Day Care	10,000	25,395	40,000
	Pilbara Family Day care	0	0	0
	Aged Care	30,194	30,194	32,144
	Other Welfare	0	0	0
	Community Services and Development	0	0	0
	GP Housing	0	0	9,113,592
	<b>Total Non Operating Expenditure</b>	<b>40,194</b>	<b>55,589</b>	<b>9,185,736</b>

**TOWN OF PORT HEDLAND**  
**BUDGET**  
**FOR THE YEAR ENDED 30 JUNE 2012**

**Education and Welfare**

Account Number	Account Description	2010/11		2011/12
		Original Budget	Forecast Actual	Budget
	<b>Non Operating Revenue</b>			
	Community Services and Development	0	0	(2,750,000)
	GP Housing	0	0	(5,343,200)
	<b>Total Non Operating Revenue</b>	<b>0</b>	<b>0</b>	<b>(8,093,200)</b>
	<b>Total Education &amp; Welfare</b>	<b>407,898</b>	<b>500,613</b>	<b>1,497,355</b>
	<b><i>Len Taplin Day Care</i></b>			
	<b>Operating Expenditure</b>			
803231	Building Insurance	3,490	5,785	6,220
803232	Building Maintenance	2,000	7,400	8,000
803234	Water Corporation Charges	0	2,000	2,000
	<b>Total Operating Expenditure</b>	<b>5,490</b>	<b>15,185</b>	<b>16,220</b>
	<b>Operating Revenue</b>			
803331	Len Taplin Reimbursement	0	(2,000)	(2,000)
	<b>Total Operating Revenue</b>	<b>0</b>	<b>(2,000)</b>	<b>(2,000)</b>
	<b>Non Operating Expenditure</b>			
803401	Len Taplin Day Care Upgrades	10,000	25,395	40,000
	<b>Total Non Operating Expenditure</b>	<b>10,000</b>	<b>25,395</b>	<b>40,000</b>
	<b>Total Len Taplin Day Care</b>	<b>15,490</b>	<b>38,580</b>	<b>54,220</b>
	<b>Rose Nowers Day Care</b>			
	<b>Operating Expenditure</b>			
804231	Building Insurance	2,350	3,787	4,210
804234	Building Maintenance	500	500	500
804290	Depreciation On Assets	0	0	0
	<b>Total Operating Expenditure</b>	<b>2,850</b>	<b>4,287</b>	<b>4,710</b>
	<b>Total Rose Nowers Day Care</b>	<b>2,850</b>	<b>4,287</b>	<b>4,710</b>



**TOWN OF PORT HEDLAND**  
**BUDGET**  
**FOR THE YEAR ENDED 30 JUNE 2012**

**Education and Welfare**

Account Number	Account Description	2010/11		2011/12
		Original Budget	Forecast Actual	Budget
	<b><i>Pilbara Family Day Care</i></b>			
	<b>Operating Expenditure</b>			
805201	Salaries	78,155	39,000	0
805211	Superannuation Levy	7,034	3,510	0
805212	Contributory Superannuation	3,878	2,378	0
805215	Fringe Benefits Tax	520	520	0
805216	Workers Compensation Insurance	1,154	3,050	0
805220	Staff Training	0	0	0
805241	Postage & Stationery	1,500	614	0
805243	Telstra Charges	3,000	1,020	0
805249	Advertising	0	0	0
805250	Harmony Software	650	650	0
805255	Childcare Assistance	41,000	41,000	0
805256	In Home Care - Benefit Payment	71,000	71,000	0
805259	Child Care Review	27,000	1,656	0
805270	VEL014 - PFDC Vehicle Operation	13,400	(0)	0
805281	Accommodation	6,200	5,721	0
805283	Subscriptions	0	538	0
805284	Playgroup Expenses	0	0	0
805242	Office Expenses	6,000	450	0
805290	Depreciation on Assets	265	265	297
805299	Admin Costs Distributed	37,167	34,951	46
	<b>Total Operating Expenditure</b>	<b>297,922</b>	<b>206,322</b>	<b>343</b>
	<b>Operating Revenue</b>			
805341	Rural Travel Assistance	(16,000)	(6,000)	0
805342	Childcare Assistance	0	0	0
805344	Childcare Benefit	(41,000)	(41,000)	0
805350	Other Sundry Income	(1,000)	0	0
805351	Scheme Levy	(27,892)	(27,892)	0
805352	In Home Care Scheme Levy	(9,145)	(9,145)	0
805356	In Home Care Benefit	(71,000)	(71,000)	0
805392	Operating Grant	(40,976)	(40,976)	0
805393	Special Service Grant IHC	(81,952)	(81,952)	0
	<b>Total Operating Revenue</b>	<b>(288,965)</b>	<b>(277,965)</b>	<b>0</b>

**TOWN OF PORT HEDLAND**  
**BUDGET**  
**FOR THE YEAR ENDED 30 JUNE 2012**

**Education and Welfare**

Account Number	Account Description	2010/11		2011/12
		Original Budget	Forecast Actual	Budget
	<b>Non Operating Expenditure</b>			
805425	Minor Equipment	0	0	0
	<b>Total Non Operating Expenditure</b>	<b>0</b>	<b>0</b>	<b>0</b>
	<b>Total Pilbara Family Day Care</b>	<b>8,957</b>	<b>(71,643)</b>	<b>343</b>
	<i>Retirement Village</i>			
	<b>Operating Expenditure</b>			
807231	Building Insurance	2,960	6,032	5,170
807290	Depreciation On Assets	40,534	40,534	40,764
	<b>Total Operating Expenditure</b>	<b>43,494</b>	<b>46,566</b>	<b>45,934</b>
	<b>Total Retirement Village</b>	<b>43,494</b>	<b>46,566</b>	<b>45,934</b>
	<i>Mirtanya Maya Hostel</i>			
	<b>Operating Expenditure</b>			
808231	Building - Insurance	0	0	0
808234	Building/Garden Maintenance	0	0	0
808237	Water Corporation Charges	0	5,000	5,500
808290	Depreciation On Assets	0	0	577
	<b>Total Operating Expenditure</b>	<b>0</b>	<b>5,000</b>	<b>6,077</b>
	<b>Operating Revenue</b>			
808333	Mirtanya Maya Reimbursements	0	(5,000)	(5,500)
	<b>Total Operating Revenue</b>	<b>0</b>	<b>(5,000)</b>	<b>(5,500)</b>
	<b>Total Mirtanya Maya Hostel</b>	<b>0</b>	<b>0</b>	<b>577</b>
	<i>Aged Care</i>			
	<b>Operating Expenditure</b>			
809201	Salaries	0	0	0
809231	Building Insurance	8,240	13,495	14,690
809236	Water Corp & ESL Charges	13,880	13,880	28,375
809270	VEH015 - HACC Bus Operation	0	0	0
809271	VEL016 - HACC Vehicle Operation	0	0	0
809276	VEL017 - HACC Maint. Vehicle Operations	0	0	0
809281	Telephone	0	520	3,000
809282	HACC Building/Garden Maintenance	5,000	5,000	5,000
809284	Common Health Games	0	0	0
809285	Consumable Items	0	0	0
809287	Consumable Items - Day Care	0	252	0

**TOWN OF PORT HEDLAND**  
**BUDGET**  
**FOR THE YEAR ENDED 30 JUNE 2012**

**Education and Welfare**

Account Number	Account Description	2010/11		2011/12
		Original Budget	Forecast Actual	Budget
809290	Depreciation On Assets	38,708	38,708	35,167
809297	Loans Interest Repayments	22,020	22,020	20,069
809299	Admin Costs Distributed	0	0	0
	<b>Total Operating Expenditure</b>	<b>87,848</b>	<b>93,875</b>	<b>106,301</b>
	<b>Operating Revenue</b>			
809324	Clients Contributions	0	0	0
809331	Non Hacc Reimbursements	0	6,334	0
809332	HACC Lease	(50,759)	(50,759)	(36,375)
	<b>Total Operating Revenue</b>	<b>(50,759)</b>	<b>(44,425)</b>	<b>(36,375)</b>
	<b>Non Operating Expenditure</b>			
809498	Loan Principal Repayment	30,194	30,194	32,144
	<b>Total Non Operating Expenditure</b>	<b>30,194</b>	<b>30,194</b>	<b>32,144</b>
	<b>Total Aged Care</b>	<b>67,283</b>	<b>79,644</b>	<b>102,070</b>
	<i>Other Welfare</i>			
	<b>Operating Expenditure</b>			
810201	Salaries	0	0	0
810231	Youth Involv Cncl - Insurance	3,700	5,810	6,620
810233	Rental Assistance Hedland Playgroup Assoc	18,224	20,000	0
810280	RSL Contribution	100,000	100,000	0
	<b>Total Operating Expenditure</b>	<b>121,924</b>	<b>125,810</b>	<b>6,620</b>
	<b>Operating Revenue</b>			
810342	Grant - OCP 'Robin Hood'	(42,000)	(42,000)	0
810343	Reimbursements / Sponsorships	(30,000)	0	0
810344	Contribution - PDC	(100,000)	(100,000)	0
	<b>Total Operating Revenue</b>	<b>(172,000)</b>	<b>(142,000)</b>	<b>0</b>
	<b>Total Other Welfare</b>	<b>(50,076)</b>	<b>(16,190)</b>	<b>6,620</b>

**TOWN OF PORT HEDLAND**  
**BUDGET**  
**FOR THE YEAR ENDED 30 JUNE 2012**

**Education and Welfare**

Account Number	Account Description	2010/11		2011/12
		Original Budget	Forecast Actual	Budget
	<b>Community Services &amp; Development</b>			
	<b>Operating Expenditure</b>			
813201	Salaries	202,792	202,792	305,493
813211	Superannuation Guarantee Levy	18,251	18,251	27,494
813212	Superannuation Council Contribution	0	141	0
813215	Fringe Benefits Tax	1,300	1,300	2,739
813216	Workers Compensation Insurance	1,920	2,536	2,372
813220	Staff Training	0	0	0
813271	Public Art	2,500	(0)	0
813272	Indigenous Community Services	25,000	(0)	0
813273	Contribution to Small Business Centre	50,000	50,000	50,000
813274	Contributions to Community Groups	0	92,100	94,100
813275	Caravan Park & Backpackers Site Feasibility	0	0	500,000
813276	Golf & Turf Club Redevelopment & Co-Local	0	0	150,000
813277	South Hedland Strategy Execution	0	0	1,600,000
813278	Partnership Promotional Campaign	0	0	500,000
813279	Community Garden	0	0	15,000
813280	Men's Shed	0	0	15,000
813281	Golf & Turf Club Redevelopment & Co-Local	0	0	50,000
813290	Depreciation on Assets	110	110	1,943
813299	Admin Costs Distributed	43,027	52,138	518,039
	<b>Total Operating Expenditure</b>	<b>344,901</b>	<b>419,369</b>	<b>3,832,181</b>
	<b>Operating Revenue</b>			
813340	Grant - CLGF	(25,000)	0	0
	<b>Total Operating Revenue</b>	<b>(25,000)</b>	<b>0</b>	<b>0</b>

**TOWN OF PORT HEDLAND**  
**BUDGET**  
**FOR THE YEAR ENDED 30 JUNE 2012**

**Education and Welfare**

Account Number	Account Description	2010/11		2011/12
		Original Budget	Forecast Actual	Budget
	<b>Non Operating Expenditure</b>			
813421	Community Notice Boards	0	0	0
813422	Information Bays	0	0	0
	<b>Total Non Operating Expenditure</b>	<b>0</b>	<b>0</b>	<b>0</b>
	<b>Non Operating Revenue</b>			
813399	T/F from BHP Reserve	0	0	(2,750,000)
	<b>Total Non Operating Revenue</b>	<b>0</b>	<b>0</b>	<b>(2,750,000)</b>
	<b>Total Community Services &amp; Development</b>	<b>319,901</b>	<b>419,369</b>	<b>1,082,181</b>
	<i><b>GP Housing</b></i>			
	<b>Operating Expenditure</b>			
816231	Building Insurance	0	0	0
816234	Building Maintenance	0	0	0
816280	Management Fees	0	0	2,000
816281	Rental Expenses	0	0	91,200
816282	Contributions Paid	0	0	100,000
816290	Depreciation on Assets	0	0	0
816297	Loan Interest Payments	0	0	49,215
816299	Admin Costs Distributed	0	0	37,892
	<b>Total Operating Expenditure</b>	<b>0</b>	<b>0</b>	<b>280,307</b>
	<b>Operating Revenue</b>			
816380	Contributions Received - FMG	0	0	(100,000)
816381	Contributions Received - BHP	0	0	(2,250,000)
816382	Contributions Received - RDL	0	0	(1,500,000)
816383	Rental Income	0	0	0
	<b>Total Operating Revenue</b>	<b>0</b>	<b>0</b>	<b>(3,850,000)</b>

**TOWN OF PORT HEDLAND**  
**BUDGET**  
**FOR THE YEAR ENDED 30 JUNE 2012**

**Education and Welfare**

Account Number	Account Description	2010/11		2011/12
		Original Budget	Forecast Actual	Budget
	<b>Non Operating Expenditure</b>			
816401	Housing Construction	0	0	1,500,000
816402	Housing Construction - RDL	0	0	1,500,000
816403	Housing Construction - BHP	0	0	2,250,000
816404	Housing Refurbishments	0	0	0
816498	Loan Principal Repayments	0	0	18,792
816499	T/F to Reserve	0	0	3,844,800
	<b>Total Non Operating Expenditure</b>	<b>0</b>	<b>0</b>	<b>9,113,592</b>
	<b>Non Operating Revenue</b>			
816398	T/F from Loan Funds	0	0	(1,500,000)
816399	T/F from Reserve	0	0	(3,843,200)
	<b>Total Non Operating Revenue</b>	<b>0</b>	<b>0</b>	<b>(5,343,200)</b>
	<b>Total GP Housing</b>	<b>0</b>	<b>0</b>	<b>200,699</b>

**TOWN OF PORT HEDLAND**  
**BUDGET**  
**FOR THE YEAR ENDED 30 JUNE 2012**

**Housing**

Account Number	Account Description	2010/11		2011/12
		Original Budget	Forecast Actual	Budget
	<b>Summary</b>			
	<b>Operating Expenditure</b>			
	Staff Housing	873,845	960,442	900,554
	<b>Total Operating Expenditure</b>	<b>873,845</b>	<b>960,442</b>	<b>900,554</b>
	<b>Operating Revenue</b>			
	Staff Housing	(3,272,536)	(272,536)	(245,916)
	<b>Total Operating Revenue</b>	<b>(3,272,536)</b>	<b>(272,536)</b>	<b>(245,916)</b>
	<b>Non Operating Expenditure</b>			
	Staff Housing	7,618,214	1,883,214	1,723,508
	<b>Total Non Operating Expenditure</b>	<b>7,618,214</b>	<b>1,883,214</b>	<b>1,723,508</b>
	<b>Non Operating Revenue</b>			
	Staff Housing	(4,095,000)	(1,300,000)	(1,095,000)
	<b>Total Non Operating Revenue</b>	<b>(4,095,000)</b>	<b>(1,300,000)</b>	<b>(1,095,000)</b>
	<b>Total Housing</b>	<b>1,124,523</b>	<b>1,271,120</b>	<b>1,283,146</b>
	<b>Staff Housing</b>			
	<b>Operating Expenditure</b>			
901234	Unspecified Maintenance	40,000	19,500	40,000
901241	1/52 Morgan Street	6,500	5,200	2,000
901242	2/52 Morgan Street	6,500	7,500	2,000
901243	3/52 Morgan Street	6,500	4,000	2,000
901244	4/52 Morgan Street	6,500	4,500	2,000
901245	5/52 Morgan Street	6,500	5,200	2,000
901246	6/52 Morgan Street	6,500	4,200	2,000
901247	7/52 Morgan Street	6,500	4,500	2,000
901248	8/52 Morgan Street	6,500	4,500	2,000
901249	GP Housing Building Maintenance	9,000	0	0
901251	Admin Costs Distributed	109,014	120,851	121,738
901252	GP Housing Management Fees	1,040	17,000	0
901256	115 Athol Street - Sch 11	4,500	4,500	4,500
901259	1 Craig Street - Sch 4	4,500	5,200	4,500
901260	18 Counihan Crescent - Sch 4	4,500	7,500	4,500
901263	1 Frisby Court - Sch 11	4,500	64,000	4,500
901264	14 Goode Street - Sch 7	4,500	5,500	4,500

**TOWN OF PORT HEDLAND**  
**BUDGET**  
**FOR THE YEAR ENDED 30 JUNE 2012**

**Housing**

Account Number	Account Description	2010/11		2011/12
		Original Budget	Forecast Actual	Budget
901265	29B Gratwick Street - Sch 14	4,500	6,000	4,500
901266	29A Gratwick Street - Sch 4	4,500	3,700	4,500
901267	4 Janice Way - Sch 4	4,500	2,900	4,500
901268	12 Janice Way - Sch 10	4,500	4,200	4,500
901269	1 Leake Street - Sch 11	4,500	5,300	4,500
901275	18 Logue Court - Sch 5	4,500	2,800	4,500
901277	57A Lukis Street - Sch 13	4,500	12,500	4,500
901278	57B Lukis Street - Sch 10	4,500	2,700	4,500
901279	11A McGregor Street - Sch 5	4,500	4,600	4,500
901280	11B McGregor Street - Sch 9	4,500	5,800	4,500
901281	3 Mitchie Crescent - Sch 3	4,500	5,100	4,500
901283	32 Mosely Street - Sch 14	4,500	6,300	4,500
901284	26 Robinson Street - Sch 4	4,500	8,700	4,500
901285	82 Sutherland Street - Sch 4	4,500	8,500	4,500
901286	85 Sutherland Street - Sch 4	4,500	19,500	4,500
901287	96 Sutherland Street - Sch 14	4,500	7,300	4,500
901288	8A Ashburton Court - Sch 4	4,500	6,000	4,500
901289	8B Ashburton Court - Sch 11	4,500	2,000	4,500
901290	Depreciation on Assets	164,296	164,296	293,563
901292	1/13 Wangara Crescent - Sch 7	4,500	2,000	4,500
901293	2/13 Wangara Crescent - Sch 8	4,500	3,000	4,500
901294	3/13 Wangara Crescent - Sch 11	4,500	2,500	4,500
901295	4B Kabbarli Loop - Sch 4	4,500	10,100	4,500
901296	14 Koolama Crescent - Sch 5	4,500	8,500	4,500
901297	Loan Interest Payments	372,494	372,494	303,253
	<b>Total Operating Expenditure</b>	<b>873,845</b>	<b>960,442</b>	<b>900,554</b>
	<b>Operating Revenue</b>			
901324	Housing Rent	(270,036)	(270,036)	(244,560)
901340	Contributions - Water	(1,000)	(1,000)	(856)
901341	Contributions - Electricity	(1,500)	(1,500)	(500)
901344	Contribution - BHP	(1,500,000)	0	0
901345	Contribution - State	(1,500,000)	0	0
	<b>Total Operating Revenue</b>	<b>(3,272,536)</b>	<b>(272,536)</b>	<b>(245,916)</b>



**TOWN OF PORT HEDLAND**  
**BUDGET**  
**FOR THE YEAR ENDED 30 JUNE 2012**

**Housing**

Account Number	Account Description	2010/11		2011/12
		Original Budget	Forecast Actual	Budget
	<b>Non Operating Expenditure</b>			
901422	Catamore Cres Development	1,095,000	0	1,095,000
901423	Morgan St Development	0	0	0
901424	Airport Housing Development	1,470,000	1,270,000	0
901415	Staff Housing Refurbishments	270,500	330,500	347,500
901425	GP Housing Project	4,500,000	0	0
901498	Loans 74,76,96,106,107 Principal	282,714	282,714	281,008
	<b>Total Non Operating Expenditure</b>	<b>7,618,214</b>	<b>1,883,214</b>	<b>1,723,508</b>
	<b>Non Operating Revenue</b>			
901396	Loan Funds	(4,095,000)	(1,300,000)	(1,095,000)
	<b>Total Non Operating Revenue</b>	<b>(4,095,000)</b>	<b>(1,300,000)</b>	<b>(1,095,000)</b>
	<b>Total Staff Housing</b>	<b>1,124,523</b>	<b>1,271,120</b>	<b>1,283,146</b>

**TOWN OF PORT HEDLAND**  
**BUDGET**  
**FOR THE YEAR ENDED 30 JUNE 2012**

**Community Amenities**

Account Number	Account Description	2010/11		2011/12
		Original Budget	Forecast Actual	Budget
	<b>Summary</b>			
	<b>Operating Expenditure</b>			
	Waste Management Business Unit	973,437	743,687	1,015,628
	Waste Collection Classic	453,100	371,405	513,558
	Waste Collection Premium	336,919	362,250	427,936
	Landfill Business Unit	1,836,378	2,106,929	1,642,078
	Sanitation Other	541,561	774,092	797,850
	Town Planning & Regional Development	1,002,450	1,360,783	3,179,801
	Other Community Amenities	40,607	40,607	55,402
	Port Hedland Cemetery	0	6,500	0
	South Hedland Cemetery	39,246	33,359	39,719
	Public Conveniences	103,489	164,173	157,147
	<b>Total Operating Expenditure</b>	<b>5,327,186</b>	<b>5,963,784</b>	<b>7,829,120</b>
	<b>Operating Revenue</b>			
	Waste Management Business Unit	(30,000)	(30,000)	0
	Waste Collection Classic	(1,150,000)	(1,250,000)	(1,235,715)
	Waste Collection Premium	(334,000)	(340,503)	(334,000)
	Landfill Business Unit	(3,655,500)	(4,224,910)	(4,144,544)
	Town Planning & Regional Development	(630,220)	(1,638,620)	(2,514,120)
	Other Community Amenities	(21,000)	(21,000)	(21,000)
	South Hedland Cemetery	(15,050)	(14,700)	(15,050)
	<b>Total Operating Revenue</b>	<b>(5,835,770)</b>	<b>(7,519,733)</b>	<b>(8,264,429)</b>
	<b>Non Operating Expenditure</b>			
	Waste Management Business Unit	218,000	180,224	19,500
	Waste Collection Classic	32,850	112,937	246,650
	Landfill Business Unit	2,369,122	2,355,713	3,421,303
	Town Planning & Regional Development	0	104,575	500,000
	Other Community Amenities	200,033	200,033	0
	Port Hedland Cemetery	1,005,000	175,000	3,285,000
	South Hedland Cemetery	23,292	30,000	0
	Public Conveniences	50,500	134,143	0
	<b>Total Non Operating Expenditure</b>	<b>3,898,797</b>	<b>3,292,625</b>	<b>7,472,453</b>
	<b>Non Operating Revenue</b>			
	Waste Management Business Unit	0	0	0
	Waste Collection Classic	(500,306)	(150,000)	(653,580)
	Landfill Business Unit	(550,000)	(237,732)	(918,866)

**TOWN OF PORT HEDLAND**  
**BUDGET**  
**FOR THE YEAR ENDED 30 JUNE 2012**

**Community Amenities**

Account Number	Account Description	2010/11		2011/12
		Original Budget	Forecast Actual	Budget
	Sanitation	(541,561)	(774,092)	(797,865)
	Town Planning & Regional Development	(100,000)	0	0
	Port Hedland Cemetery	(1,000,000)	(120,000)	(1,780,000)
	Public Conveniences	0	0	0
	<b>Total Non Operating Revenue</b>	<b>(2,691,867)</b>	<b>(1,281,824)</b>	<b>(4,150,311)</b>
	<b>Total Community Amenities</b>	<b>698,346</b>	<b>454,852</b>	<b>2,886,832</b>
	<b><i>Waste Management Business Unit</i></b>			
	<b>Operating Expenditure</b>			
1011201	Waste Management & Recycling	60,000	60,000	30,000
1204280	Pre Cyclone Clean Up	100,000	84,000	100,000
1204284	Cyclone Response	25,000	110,000	25,000
1206261	Miscellaneous Cleanups	0	0	0
1206281	Street Cleaning	288,750	130,000	303,188
1206289	Footpath Sweeping	170,000	30,000	170,000
1001290	Depreciation On Assets	329,687	329,687	387,440
	<b>Total Operating Expenditure</b>	<b>973,437</b>	<b>743,687</b>	<b>1,015,628</b>
	<b>Operating Revenue</b>			
1011391	Country Local Govt Fund-RFR	0	0	0
1011392	Waste Management Contributions	(30,000)	(30,000)	0
	<b>Total Operating Revenue</b>	<b>(30,000)</b>	<b>(30,000)</b>	<b>0</b>
	<b>Non Operating Expenditure</b>			
1011410	Waste Water Reuse Scheme	200,000	150,000	0
1011498	Loan Principal - Waste Water Reuse	0	0	0
1011499	T/F to Waste Mgmt & Recycling Reserve	18,000	30,224	19,500
	<b>Total Non Operating Expenditure</b>	<b>218,000</b>	<b>180,224</b>	<b>19,500</b>
	<b>Non Operating Revenue</b>			
1011396	T/F From Loan - Waste Water Reuse	0	0	0
	<b>Total Non Operating Revenue</b>	<b>0</b>	<b>0</b>	<b>0</b>
	<b>Total Waste Management Business Unit</b>	<b>1,161,437</b>	<b>893,911</b>	<b>1,035,128</b>

**TOWN OF PORT HEDLAND**  
**BUDGET**  
**FOR THE YEAR ENDED 30 JUNE 2012**

Community Amenities

Account Number	Account Description	2010/11		2011/12
		Original Budget	Forecast Actual	Budget
	<b><i>Waste Collection Classic</i></b>			
	<b>Operating Expenditure</b>			
1002201	Wages-Classic Collection	78,750	110,000	115,500
1002211	Classic-Superannuation Levy	7,087	7,087	10,395
1002212	Classic-Contributory Superannuation	3,000	3,250	3,500
1002213	Protective Clothing/Uniform	500	500	500
1002219	Insurance-Work.Comp/Inc.Prot.	550	1,125	470
1002221	Supervision - Engineering	10,370	10,370	10,370
1002270	VEH022 - Spare Truck	0	5,000	0
1002271	VEH008 - Garbage Truck	200,000	100,000	200,000
1002276	Classic Mobile Bin Repairs/Delivery	40,000	25,000	40,000
1002279	Replacement Mobile Garbage Bins	43,000	53,530	43,000
1002299	Admin Costs Distributed	69,843	55,543	89,823
	<b>Total Operating Expenditure</b>	<b>453,100</b>	<b>371,405</b>	<b>513,558</b>
	<b>Operating Revenue</b>			
1002323	Classic Collection Fee/Rate	(1,150,000)	(1,250,000)	(1,235,715)
	<b>Total Operating Revenue</b>	<b>(1,150,000)</b>	<b>(1,250,000)</b>	<b>(1,235,715)</b>
	<b>Non Operating Expenditure</b>			
1002430	Rubbish Collection Truck	0	0	210,000
1002499	T/F To Waste Collection Res	32,850	112,937	36,650
	<b>Total Non Operating Expenditure</b>	<b>32,850</b>	<b>112,937</b>	<b>246,650</b>
	<b>Non Operating Revenue</b>			
1002388	T/F From Waste Collection Res	(500,306)	(150,000)	(653,580)
	<b>Total Non Operating Revenue</b>	<b>(500,306)</b>	<b>(150,000)</b>	<b>(653,580)</b>
	<b>Total Waste Collection Classic</b>	<b>(1,164,356)</b>	<b>(915,658)</b>	<b>(1,129,087)</b>
	<b><i>Waste Collection Premium</i></b>			
	<b>Operating Expenditure</b>			
1003201	Wages-Premium-Collection	150,850	205,000	215,250
1003211	Premium-Superannuation Levy	13,576	13,576	19,373
1003212	Premium-Contributory Superannuation	5,500	5,500	5,500
1003213	Protective Clothing/Uniform	1,000	1,000	1,000
1003219	Insurance-Work.Comp/Inc.Prot.	1,150	2,336	1,990
1003223	Supervision - Engineering	45,000	45,000	45,000

**TOWN OF PORT HEDLAND**  
**BUDGET**  
**FOR THE YEAR ENDED 30 JUNE 2012**

**Community Amenities**

Account Number	Account Description	2010/11		2011/12
		Original Budget	Forecast Actual	Budget
1003270	VEH013 - Iveco Garbage truck	50,000	50,000	50,000
1003299	Admin Costs Distributed	69,843	39,838	89,823
	<b>Total Operating Expenditure</b>	<b>336,919</b>	<b>362,250</b>	<b>427,936</b>
	<b>Operating Revenue</b>			
1003323	Premium Collection Fees	(323,000)	(325,503)	(323,000)
1003324	Charges-Replacement Bins	(11,000)	(15,000)	(11,000)
	<b>Total Operating Revenue</b>	<b>(334,000)</b>	<b>(340,503)</b>	<b>(334,000)</b>
	<b>Total Waste Collection Premium</b>	<b>2,919</b>	<b>21,747</b>	<b>93,936</b>
	<i><b>Landfill Business Unit</b></i>			
	<b>Operating Expenditure</b>			
1004201	Salaries	484,266	484,266	540,573
1004211	Business Unit-Super Guar Levy	43,584	43,584	48,652
1004212	Business Unit-Contrib Super	3,330	6,930	3,629
1004213	Protective Clothing/Uniform	6,000	6,000	6,000
1004215	Fringe Benefits Tax	3,641	3,641	5,479
1004216	Workers Compensation Insurance	8,081	10,675	9,985
1004220	Staff Training	0	0	0
1004225	Building Maintenance	5,000	12,539	5,000
1004226	Supervision & Tech Services	82,960	82,960	82,960
1004234	Washdown Bay Maintenance	5,000	9,000	5,000
1004235	Road, Ground, Litter Maintenance	15,000	100,000	30,000
1004236	Utility Charges	9,945	9,945	9,945
1004241	Office Expenses	9,000	40,000	9,000
1004245	Compaction Tests	3,000	3,000	3,000
1004268	Excavator	100,000	100,000	100,000
1004269	PRC Waste Management Coordinator	25,000	25,000	0
1004270	Mulcher Maintenance/Operations	200,000	100,000	200,000
1004272	VEL021 - Landfill Off.Vehicle Operation	15,000	45,000	15,000
1004274	VEH041 - Bomag Compactor	150,000	180,000	150,000
1004277	External Plant Hire	75,000	300,000	75,000
1004278	Fire Suppression Expenses	0	2,000	0
1004280	Monitoring & Licencing	20,000	20,000	20,000
1004281	Management & Business Plans	0	0	0
1004282	Weighbridge Op/Maint Costs	2,500	3,509	2,500
1004285	VEL013 - Waste Coordinator Vehicle	18,678	18,678	18,678
1004286	Development of Landfill Master Plan	200,000	100,000	0
1004287	Housing - Tip Supervisor	62,400	66,177	76,000
1004291	Loss on Sale of Asset	59,900	59,900	3,700

**TOWN OF PORT HEDLAND**  
**BUDGET**  
**FOR THE YEAR ENDED 30 JUNE 2012**

**Community Amenities**

Account Number	Account Description	2010/11		2011/12
		Original Budget	Forecast Actual	Budget
1004295	Debtors Written Off	0	1,113	0
1004299	Admin Costs Distributed	229,093	273,012	221,978
	<b>Total Operating Expenditure</b>	<b>1,836,378</b>	<b>2,106,929</b>	<b>1,642,078</b>
	<b>Operating Revenue</b>			
1004324	Tyres	(200,000)	(220,000)	(200,000)
1004326	Washdown	(5,500)	(5,500)	(5,500)
1004328	General Tipping Fees	(1,360,000)	(1,500,000)	(1,527,257)
1004329	Hazardous Waste-Asbestos	(1,000,000)	(1,164,410)	(1,000,000)
1004330	Landfill Recycling Charges	(50,000)	(35,000)	(50,000)
1004331	Liquid Waste	(1,040,000)	(1,300,000)	(1,361,787)
	<b>Total Operating Revenue</b>	<b>(3,655,500)</b>	<b>(4,224,910)</b>	<b>(4,144,544)</b>
	<b>Non Operating Expenditure</b>			
1004441	Plant & Equipment	430,000	106	800,000
1004410	Tip Infrastructure	0	0	0
1004421	Master Plan - Stage 1	120,000	1,134	118,866
1004499	T/F To Landfill Site Dev Reserve	1,819,122	2,354,473	2,502,437
	<b>Total Non Operating Expenditure</b>	<b>2,369,122</b>	<b>2,355,713</b>	<b>3,421,303</b>
	<b>Non Operating Revenue</b>			
1004397	Trade In Value	(50,000)	0	(17,500)
1004388	T/F from Landfill Site Reserve	(500,000)	(237,732)	(901,366)
	<b>Total Non Operating Revenue</b>	<b>(550,000)</b>	<b>(237,732)</b>	<b>(918,866)</b>
	<b>Total Landfill Business Unit</b>	<b>0</b>	<b>1</b>	<b>(29)</b>
	<b>Sanitation Other</b>			
	<b>Operating Expenditure</b>			
1005278	Litter Collection	474,000	674,000	689,996
1005299	Admin Costs Distributed	67,561	100,092	107,854
	<b>Total Operating Expenditure</b>	<b>541,561</b>	<b>774,092</b>	<b>797,850</b>
	<b>Non Operating Revenue</b>			
1005880	T/F from Landfill Site Reserve	(541,561)	(774,092)	(797,865)
	<b>Total Non Operating Revenue</b>	<b>(541,561)</b>	<b>(774,092)</b>	<b>(797,865)</b>
	<b>Total Sanitation Other</b>	<b>0</b>	<b>0</b>	<b>(15)</b>

**TOWN OF PORT HEDLAND**  
**BUDGET**  
**FOR THE YEAR ENDED 30 JUNE 2012**

**Community Amenities**

Account Number	Account Description	2010/11		2011/12
		Original Budget	Forecast Actual	Budget
	<b><i>Town Planning &amp; Regional Development</i></b>			
	<b>Operating Expenditure</b>			
1006201	Salaries	454,826	520,201	712,402
1006211	Superannuation Guarantee Levy	40,934	47,718	64,116
1006212	Superannuation	0	3,000	3,983
1006215	Fringe Benefits Tax	2,943	2,943	6,777
1006216	Workers Compensation Insurance	6,531	7,625	12,350
1006220	Staff Training	0	0	0
1006221	Staff Housing	0	0	117,000
1006241	Other Office Expenses	500	500	500
1006243	Telephone - Town Planning	1,750	1,750	7,000
1006242	Maps & Electronic Data	0	0	0
1006249	Advertising - Town Planning	5,700	30,000	25,000
1006252	Development Assessment Panel	0	0	20,000
1006256	Refund Of Planning Fees	3,700	23,700	10,000
1006261	Outsource Planning & Legal Expenses	0	150,000	150,000
1006262	Development Plans	50,000	35,405	0
1006263	Rock of Ages Master Plan	100,000	0	0
1006264	Developer Contributions Policy	0	0	200,000
1006270	VEL023 - MTP Vehicle Operation	4,500	3,500	3,500
1006271	Senior Planner - Vehicle Operation	4,500	3,500	7,000
1006272	Carparking Strategy	0	0	0
1006278	Municipal Inventory - Admin	0	0	0
1006282	Growth Plan	200,000	250,000	1,400,000
1006290	Depreciation on Assets	1,507	1,507	10,325
1006299	Admin Costs Distributed	125,058	279,433	429,849
	<b>Total Operating Expenditure</b>	<b>1,002,450</b>	<b>1,360,783</b>	<b>3,179,801</b>
	<b>Operating Revenue</b>			
1006322	Strata Applications	(20,000)	(4,000)	(2,000)
1006324	Home Occupation Permits	(1,600)	(1,000)	(1,000)
1006325	Advertising - Fees, Reimbursements etc.	(3,500)	(17,500)	(16,000)
1006326	Town Planning Fees	(500,000)	(780,000)	(1,000,000)
1006332	Private Vehicle Use Reimb.	(3,120)	(3,120)	(3,120)
1006339	Grant / Contribution	0	(700,000)	(950,000)
1006341	Carparking Planning fees	0	(100,000)	(500,000)
1006342	Outsource Planning, Legal and Fine Revenue	(100,000)	(33,000)	(42,000)
1006325	Advertising - Fees, Reimbursements etc.	(2,000)	(0)	0
	<b>Total Operating Revenue</b>	<b>(630,220)</b>	<b>(1,638,620)</b>	<b>(2,514,120)</b>

**TOWN OF PORT HEDLAND**  
**BUDGET**  
**FOR THE YEAR ENDED 30 JUNE 2012**

Community Amenities

Account Number	Account Description	2010/11		2011/12
		Original Budget	Forecast Actual	Budget
	<b>Non Operating Expenditure</b>			
1006404	T/F to Car Parking Reserve	0	104,575	500,000
	<b>Total Non Operating Expenditure</b>	<b>0</b>	<b>104,575</b>	<b>500,000</b>
	<b>Non Operating Revenue</b>			
1006388	T/F From Planning Projects Res	0	0	0
1006397	T/F from BHP Reserve	(100,000)	0	0
	<b>Total Non Operating Revenue</b>	<b>(100,000)</b>	<b>0</b>	<b>0</b>
	<b>Total Town Planning &amp; Regional Development</b>	<b>272,229</b>	<b>(173,263)</b>	<b>1,165,681</b>
	<i><b>Other Community Amenities</b></i>			
	<b>Operating Expenditure</b>			
1007290	Depreciation on Assets	29,803	29,803	55,402
1007297	Loan Interest Underground Power	10,804	10,804	0
	<b>Total Operating Expenditure</b>	<b>40,607</b>	<b>40,607</b>	<b>55,402</b>
	<b>Operating Revenue</b>			
1007309	Supp Bill Install & Penalty Interest	(21,000)	(21,000)	(21,000)
	<b>Total Operating Revenue</b>	<b>(21,000)</b>	<b>(21,000)</b>	<b>(21,000)</b>
	<b>Non Operating Expenditure</b>			
1007498	Loan Principal Underground Power	200,033	200,033	0
	<b>Total Non Operating Expenditure</b>	<b>200,033</b>	<b>200,033</b>	<b>0</b>
	<b>Total Other Community Amenities</b>	<b>219,640</b>	<b>219,640</b>	<b>34,402</b>
	<i><b>Port Hedland Cemetery</b></i>			
	<b>Operating Expenditure</b>			
1008280	Ground Maintenance-Ph Cemetery	0	6,500	0
	<b>Total Operating Expenditure</b>	<b>0</b>	<b>6,500</b>	<b>0</b>
	<b>Non Operating Expenditure</b>			
1009480	Pioneer Cemetery Upgrade	5,000	55,000	5,000
1009482	Cemetery Beach Park - BHP	1,000,000	120,000	1,380,000
1009483	Cemetery Beach Park	0	0	1,500,000
1009484	Pioneer Cemetery Upgrade - BHP	0	0	400,000
	<b>Total Non Operating Expenditure</b>	<b>1,005,000</b>	<b>175,000</b>	<b>3,285,000</b>



**TOWN OF PORT HEDLAND**  
**BUDGET**  
**FOR THE YEAR ENDED 30 JUNE 2012**

**Community Amenities**

Account Number	Account Description	2010/11		2011/12
		Original Budget	Forecast Actual	Budget
	<b>Non Operating Revenue</b>			
1009390	T/F from BHP Reserve	(1,000,000)	(120,000)	(1,780,000)
	<b>Total Non Operating Revenue</b>	<b>(1,000,000)</b>	<b>(120,000)</b>	<b>(1,780,000)</b>
	<b>Total Port Hedland Cemetery</b>	<b>5,000</b>	<b>61,500</b>	<b>1,505,000</b>
	<i>South Hedland Cemetery</i>			
	<b>Operating Expenditure</b>			
1009279	Grave Digging	14,000	14,000	14,000
1009280	Ground Maintenance - SH Cemetery	20,000	15,000	20,000
1009287	Memorial Plaque Install Expense	350	0	350
1009299	Admin Costs Distributed	4,896	4,359	5,369
	<b>Total Operating Expenditure</b>	<b>39,246</b>	<b>33,359</b>	<b>39,719</b>
	<b>Operating Revenue</b>			
1009324	Interment & Plots	(14,000)	(14,000)	(14,000)
1009327	Memorial Plaque Install Income	(350)	0	(350)
1009325	Funeral Director Licence	(700)	(700)	(700)
	<b>Total Operating Revenue</b>	<b>(15,050)</b>	<b>(14,700)</b>	<b>(15,050)</b>
	<b>Non Operating Expenditure</b>			
1009481	Main Cemetery Upgrade	23,292	30,000	0
	<b>Total Non Operating Expenditure</b>	<b>23,292</b>	<b>30,000</b>	<b>0</b>
	<b>Total South Hedland Cemetery</b>	<b>47,488</b>	<b>48,659</b>	<b>24,669</b>
	<i>Public Conveniences</i>			
	<b>Operating Expenditure</b>			
1010231	Building Insurance	3,210	4,905	5,760
1010232	Cleaning	67,210	97,839	92,280
1010233	Building Maintenance	12,822	27,822	30,000
1010236	Western Power Charges	2,761	2,761	2,899
1010237	Water Corporation Charges	4,575	4,575	4,964
1010297	Interest on Loan - Waste Water Treatment	0	0	0
1010299	Admin Costs Distributed	12,910	26,271	21,243
	<b>Total Operating Expenditure</b>	<b>103,489</b>	<b>164,173</b>	<b>157,147</b>

**TOWN OF PORT HEDLAND**  
**BUDGET**  
**FOR THE YEAR ENDED 30 JUNE 2012**

**Community Amenities**

Account Number	Account Description	2010/11		2011/12
		Original Budget	Forecast Actual	Budget
	<b>Non Operating Expenditure</b>			
1010310	Upgrade Ablution Block	50,500	27,893	0
1010311	Public Toilets	0	106,250	0
1010410	Public Toilets - RFR	0	0	0
	<b>Total Non Operating Expenditure</b>	<b>50,500</b>	<b>134,143</b>	<b>0</b>
	<b>Non Operating Revenue</b>			
1010397	T/F from Royalties for Regions Reserve	0	0	0
	<b>Total Non Operating Revenue</b>	<b>0</b>	<b>0</b>	<b>0</b>
	<b>Total Public Conveniences</b>	<b>153,989</b>	<b>298,316</b>	<b>157,147</b>

**TOWN OF PORT HEDLAND**  
**BUDGET**  
**FOR THE YEAR ENDED 30 JUNE 2012**

**Recreation & Culture**

Account Number	Account Description	2010/11		2011/12
		Original Budget	Forecast Actual	Budget
	<b>Summary</b>			
	<b>Operating Expenditure</b>			
	Community and Event Services	891,462	834,443	1,544,806
	Courthouse / Community Arts	389,737	405,081	420,224
	Port Hedland Civic Centre	288,471	359,690	513,546
	Youth Services	194,628	129,072	135,198
	JD Hardie Centre	714,453	641,170	1,499,448
	Swimming Areas/Beaches	2,529,877	2,337,213	1,779,304
	Recreation Administration	1,348,228	741,486	1,629,959
	Port Hedland Sportsgrounds - Recreation	108,042	110,639	195,786
	South Hedland Sportsgrounds - Recreation	340,586	458,098	1,146,378
	Port & South Sportsgrounds - P&G	6,373,057	5,575,452	3,141,424
	Port Hedland Library	172,498	182,626	231,119
	South Hedland Library	658,511	582,114	738,655
	Matt Dann Cultural Centre	610,005	588,498	1,094,113
	Television/Radio Broadcasting	7,424	7,424	1,000
	<b>Total Operating Expenditure</b>	<b>14,626,978</b>	<b>12,953,007</b>	<b>14,070,960</b>
	<b>Operating Revenue</b>			
	Community and Event Services	(266,570)	(209,050)	(335,950)
	Courthouse / Community Arts	0	(8,000)	(31,000)
	Port Hedland Civic Centre	(30,000)	(20,000)	(20,000)
	Youth Services	(50,700)	(13,545)	(36,002)
	JD Hardie Centre	(911,385)	(834,385)	(447,000)
	Swimming Areas/Beaches	(1,967,617)	(2,724,981)	(4,243,680)
	Recreation Administration	(3,190,840)	(681,840)	(2,588,620)
	Port Hedland Sportsgrounds - Recreation	(467,800)	(469,900)	(39,900)
	South Hedland Sportsgrounds - Recreation	(2,165,562)	(2,044,562)	(2,188,605)
	Port & South Sportsgrounds - P&G	(252,600)	(5,302,600)	(652,600)
	Port Hedland Library	(1,900)	(3,854)	(4,800)
	South Hedland Library	(38,260)	(708,382)	(44,660)
	Matt Dann Cultural Centre	(291,916)	(302,902)	(290,337)
	<b>Total Operating Revenue</b>	<b>(9,635,149)</b>	<b>(13,324,000)</b>	<b>(10,923,154)</b>
	<b>Non Operating Expenditure</b>			
	Community and Event Services	3,000	4,260	3,000
	Courthouse / Community Arts	169,000	10,000	184,000
	Port Hedland Civic Centre	55,000	231,608	60,000
	Youth Services	25,000	0	4,000
	JD Hardie Centre	2,878,869	10,540,093	316,119
	Swimming Areas/Beaches	3,309,465	1,854,229	9,965,765
	Recreation Administration	20,853,525	23,638,602	10,001,857

**TOWN OF PORT HEDLAND**  
**BUDGET**  
**FOR THE YEAR ENDED 30 JUNE 2012**

**Recreation & Culture**

Account Number	Account Description	2010/11		2011/12
		Original Budget	Forecast Actual	Budget
	Port Hedland Sportsgrounds - Recreation	1,756,123	1,713,215	450,200
	South Hedland Sportsgrounds - Recreation	661,201	44,788	3,630,030
	Port & South Sportsgrounds - P&G	5,971,827	8,815,809	6,096,495
	Port Hedland Library	0	0	5,200
	South Hedland Library	700,600	400,993	1,030,600
	Matt Dann Cultural Centre	90,000	7,727	8,000
	<b>Total Non Operating Expenditure</b>	<b>36,473,610</b>	<b>47,261,324</b>	<b>31,755,266</b>
	<b>Non Operating Revenue</b>			
	Community and Event Services	0	0	0
	JD Hardie Centre	(3,650,000)	(8,084,093)	(1,446,000)
	Swimming Areas/Beaches	(1,020,732)	(307,871)	(4,045,620)
	Recreation Administration	(19,735,000)	(20,864,246)	(9,519,000)
	Port Hedland Sportsgrounds - Recreation	(1,272,023)	(1,220,989)	(250,000)
	South Hedland Sportsgrounds - Recreation	(511,201)	(11,201)	(1,507,147)
	Port & South Sportsgrounds - P&G	(3,480,000)	(5,071,582)	(5,196,268)
	Port Hedland Library	0	0	0
	South Hedland Library	(400,000)	(400,000)	0
	<b>Total Non Operating Revenue</b>	<b>(30,068,956)</b>	<b>(35,959,982)</b>	<b>(21,964,035)</b>
	<b>Total Recreation &amp; Culture</b>	<b>11,396,484</b>	<b>10,930,350</b>	<b>12,939,038</b>
	<b>Community and Event Services</b>			
	<b>Operating Expenditure</b>			
811201	Salaries	126,749	182,958	138,085
811211	Superannuation Guarantee Levy	11,407	11,407	12,428
811212	Superannuation	3,903	3,703	4,287
811213	Staff Uniforms	0	0	0
811215	Fringe Benefits Tax	865	865	1,302
811216	Workers Compensation Insurance	2,886	3,813	4,993
811220	Staff Training	0	0	0
811238	Well Womens Centre Blg Mtce	0	110	0
811242	Telstra Charges	7,500	3,750	3,750
811249	Meetings-Advertising/Promotion	6,000	6,571	8,000
811255	Alliance Small Grants	0	0	0
811256	Aboriginal Arts Centre	0	0	80,000
811257	Yandeyarra Road - Community Services	0	0	0
811258	High Profile Event	0	0	500,000
811263	Community Events Sponsorship	0	0	0
811270	VEL018 - MCED Vehicle Operation	4,500	4,500	3,500
811271	VEH005 - Community Bus Operation	3,000	2,000	2,000
811273	Community Pride Activities	55,000	49,000	125,581

**TOWN OF PORT HEDLAND**  
**BUDGET**  
**FOR THE YEAR ENDED 30 JUNE 2012**

**Recreation & Culture**

Account Number	Account Description	2010/11		2011/12
		Original Budget	Forecast Actual	Budget
811275	Community Leadership	2,000	0	0
811280	Community Events	458,000	420,000	426,623
811287	Cultural Plan	80,000	5,945	0
811290	Depreciation On Assets	12,390	12,390	14,520
811295	Well Womens Centre-Insurance	6,050	12,076	10,910
811297	Loan Interest Payments	0	0	0
811299	Admin Costs Distributed	111,212	115,355	208,829
	<b>Total Operating Expenditure</b>	<b>891,462</b>	<b>834,443</b>	<b>1,544,806</b>
	<b>Operating Revenue</b>			
811325	Community Bus Hire	(1,000)	(3,500)	(4,000)
811333	Contributions - BHP	(150,000)	(100,000)	(100,000)
811353	Donations/Sponsorship Community Pride	(115,570)	(105,550)	(231,950)
	<b>Total Operating Revenue</b>	<b>(266,570)</b>	<b>(209,050)</b>	<b>(335,950)</b>
	<b>Non Operating Expenditure</b>			
811420	Furniture and Equipment	3,000	4,260	3,000
811497	Loan Principal Repayments	0	0	0
	<b>Total Non Operating Expenditure</b>	<b>3,000</b>	<b>4,260</b>	<b>3,000</b>
	<b>Non Operating Revenue</b>			
811390	T/F from BHP - ToPH Alliance Reserve	0	0	0
811397	T/F from BHP Reserve	0	0	0
	<b>Total Non Operating Revenue</b>	<b>0</b>	<b>0</b>	<b>0</b>
	<b>Total Community and Event Services</b>	<b>627,892</b>	<b>629,653</b>	<b>1,211,856</b>
	<i><b>Courthouse/Community Arts</b></i>			
	<b>Operating Expenditure</b>			
812231	Building - Insurance	17,410	27,691	31,140
812234	Building - Maintenance	11,500	5,000	5,000
812236	Western Power Charges	0	8,000	11,000
812237	Water Corporation Charges	17,966	17,966	20,000
812285	Form Consultancy	280,000	280,000	280,000
812290	Depreciation on Assets	14,240	14,240	16,278
812299	Admin Costs Distributed	48,621	52,184	56,806
	<b>Total Operating Expenditure</b>	<b>389,737</b>	<b>405,081</b>	<b>420,224</b>
	<b>Operating Revenue</b>			
812332	Pacdac/ Recoup Courthouse Expenses	0	(8,000)	(31,000)
	<b>Total Operating Revenue</b>	<b>0</b>	<b>(8,000)</b>	<b>(31,000)</b>

**TOWN OF PORT HEDLAND**  
**BUDGET**  
**FOR THE YEAR ENDED 30 JUNE 2012**

**Recreation & Culture**

Account Number	Account Description	2010/11		2011/12
		Original Budget	Forecast Actual	Budget
	<b>Non Operating Expenditure</b>			
812411	Building Improvements	169,000	10,000	184,000
	<b>Total Non Operating Expenditure</b>	<b>169,000</b>	<b>10,000</b>	<b>184,000</b>
	<b>Total Courthouse / Community Arts</b>	<b>558,737</b>	<b>407,081</b>	<b>573,224</b>
	 <i>Port Hedland Civic Centre</i>			
	<b>Operating Expenditure</b>			
1102213	Insurance	33,700	49,520	60,750
1102234	Building Maintenance	55,000	55,000	55,000
1102235	Building Cleaning	0	58,243	42,982
1102236	Western Power Charges	30,420	30,420	30,420
1102237	Water Corporation Charges	8,960	8,960	8,960
1102245	Equipment Maintenance	5,200	(0)	5,000
1102256	Refund of Hire Fees	2,000	500	2,000
1102290	Depreciation On Assets	117,203	117,203	239,012
1102299	Admin Costs Distributed	35,987	39,844	69,422
	<b>Total Operating Expenditure</b>	<b>288,471</b>	<b>359,690</b>	<b>513,546</b>
	<b>Operating Revenue</b>			
1102324	Hire Fees - Halls	(30,000)	(20,000)	(20,000)
	<b>Total Operating Revenue</b>	<b>(30,000)</b>	<b>(20,000)</b>	<b>(20,000)</b>
	<b>Non Operating Expenditure</b>			
406450	Building Improvements	0	40,144	35,000
404410	Civic Centre Aircon	0	130,559	0
404411	Council Chambers Upgrade	55,000	55,000	0
1102413	Security System	0	0	0
1102414	Disability Access	0	0	0
1102415	Verge Landscaping	0	5,905	0
1102416	Building Refurbishment	0	0	0
1102417	Civic Centre Park Upgrade	0	0	25,000
	<b>Total Non Operating Expenditure</b>	<b>55,000</b>	<b>231,608</b>	<b>60,000</b>
	<b>Total Port Hedland Civic Centre</b>	<b>313,471</b>	<b>571,298</b>	<b>553,546</b>
	 <i>Youth Services</i>			
	<b>Operating Expenditure</b>			
810235	Lawson Street Youth Centre	700	700	5,000
810236	Leadership Program	42,000	109	25,000
811268	Youth Events	30,000	12,523	15,300
813270	Youth Services	0	0	0
1103231	Building Insurance	14,540	26,518	25,640

**TOWN OF PORT HEDLAND**  
**BUDGET**  
**FOR THE YEAR ENDED 30 JUNE 2012**

**Recreation & Culture**

Account Number	Account Description	2010/11		2011/12
		Original Budget	Forecast Actual	Budget
1103232	Building Maintenance	2,000	3,500	2,000
1103236	Utility Charges	10,296	14,470	15,194
1103249	Advertising and Promotions	2,200	(0)	3,200
1103270	Minor Projects & Programs	18,000	8,000	8,000
1103271	Hedland Youth Leadership Coalition	10,000	(0)	0
1103283	Operational Grant	25,000	25,000	0
1103290	Depreciation On Assets	15,612	15,612	17,588
1103299	Admin Costs Distributed	24,280	22,640	18,276
	<b>Total Operating Expenditure</b>	<b>194,628</b>	<b>129,072</b>	<b>135,198</b>
	<b>Operating Revenue</b>			
810350	Youth Involvement Council	(700)	(5,532)	(6,002)
811351	Youth Events Income	(20,000)	(5,000)	(5,000)
1103331	Reimbursements	(30,000)	(3,013)	(25,000)
	<b>Total Operating Revenue</b>	<b>(50,700)</b>	<b>(13,545)</b>	<b>(36,002)</b>
	<b>Non Operating Expenditure</b>			
810412	Port Hedland Youth & Family Centre Upgrade	0	0	0
1103410	Andrew McLaughlin Community Centre	25,000	0	4,000
	<b>Total Non Operating Expenditure</b>	<b>25,000</b>	<b>0</b>	<b>4,000</b>
	<b>Total Youth Services</b>	<b>168,928</b>	<b>115,527</b>	<b>103,196</b>
	<b>JD Hardie Centre</b>			
	<b>Operating Expenditure</b>			
1104201	Salaries	258,810	225,000	288,451
1104211	Superannuation Guarantee Levy	23,293	13,293	25,961
1104212	Super Council Contribution	4,274	0	4,643
1104216	Workers Compensation Insurance	3,995	5,277	4,936
1104220	Staff Training	0	0	0
809277	VEL051 Vehicle Operation	3,000	1,000	3,500
1104231	Building Insurance	36,570	58,309	65,500
1104232	Contract Cleaning	32,100	25,000	88,000
1104233	Ground Maintenance	9,300	5,200	18,000
1104234	Building Maintenance	15,000	25,000	10,000
1104236	Utility Charges	77,220	71,200	124,700
1104243	Telstra Charges	3,200	2,200	35,000
1104246	Minor Equipment	8,000	8,000	10,000
1104247	Security	450	1,000	6,000
1104249	Advertising	4,400	4,400	14,400
1104254	Consumables	2,000	2,000	2,500
1104263	Kiosk Purchases	29,000	16,000	40,000
1104265	Tenancy Expenses	0	0	18,000



**TOWN OF PORT HEDLAND**  
**BUDGET**  
**FOR THE YEAR ENDED 30 JUNE 2012**

**Recreation & Culture**

Account Number	Account Description	2010/11		2011/12
		Original Budget	Forecast Actual	Budget
1104266	Umpire Payments	11,500	6,500	6,500
1104267	Recreation Programs	12,000	12,000	15,000
1104268	Project Communications & Media	0	25,000	0
1104269	Gym & Fitness	0	0	12,000
1104290	Depreciation On Assets	38,434	38,434	315,227
1104297	Loan Interest Payments	52,777	0	188,433
1104299	Admin Costs Distributed	89,130	96,357	202,697
	<b>Total Operating Expenditure</b>	<b>714,453</b>	<b>641,170</b>	<b>1,499,448</b>
	<b>Operating Revenue</b>			
1104331	Reimbursements/sponsorship	(14,385)	(32,585)	(15,000)
1104332	Country Local Govt Fund-RFR	(700,000)	(700,000)	0
1104350	Kiosk Sales	(45,000)	(24,800)	(62,000)
1104351	Program Team Fees	(40,000)	(14,000)	0
1104352	Casual Hire	(27,000)	(10,000)	(30,000)
1104353	Gym & Fitness	0	0	(65,000)
1104354	Term Programs	0	0	(9,000)
1104355	Sporting Competitions	0	0	(54,000)
1104356	Stadium Programs	(50,000)	(28,000)	0
1104357	Holiday Program	(35,000)	(25,000)	(40,000)
1104358	Birthday Parties	0	0	(3,000)
1104359	Tenancy Income	0	0	(169,000)
1104397	Grant - South Hedland New Living	0	0	0
	<b>Total Operating Revenue</b>	<b>(911,385)</b>	<b>(834,385)</b>	<b>(447,000)</b>
	<b>Non Operating Expenditure</b>			
1104411	Facility Upgrade	2,150,000	3,286,000	0
1104413	Facility Upgrade - RFR	0	2,833,232	0
1104414	Facility Upgrade - CLGF	700,000	700,000	0
1104415	Facility Upgrade - BHP	0	3,700,861	0
1104420	Furniture and Equipment	10,000	20,000	237,800
1104499	Loan 75-Principal Rec Cntr	18,869	(0)	78,319
	<b>Total Non Operating Expenditure</b>	<b>2,878,869</b>	<b>10,540,093</b>	<b>316,119</b>
	<b>Non Operating Revenue</b>			
1104396	T/F from Royalties for Regions Reserve	0	(2,833,232)	0
1104398	T/F from BHP Reserve	(2,100,000)	(3,700,861)	0
1104399	New Loan	(1,550,000)	(1,550,000)	(1,446,000)
	<b>Total Non Operating Revenue</b>	<b>(3,650,000)</b>	<b>(8,084,093)</b>	<b>(1,446,000)</b>
	<b>Total JD Hardie Centre</b>	<b>(968,063)</b>	<b>2,262,785</b>	<b>(77,433)</b>



**TOWN OF PORT HEDLAND**  
**BUDGET**  
**FOR THE YEAR ENDED 30 JUNE 2012**

**Recreation & Culture**

Account Number	Account Description	2010/11		2011/12
		Original Budget	Forecast Actual	Budget
	<b><i>Swimming Areas/Beaches</i></b>			
	<b>Operating Expenditure</b>			
1105279	Foreshore Parks Planning	100,000	(0)	100,000
1105280	Beach & Foreshore Maintenance	10,000	19,485	10,000
1105283	Town Boat Ramp Maintenance	6,200	0	6,900
1105290	Depreciation on Assets	1,259	1,259	1,227
1105298	Loan Interest	31,469	31,469	45,032
1105299	Admin Costs Distributed	315,609	297,603	240,528
1105234	Gratwick Maintenance	10,000	10,000	10,000
1105236	Gym Maintenance	6,900	6,900	6,900
1105255	Gratwick -YMCA Operations	472,395	472,395	485,000
1105257	Gratwick Aquatic Centre Utilities	55,000	88,722	100,699
1106231	Building - Insurance	11,250	17,895	20,130
1106238	Ground Maint	2,000	4,500	4,500
1106290	Depreciation On Assets	80,798	80,798	102,920
1106297	Loan Interest Repayments	50,439	50,439	44,424
1105235	SHAC Maintenance	10,000	20,000	10,000
1105260	SHAC - YMCA Operations	537,861	537,861	275,923
1105262	SHAC Aquatic Centre Utilities	100,620	100,620	114,204
1105286	PH Yacht Club Contribution	500,000	500,000	0
1105287	Coastal Access and Managed Camping	150,000	6,200	93,800
1107231	Building - Insurance	20,490	32,980	36,680
1107238	Ground Maint	4,400	4,900	4,900
1107239	SHAC Audit and Design	0	0	0
1107290	Depreciation On Assets	53,187	53,187	65,537
	<b>Total Operating Expenditure</b>	<b>2,529,877</b>	<b>2,337,213</b>	<b>1,779,304</b>
	<b>Operating Revenue</b>			
1105325	SHAC Aquatic Centre Reimbursement	(95,000)	(95,000)	(114,204)
1105340	PHPA Contributions	0	0	0
1105341	Country Local Govt Fund-RFR	0	0	0
1105342	Grant for Foreshore Protection	0	0	0
1105352	Contribution - PDC	(500,000)	(500,000)	0
1105353	Grants - DPI	0	(136,364)	0
1105354	Grant for Coastal Access & Managed Camping	(100,000)	0	(50,000)
1105398	Loan Interest Income	(31,469)	(31,469)	(45,032)
1105357	Grant - State Government Turtle Poject	(400,000)	(400,000)	0
1105320	Gratwick Aquatic Centre Reimbursement	(55,000)	(87,000)	(100,699)
1106390	Government Grant	(3,000)	(3,000)	(3,000)
1107392	CSRFF Grant - SHAC	0	0	(600,000)
1107393	Government Grant	(603,000)	(62,000)	(3,000)
1107394	Country Local Govt Fund-RFR	0	0	(807,745)
1107395	SHAC Upgrade - RFR	0	(1,230,000)	(2,520,000)

**TOWN OF PORT HEDLAND**  
**BUDGET**  
**FOR THE YEAR ENDED 30 JUNE 2012**

**Recreation & Culture**

Account Number	Account Description	2010/11		2011/12
		Original Budget	Forecast Actual	Budget
1107396	SHNL Contribution	0	0	0
1111342	Grant- Stairway to Moon	(180,148)	(180,148)	0
	<b>Total Operating Revenue</b>	<b>(1,967,617)</b>	<b>(2,724,981)</b>	<b>(4,243,680)</b>
	<b>Non Operating Expenditure</b>			
1105410	Finucane Island Boat Ramp	0	0	0
1105420	Spoil Bank Masterplan	0	0	0
1105421	Disabled Foreshore Access	0	0	0
1105422	Foreshore Parks Upgrade	400,000	60,958	0
1105423	Foreshore Parks Upgrade - CLGF	0	0	0
1105424	Port Hedland Boat Ramp	0	0	0
1105425	Foreshore Protection	0	0	0
1105426	Turtle Boardwalk	350,000	500,973	40,000
1105497	SS Loan Yacht Club	0	250,000	0
1105498	Loan Principal	20,732	20,732	32,759
1105489	T/F to Reserve- Spoilbank development	18,800	33,667	23,600
1106415	Gratwick Lighting	0	265,312	0
1106430	GAC upgrades	80,000	145,485	0
1106413	Plant & Equipment - Gratwick Pool	0	0	0
1107410	SHAC Upgrade - P&E	20,000	17,850	0
1107430	SHAC Upgrade - BHP	1,800,000	37,139	4,012,861
1107431	SHAC Upgrade - RFR	0	0	3,600,000
1107432	Pools electrical upgrade	0	0	0
1107433	SHAC Upgrade - CLGF	0	0	807,745
1107434	SHAC Upgrade	0	0	1,350,000
1111435	Stairway to the Moon Development	527,148	429,328	0
1106498	Loan 112 Principal	92,786	92,786	98,800
	<b>Total Non Operating Expenditure</b>	<b>3,309,465</b>	<b>1,854,229</b>	<b>9,965,765</b>
	<b>Non Operating Revenue</b>			
1105396	T/F from BHP Reserve	(400,000)	0	0
1105397	SS Loan Yacht Club	0	(250,000)	0
1105399	Loan Principal Income	(20,732)	(20,732)	(32,759)
1107399	T/F from BHP Reserve	(600,000)	(37,139)	(4,012,861)
	<b>Total Non Operating Revenue</b>	<b>(1,020,732)</b>	<b>(307,871)</b>	<b>(4,045,620)</b>
	<b>Total Swimming Areas/Beaches</b>	<b>2,850,994</b>	<b>1,158,591</b>	<b>3,455,770</b>

**TOWN OF PORT HEDLAND**  
**BUDGET**  
**FOR THE YEAR ENDED 30 JUNE 2012**

**Recreation & Culture**

Account Number	Account Description	2010/11		2011/12
		Original Budget	Forecast Actual	Budget
	<b>Recreation Administration</b>			
	<b>Operating Expenditure</b>			
1108201	Salaries	454,583	430,001	499,379
1108211	Superannuation Guarantee Levy	40,913	30,913	44,944
1108212	Superannuation	5,481	0	0
1108215	Fringe Benefits Tax	4,661	4,661	6,622
1108216	Workers Compensation Insurance	6,349	6,863	7,132
1108220	Staff Training	0	0	0
1108221	Staff Housing	0	11,205	0
1108243	Telstra Charges	2,000	3,500	3,500
1108249	Advertising and Promotions	6,600	6,600	12,000
1108257	Multi Purpose Recreation Centre Operating Co	0	0	250,000
1108263	Minor Events	20,000	29,000	12,000
1108264	Walk it Hedland	12,000	12,000	12,000
1108267	Relocation Costs	48,000	0	0
1108268	Project Communications & Media	0	25,000	0
1108269	Recreation Facility Design	0	0	0
1108270	VEL024 - MRS Vehicle Operation	4,500	7,000	7,000
1108272	Business & Management Plans	170,000	31,000	0
1108275	Skate Park Mtce	30,000	10,000	30,000
1108277	Lighting Spares & Repairs	0	0	0
1108283	Club Development	0	0	8,000
1108290	Depreciation on Assets	28,962	28,962	261,735
1108297	Interest Loans 119 &120	345,984	1,269	255,307
1108299	Admin Costs Distributed	168,195	103,513	220,340
	<b>Total Operating Expenditure</b>	<b>1,348,228</b>	<b>741,486</b>	<b>1,629,959</b>
	<b>Operating Revenue</b>			
1108325	Oval User Fees	(13,500)	(13,500)	(13,500)
1108332	Private Vehicle Use Reimb.	(2,340)	(2,340)	(3,120)
1108333	Reimbursements - Rec Admin	(15,000)	(6,000)	(12,000)
1108349	Grant - Multi Purpose Rec Centre	(3,100,000)	(600,000)	(2,500,000)
1108350	Grant - Dept of Sport & Recreation	(60,000)	(60,000)	(60,000)
	<b>Total Operating Revenue</b>	<b>(3,190,840)</b>	<b>(681,840)</b>	<b>(2,588,620)</b>

**TOWN OF PORT HEDLAND**  
**BUDGET**  
**FOR THE YEAR ENDED 30 JUNE 2012**

**Recreation & Culture**

Account Number	Account Description	2010/11		2011/12
		Original Budget	Forecast Actual	Budget
	<b>Non Operating Expenditure</b>			
1108416	Sports Facility Upgrade Program	0	0	0
1108417	Banners in the Port (PHES)	0	0	0
1108418	Overhead Lighting	120,000	0	0
1108420	Multi Purpose Recreation Centre - BHP	20,600,000	9,800,000	1,700,000
1108421	Multi Purpose Recreation Centre - RFR	0	11,029,246	0
1108422	Multi Purpose Recreation Centre - Civil Works	0	2,800,000	0
1108423	Multi Purpose Recreation Centre	0	0	8,194,000
1108498	Principal Loans 119 &120	133,525	9,356	107,857
	<b>Total Non Operating Expenditure</b>	<b>20,853,525</b>	<b>23,638,602</b>	<b>10,001,857</b>
	<b>Non Operating Revenue</b>			
1108393	T/F from Royalties for Regions Reserve	0	(11,029,246)	0
1108395	T/F from Lighting Reserve	(35,000)	(35,000)	0
1108398	T/F from BHP Reserve	(9,500,000)	(9,800,000)	(1,700,000)
1108399	T/F from Loan Funds	(10,200,000)	0	(7,819,000)
	<b>Total Non Operating Revenue</b>	<b>(19,735,000)</b>	<b>(20,864,246)</b>	<b>(9,519,000)</b>
	<b>Total Recreation Administration</b>	<b>(724,086)</b>	<b>2,834,003</b>	<b>(475,804)</b>
	<i><b>Port Hedland Sports Grounds - Recreation</b></i>			
	<b>Operating Expenditure</b>			
1109231	Insurance	6,360	9,872	11,400
1109232	Cleaning Charges	0	0	32,000
1109236	PH Utility Expenses	46,800	46,800	53,118
1109238	Building Maintenance	21,000	21,000	32,000
1109290	Depreciation On Assets	18,660	18,660	40,801
1109299	Admin Costs Distributed	15,221	14,306	26,467
	<b>Total Operating Expenditure</b>	<b>108,042</b>	<b>110,639</b>	<b>195,786</b>
	<b>Operating Revenue</b>			
1109324	Hire Sportsgrounds/Ovals	(11,000)	(11,000)	(31,000)
1109331	Reimbursement Of Utility Charges	(6,800)	(8,900)	(8,900)
1109334	CSRFF - Community Sport & Recreation Facility Fund	(450,000)	(450,000)	0
	<b>Total Operating Revenue</b>	<b>(467,800)</b>	<b>(469,900)</b>	<b>(39,900)</b>
	<b>Non Operating Expenditure</b>			
1109450	Colin Matheson Oval Upgrade - BHP	0	0	250,000
1109451	McGregor St Oval Upgrade	32,500	7,377	0
1109454	McGregor Street Reserve Upgrade	0	15,508	0
1109455	Colin Matheson Clubrooms	1,722,023	1,670,989	20,000
1109456	Cricket Net Upgrades	0	16,638	0

**TOWN OF PORT HEDLAND**  
**BUDGET**  
**FOR THE YEAR ENDED 30 JUNE 2012**

**Recreation & Culture**

Account Number	Account Description	2010/11		2011/12
		Original Budget	Forecast Actual	Budget
1109457	Colin Matheson Oval Parking	0	0	180,000
1110499	T/F To Light Replacement Res	1,600	2,703	200
1114499	T/F To Oval Development Res	0	0	0
	<b>Total Non Operating Expenditure</b>	<b>1,756,123</b>	<b>1,713,215</b>	<b>450,200</b>
	<b>Non Operating Revenue</b>			
1109390	T/F from BHP Reserve	(1,272,023)	(1,220,989)	(250,000)
	<b>Total Non Operating Revenue</b>	<b>(1,272,023)</b>	<b>(1,220,989)</b>	<b>(250,000)</b>
	<b>Total Port Hedland Sports Grounds</b>	<b>124,342</b>	<b>1,353,954</b>	<b>606,086</b>
	<i><b>South Hedland Sports Grounds - Recreation</b></i>			
	<b>Operating Expenditure</b>			
1110231	Insurance	7,460	12,043	13,330
1110236	SH Utility Charges (Lights)	37,440	37,440	39,312
1110238	Building Maintenance	20,000	25,000	20,000
1110239	Light Maintenance	29,000	39,000	40,000
1110290	Depreciation on Assets	13,970	13,970	11,755
1111269	Ph Golf Club (Utility Charges)	11,700	11,700	12,695
1111281	Interest on Loan - SH Bowling Club	17,340	17,340	16,715
1111290	Depreciation on Assets	130,189	130,189	778,315
1111297	Loan 111 + Loan 105 Interest Pay.	222	222	7
1111299	Admin Costs Distributed	38,583	136,512	154,969
1114290	Depreciation on Assets	34,681	34,681	59,281
	<b>Total Operating Expenditure</b>	<b>340,586</b>	<b>458,098</b>	<b>1,146,378</b>
	<b>Operating Revenue</b>			
1110324	Hire Sportsgrounds/Ovals	(3,500)	(3,500)	(19,500)
1110332	Lights-User Charges	(11,500)	(11,500)	(46,500)
1111333	Reimb - Utility Charges	(12,000)	(12,000)	(12,000)
1110338	Grants - Dept Sport & Rec	(75,000)	0	(75,000)
1110393	Grant - Skate Park	0	0	(2,000,000)
1111343	Regional and Local Community	0	0	0
1111344	Country Local Govt Fund-RFR	(46,000)	0	(18,883)
1111345	Grants - SH Bowling Club	(2,000,000)	(2,000,000)	0
1111394	Interest Loan - SH Bowling Club	(17,340)	(17,340)	(16,715)
1111399	Interest Loan 105,111	(222)	(222)	(7)
	<b>Total Operating Revenue</b>	<b>(2,165,562)</b>	<b>(2,044,562)</b>	<b>(2,188,605)</b>

**TOWN OF PORT HEDLAND**  
**BUDGET**  
**FOR THE YEAR ENDED 30 JUNE 2012**

**Recreation & Culture**

Account Number	Account Description	2010/11		2011/12
		Original Budget	Forecast Actual	Budget
	<b>Non Operating Expenditure</b>			
1110401	Faye Gladstone Netball Courts	104,000	0	104,000
1110402	Faye Gladstone Netball Courts - CLGF	46,000	0	18,883
1110403	South Hedland Skate Park - BHP	0	0	1,000,000
1110404	South Hedland Skate Park - RFR	0	0	1,500,000
1110405	South Hedland Skate Park	0	0	500,000
1111495	SS Loan - SH Bowling Club	500,000	0	500,000
1111496	Loan Principal - SH Bowling Club	6,087	6,087	6,264
1111498	Loan 111 -Principal Golf Club	5,114	5,114	883
1111433	Kevin Scott Oval Upgrades	0	33,587	0
	<b>Total Non Operating Expenditure</b>	<b>661,201</b>	<b>44,788</b>	<b>3,630,030</b>
	<b>Non Operating Revenue</b>			
1110398	T/F from BHP Reserve	0	0	(1,000,000)
1111393	New SS Loan - SH Bowling Club	(500,000)	0	(500,000)
1111395	Principal Loan - SH Bowling Club	(6,087)	(6,087)	(6,264)
1111398	Principal Loan 111 Golf Club	(5,114)	(5,114)	(883)
	<b>Total Non Operating Revenue</b>	<b>(511,201)</b>	<b>(11,201)</b>	<b>(1,507,147)</b>
	<b>Total South Hedland Sports Grounds</b>	<b>(1,674,976)</b>	<b>(1,552,877)</b>	<b>1,080,656</b>
	<b>Port &amp; South Sports Grounds - P&amp;G</b>			
	<b>Operating Expenditure</b>			
1109234	Ground Maintenance	272,000	237,000	213,000
1111231	Insurance	4,200	5,626	7,620
1110234	Ground Maintenance	298,900	150,000	133,900
1111236	Utilities Expense	250,000	590,000	250,000
1111239	Marquee Park Operational Costs	0	0	300,000
1111267	Project Communications & Media	0	25,000	0
1110277	Effluent Pump Facilities	50,000	106,643	50,000
1110278	Sportsground Surface Repairs	216,260	160,000	43,260
1111271	South Hedland Bowling Club	3,000,000	2,100,000	100,000
1111275	P.H. Gardens Maintenance	360,500	375,500	360,500
1111277	Gardening Minor Tools	10,000	13,573	10,000
1111278	Reticulation Operations	230,000	200,000	200,000
1111279	School Oval Mowing	150,000	120,000	150,000
1111280	St Cecelias School Mowing	500	5,000	500
1111282	Native Plant Nursery	70,000	60,000	70,000
1111283	S H Gardens Maintenance	350,000	340,000	300,000
1111284	Playground Equipment Maint.	15,000	35,000	15,000

**TOWN OF PORT HEDLAND**  
**BUDGET**  
**FOR THE YEAR ENDED 30 JUNE 2012**

**Recreation & Culture**

Account Number	Account Description	2010/11		2011/12
		Original Budget	Forecast Actual	Budget
1111285	Graffiti Removal	60,000	70,000	60,000
1111289	Weed & Pest Control	210,000	180,000	115,000
1111298	Interest on Loan - Marquee Park	28,477	0	337,983
1115299	Admin Costs Distributed	797,219	802,109	424,661
	<b>Total Operating Expenditure</b>	<b>6,373,057</b>	<b>5,575,452</b>	<b>3,141,424</b>
	<b>Operating Revenue</b>			
1111331	Country Local Govt Fund - RFR	0	0	0
1111334	Reimb - Ph School Ovals Mowing	(2,600)	(2,600)	(2,600)
1111335	Reimb - Sh Schools Oval Mowing	(150,000)	(150,000)	(150,000)
1111338	Grant SHNL	(100,000)	(2,000,000)	0
1111340	Grant - DLGRD	0	0	(500,000)
1111353	Grant - Parks Upgrade	0	(3,150,000)	0
	<b>Total Operating Revenue</b>	<b>(252,600)</b>	<b>(5,302,600)</b>	<b>(652,600)</b>
	<b>Non Operating Expenditure</b>			
1111401	Replace Effluent Line	0	0	0
1111402	Marquee Park Development - RFR	0	2,221,582	458,268
1111403	Playground Equipment - RFR	0	0	0
1111404	Public Open Space Development	200,000	200,000	0
1111405	Marquee Park Development - BHP	0	1,450,000	0
1111446	Playground Equipment	0	95,829	50,000
1111447	Building Upgrades	55,360	(0)	0
1111448	Irrigation Tank Upgrades	0	0	0
1111449	Park Upgrades	500,000	50,717	1,500,000
1111439	Marquee Park Development	5,106,363	4,466,363	3,953,000
1111438	Koombana Park Development	0	0	0
1111437	Reserve Developments	0	0	0
1111436	Bore Installations	0	21,318	0
1111434	Managed Camp Grounds	0	0	0
1111450	Turf Club Grandstand	100,000	310,000	0
1111454	Turf Club Grandstand - RFR	0	0	0
1111497	Loan Principal - Marquee Park	10,104	(0)	135,227
	<b>Total Non Operating Expenditure</b>	<b>5,971,827</b>	<b>8,815,809</b>	<b>6,096,495</b>



**TOWN OF PORT HEDLAND**  
**BUDGET**  
**FOR THE YEAR ENDED 30 JUNE 2012**

**Recreation & Culture**

Account Number	Account Description	2010/11		2011/12
		Original Budget	Forecast Actual	Budget
	<b>Non Operating Revenue</b>			
1111389	T/F from Trust - Public Open Space	(100,000)	(470,000)	0
1111390	T/F from BHP Reserve	(2,450,000)	(1,550,000)	(100,000)
1108397	T/F From Newcrest Reserve	(100,000)	0	(200,000)
1111396	New Loan	(830,000)	(830,000)	(4,438,000)
1111391	T/F from POS Reserve	0	0	0
1111392	T/F from Royalties for Regions Reserve	0	(2,221,582)	(458,268)
	<b>Total Non Operating Revenue</b>	<b>(3,480,000)</b>	<b>(5,071,582)</b>	<b>(5,196,268)</b>
	<b>Total Port &amp; South Sportsgrounds - P&amp;G</b>	<b>8,612,284</b>	<b>4,017,079</b>	<b>3,389,051</b>
	 <i>Port Hedland Library</i>			
	<b>Operating Expenditure</b>			
1116201	Salaries	99,419	99,419	127,971
1116211	Superannuation Guarantee Levy	8,948	8,948	11,517
1116212	Superannuation - Contributory	495	745	526
1116216	Workers Compensation Insurance	1,701	1,525	2,478
1116220	Staff Training	0	0	0
1116231	Building-Insurance	930	1,637	1,650
1116233	Building Cleaning & Materials	7,300	10,632	21,720
1116234	Building-Maintenance	1,600	1,903	1,700
1116235	Ground-Maintenance-Ph Library	1,000	2,500	1,800
1116236	Western Power Charges	4,674	4,674	4,908
1116237	Water Corporation Charges	8,960	11,000	9,722
1116241	Stationery	0	0	0
1116243	Telstra Charges	1,000	750	1,000
1116244	Photocopier - Expenses	300	0	0
1116254	Other Minor Sundry Expenses	800	800	900
1116256	Purchase Of Books/Magazines	4,000	4,000	4,250
1116263	Replacement Of Lost Books	5,000	5,000	5,000
1116261	Feasibility & design costs	0	0	0
1116290	Depreciation On Assets	4,853	4,853	4,735
1116299	Admin Costs Distributed	21,520	24,242	31,243
	<b>Total Operating Expenditure</b>	<b>172,498</b>	<b>182,626</b>	<b>231,119</b>



**TOWN OF PORT HEDLAND**  
**BUDGET**  
**FOR THE YEAR ENDED 30 JUNE 2012**

**Recreation & Culture**

Account Number	Account Description	2010/11		2011/12
		Original Budget	Forecast Actual	Budget
	<b>Operating Revenue</b>			
1116324	Internet User Charges	0	(104)	0
1116325	Photocopy Charges	(1,250)	(2,250)	(3,100)
1116326	Overdue Items Charge	(250)	(400)	(400)
1116328	Recovery Of Cost Of Lost Books	(300)	(800)	(1,000)
1116330	Replacement Lost M/Ship Cards	0	(50)	(50)
1116350	Miscellaneous Sundry Receipts	(100)	(250)	(250)
	<b>Total Operating Revenue</b>	<b>(1,900)</b>	<b>(3,854)</b>	<b>(4,800)</b>
	<b>Non Operating Expenditure</b>			
1116401	Port Hedland Library Upgrades	0	0	5,200
	<b>Total Non Operating Expenditure</b>	<b>0</b>	<b>0</b>	<b>5,200</b>
	<b>Non Operating Revenue</b>			
1116399	T/F from BHP reserve	0	0	0
	<b>Total Non Operating Revenue</b>	<b>0</b>	<b>0</b>	<b>0</b>
	<b>Total Port Hedland Library</b>	<b>170,598</b>	<b>178,772</b>	<b>231,519</b>
	<b>South Hedland Library</b>			
	<b>Operating Expenditure</b>			
1117201	Salaries	378,033	268,033	395,197
1117211	Superannuation Guarantee Levy	34,023	24,123	35,568
1117212	Superannuation	6,003	1,203	4,394
1117215	Fringe Benefits Tax	3,395	3,395	5,129
1117216	Workers Compensation Insurance	5,833	7,866	6,869
1117220	Staff Training	0	0	0
1117231	Building-Insurance	7,220	11,637	12,930
1117233	Building-Cleaning	12,000	17,505	27,775
1117234	Building Maintenance	6,000	13,523	7,000
1117236	Western Power Charges	17,550	17,550	18,428
1117237	Water Corporation Charges	12,320	12,320	13,367
1117238	Ground Maintenance	2,000	3,300	3,000
1117241	Stationery	700	700	1,000
1117242	Postage	1,550	2,500	2,600
1117243	Telstra Charges	6,500	6,000	6,000
1117244	Photocopier-Expenses	500	0	0
1117245	Equipment Maintenance	250	0	0
1117246	Minor Equipment	2,500	2,500	2,600
1117254	Other Minor Sundry Expenses	1,300	1,300	1,500
1117256	Purchase Of Books/Magazines	10,100	10,100	11,000
1117257	Freight On Books	1,500	1,500	1,500
1117263	Replacement Of Lost Books	5,200	5,200	5,200

**TOWN OF PORT HEDLAND**  
**BUDGET**  
**FOR THE YEAR ENDED 30 JUNE 2012**

**Recreation & Culture**

Account Number	Account Description	2010/11		2011/12
		Original Budget	Forecast Actual	Budget
1117270	VEL025 - MLS Vehicle Operation	4,500	3,500	3,500
1117280	Liswa Regional Costs	12,000	12,000	12,000
1117282	Childrens Activities	11,000	13,600	11,000
1117284	Library Promotion	3,600	3,000	10,200
1117285	Library Services Plan	0	17,440	0
1117290	Depreciation On Assets	30,783	30,783	41,046
1117299	Admin Costs Distributed	82,151	91,537	99,852
	<b>Total Operating Expenditure</b>	<b>658,511</b>	<b>582,114</b>	<b>738,655</b>
	<b>Operating Revenue</b>			
1117324	Internet User Charges	0	(222)	0
1117325	Photocopy Charges	(5,800)	(9,800)	(10,500)
1117326	Overdue Items Charge	(700)	(550)	(750)
1117328	Recovery Of Cost Of Lost Books	(700)	(1,000)	(1,000)
1117330	Replacement Lost M/Ship Cards	(100)	(100)	(100)
1117331	Fascimile Charges	(1,350)	(1,500)	(1,600)
1117333	Reimbursement - Private Vehicle	(1,560)	(1,560)	(1,560)
1117350	Miscellaneous Sundry Receipts	(150)	(150)	(150)
1117352	Book Sale	(400)	(400)	(500)
1117353	Childrens Book Week Grant	0	(2,600)	(3,000)
1117354	Liswa Subsidy	(27,500)	(25,500)	(25,500)
1117394	SH Library & Community Centre - RFR	0	(665,000)	0
	<b>Total Operating Revenue</b>	<b>(38,260)</b>	<b>(708,382)</b>	<b>(44,660)</b>
	<b>Non Operating Expenditure</b>			
1117412	South Hedland Library Upgrades	700,000	400,000	365,000
1117413	PC Microfilm Reader	0	0	0
1117414	SH Library & Community Centre - RFR	0	0	665,000
1117499	T/F to SH Library Reserve	600	993	600
	<b>Total Non Operating Expenditure</b>	<b>700,600</b>	<b>400,993</b>	<b>1,030,600</b>
	<b>Non Operating Revenue</b>			
1117390	T/F from BHP Reserve	(400,000)	(400,000)	0
	<b>Total Non Operating Revenue</b>	<b>(400,000)</b>	<b>(400,000)</b>	<b>0</b>
	<b>Total South Hedland Library</b>	<b>920,851</b>	<b>(125,274)</b>	<b>1,724,595</b>
	<b>Matt Dann Cultural Centre</b>			
	<b>Operating Expenditure</b>			
1118201	Salaries	211,485	170,276	239,675
1118211	Superannuation Guarantee Levy	19,034	19,034	21,571
1118215	Fringe Benefits Tax	1,551	1,551	2,344
1118216	Workers Compensation Insurance	3,442	5,049	4,272
1118220	Staff Training	0	0	0

**TOWN OF PORT HEDLAND**  
**BUDGET**  
**FOR THE YEAR ENDED 30 JUNE 2012**

**Recreation & Culture**

Account Number	Account Description	2010/11		2011/12
		Original Budget	Forecast Actual	Budget
1118231	Insurance	2,200	3,157	4,070
1118233	Building maintenance	4,000	4,000	4,000
1118234	Projection Maintenance	3,000	2,500	25,000
1118236	Western Power Charges	45,765	45,765	385,170
1118270	VEL026 - Events Coord. Vehicle Oprn	4,500	3,500	3,500
1118241	Telephone Charges	2,100	1,800	2,100
1118249	Advertising	35,000	35,000	35,000
1118263	Kiosk Purchases	30,000	25,000	30,000
1118265	Operational Costs	22,000	35,000	20,000
1118280	Professional Fees-Cult'L Perf	78,000	78,000	85,000
1118282	Movie Expenses	45,000	55,000	40,000
1118290	Depreciation On Assets	26,830	26,830	44,508
1118299	Admin Costs Distributed	76,100	77,038	147,903
	<b>Total Operating Expenditure</b>	<b>610,005</b>	<b>588,498</b>	<b>1,094,113</b>
	<b>Operating Revenue</b>			
1118324	Movie Tickets	(84,788)	(61,000)	(55,000)
1118325	Cultural Ticket Sales	(93,060)	(96,432)	(96,337)
1118326	General Hire	(31,434)	(61,434)	(60,000)
1118342	Mdcc-Pub/Utilities Contr.	(32,036)	(32,036)	(32,000)
1118350	Kiosk Sales	(46,462)	(27,000)	(42,000)
1118354	Other Minor Sundry Receipts	(4,136)	(25,000)	(5,000)
	<b>Total Operating Revenue</b>	<b>(291,916)</b>	<b>(302,902)</b>	<b>(290,337)</b>
	<b>Non Operating Expenditure</b>			
1118420	Sound Equipment	0	0	0
1118421	Furniture & Equipment	0	7,727	0
1118422	Lighting	90,000	0	0
1118423	Minor Equipment	0	0	8,000
	<b>Total Non Operating Expenditure</b>	<b>90,000</b>	<b>7,727</b>	<b>8,000</b>
	<b>Matt Dann Cultural Centre</b>	<b>408,090</b>	<b>293,324</b>	<b>811,776</b>
	<i>Television/Radio Broadcasting</i>			
	<b>Operating Expenditure</b>			
1119280	Rebroadcasting Facilities	1,000	1,000	1,000
1119290	Depreciation On Assets	6,424	6,424	0
	<b>Total Operating Expenditure</b>	<b>7,424</b>	<b>7,424</b>	<b>1,000</b>
	<b>Total Television/Radio Broadcasting</b>	<b>7,424</b>	<b>7,424</b>	<b>1,000</b>

**TOWN OF PORT HEDLAND**  
**BUDGET**  
**FOR THE YEAR ENDED 30 JUNE 2012**

Transport

Account Number	Account Description	2010/11		2011/12
		Original Budget	Forecast Actual	Budget
	<b>Summary</b>			
	<b>Operating Expenditure</b>			
	Infrastructure Construction	2,905	27,905	29,373
	Engineering Management	331,632	325,230	275,782
	Admin Building Overheads	115,000	123,762	115,000
	Infrastructure Maintenance Technical Services	2,177,675	2,069,240	2,545,762
	Infrastructure Maintenance Engineering	1,853,994	1,982,875	1,863,466
	Infrastructure Maintenance Road Verge	399,887	377,789	404,709
	Plant Purchases	87,500	87,500	79,400
	Airport Administration	1,748,037	1,645,092	2,820,579
	Airport Maintenance	1,539,650	1,662,703	1,933,931
	Airport Plant Operating	54,500	61,000	59,500
	Airport Café	0	0	0
	<b>Total Operating Expenditure</b>	<b>8,310,781</b>	<b>8,363,097</b>	<b>10,127,502</b>
	<b>Operating Revenue</b>			
	Infrastructure Construction	(22,927,220)	(2,673,328)	(24,055,737)
	Infrastructure Maintenance Technical Services	(28,700)	(28,700)	(28,700)
	Infrastructure Maintenance Engineering	(15,000)	(2,500)	(15,000)
	Infrastructure Maintenance Road Verge	0	(61,818)	0
	Plant Purchases	(44,300)	(44,300)	(6,200)
	Airport Administration	(9,342,846)	(10,635,286)	(12,280,502)
	Airport Café	(71,838)	(92,738)	(51,783)
	<b>Total Operating Revenue</b>	<b>(32,429,904)</b>	<b>(13,538,670)</b>	<b>(36,437,922)</b>
	<b>Non Operating Expenditure</b>			
	Infrastructure Construction	29,107,502	7,686,205	28,082,319
	Engineering Management	45,000	1,900	110,000
	Admin Building Overheads	5,000	4,458	5,000
	Infrastructure Maintenance Engineering	130,000	2,975	163,761
	Plant Purchases	963,700	953,308	542,600
	Airport Administration	8,210,203	9,697,538	14,535,822
	Airport Café	0	0	0
	<b>Total Non Operating Expenditure</b>	<b>38,461,405</b>	<b>18,346,383</b>	<b>43,439,502</b>

**TOWN OF PORT HEDLAND**  
**BUDGET**  
**FOR THE YEAR ENDED 30 JUNE 2012**

Transport

Account Number	Account Description	2010/11		2011/12
		Original Budget	Forecast Actual	Budget
	<b>Non Operating Revenue</b>			
	Infrastructure Construction	(721,183)	(1,230,148)	(1,764,592)
	Plant Purchases	(249,000)	(249,000)	(179,800)
	Airport Administration	(4,014,544)	(4,143,309)	(8,874,415)
	<b>Total Non Operating Revenue</b>	<b>(4,984,727)</b>	<b>(5,622,457)</b>	<b>(10,818,807)</b>
	<b>Transport Total</b>	<b>9,357,555</b>	<b>7,548,353</b>	<b>6,310,275</b>
	<i><b>Infrastructure Construction</b></i>			
	<b>Operating Expenditure</b>			
1201268	Project Communications & Media	0	25,000	0
1201297	Loan 113 Interest Repay	2,905	2,905	29,373
	<b>Total Operating Expenditure</b>	<b>2,905</b>	<b>27,905</b>	<b>29,373</b>
	<b>Operating Revenue</b>			
1201376	Country Local Govt Fund-RFR	(100,000)	(50,000)	(100,000)
1201380	Regional and Local Community	0	0	0
1201383	New Living South Hedland Fund	(350,000)	(375,000)	(50,000)
1201384	Port Hedland Enhancement Scheme	0	0	0
1201386	Contribution - BHP	(21,054,546)	(957,416)	(22,278,948)
1201387	Pilbara Fund	0	0	0
1201389	Country Pathways	(50,000)	0	0
1201390	Federal Aboriginal Roads Grants	0	(21,000)	(66,000)
1201393	RRG MRWA Road Grant	(557,185)	(500,120)	(1,028,597)
1201394	Black Spot Funding Grant	(359,334)	(312,667)	(76,037)
1201395	MRWA - Direct Grant	(100,000)	(100,970)	(100,000)
1201396	Roads To Recovery	(356,155)	(356,155)	(356,155)
	<b>Total Operating Revenue</b>	<b>(22,927,220)</b>	<b>(2,673,328)</b>	<b>(24,055,737)</b>
	<b>Non Operating Expenditure</b>			
1201401	Manilha Drive	0	0	0
1201402	Wallwork Road Bridge	21,657,131	1,700,000	23,129,438
1201403	Major Projects Civil Works	500,000	200,000	500,000
1201404	Redbank Road	0	0	0
1201410	Depot Yard Upgrade	0	0	0
1201411	Richardson Street	0	134,898	0
1201413	Murdoch Drive Nodes	200,000	200,000	0
1201414	Murdoch Drive Nodes - RFR	50,000	30,410	0
1201419	Parks Upgrades - RFR	0	332,140	0
1201420	Recycling Project - RFR	0	0	0
1201421	Public Lighting - RFR	97,527	83,553	0

**TOWN OF PORT HEDLAND**  
**BUDGET**  
**FOR THE YEAR ENDED 30 JUNE 2012**

Transport

Account Number	Account Description	2010/11		2011/12
		Original Budget	Forecast Actual	Budget
1201422	Public Lighting	300,000	256,946	38,064
1201423	Shade Structures	100,000	0	100,000
1201424	Shade Structures - RFR	330,695	253,727	100,000
1201426	Safe Boating Harbour	0	0	0
1201427	Town Entry Statement - CLGF	100,000	50,000	50,000
1201444	Shota Rd MRWA	0	0	0
1201445	Pippingarra Road - RRG	50,000	68,679	90,000
1201447	Buttweld Rd	425,000	455,000	0
1201449	Murdoch Drive	0	0	150,000
1201451	Finucane Island / Boat Ramp Road	0	0	0
1201452	North Circular Road West RRG	0	0	0
1201453	Hamilton Road RRG	90,000	40,000	800,000
1201457	Yandeyarra Road	45,000	129,274	111,000
1201458	Throssel Street Streetcape	50,000	(0)	0
1201461	Town Entry Statement	100,000	50,000	50,000
1201462	T/F To Depot Facilities Reserv	700	1,146	700
1201464	Anderson Street Upgrade	0	0	0
1201450	Boulevard Tree Planting	400,000	258,697	250,000
1201415	Boulevard Tree Planting - RFR	0	0	0
1201473	Drainage Construction	220,000	70,667	200,000
1201475	Port Hedland Footpath Const	241,000	231,715	0
1201416	Port Hedland Footpath Const - RFR	0	7,006	0
1201476	South Hedland Footpath Const	621,265	103,358	0
1201417	South Hedland Footpath Const - RFR	0	106,838	0
1201478	Reseals (RRG)	400,000	326,562	500,000
1201440	Cycleway Development	605,061	56,796	633,636
1201439	Street Furniture	470,000	317,965	0
1201412	Street Furniture - RFR	0	51,364	0
1201438	West End Greening Stage 2	351,183	2,104	702,616
1201437	Hedditch Street	0	403,692	0
1201435	Limpett Crescent	430,000	409,617	0
1201480	Kerbing Construction	110,000	0	0
1201481	Walkway Lighting	330,000	435,685	50,000
1201418	Walkway Lighting - RFR	28,691	43,416	0
1201468	Sutherland Street Upgrade	0	0	30,000
1201483	Nth Circular Rd East Culverts RRG	0	0	0
1201486	Wedgfield Upgrades	481,655	505,161	500,000
1201487	Street Lighting Upgrades	0	0	0
1201488	R2R Program	0	0	0
1201489	Hillside/ Woodstock Road - RRG	135,000	161,662	60,000
1201490	Sutherland Street Upgrade (PHES)	0	0	0
1201492	North Circular Road Shoulders - RRG	0	12,789	0

**TOWN OF PORT HEDLAND**  
**BUDGET**  
**FOR THE YEAR ENDED 30 JUNE 2012**

**Transport**

Account Number	Account Description	2010/11		2011/12
		Original Budget	Forecast Actual	Budget
1201493	Athol Street Sealing - RRG	108,000	90,744	0
1201494	Drainage Design	55,000	80,000	0
1201498	Loan 113 Principal	24,594	24,594	36,865
	<b>Total Non Operating Expenditure</b>	<b>29,107,502</b>	<b>7,686,205</b>	<b>28,082,319</b>
	<b>Non Operating Revenue</b>			
1201374	T/F from Spoilbank Reserve	0	0	0
1201375	T/F from Royalties for Regions Reserve	0	(878,044)	(100,000)
1201377	T/F from Planning Permability Reserve	0	0	0
1201385	Transfer from Loan Funds	0	0	(850,000)
1201397	T/F from BHP Reserve	(721,183)	(352,104)	(814,592)
	<b>Total Non Operating Revenue</b>	<b>(721,183)</b>	<b>(1,230,148)</b>	<b>(1,764,592)</b>
	<b>Total Infrastructure Construction</b>	<b>5,462,004</b>	<b>3,810,634</b>	<b>2,291,363</b>
	<b>Engineering Management</b>			
	<b>Operating Expenditure</b>			
1202201	Salaries	231,087	231,087	654,146
1202211	Superannuation Guarantee	20,798	20,798	58,873
1202212	Superannuation - Council	0	0	0
1202215	Fringe Benefits Tax	3,121	3,121	5,479
1202216	Workers Compensation Insurance	6,926	7,625	9,985
1202220	Staff Training	0	0	0
1202221	Staff Housing	0	0	234,000
1202231	Insurance	3,980	5,902	7,170
1202274	Lease Vehicles	9,658	4,265	9,658
1402271	VEL033 - MES Vehicle Operation	4,500	4,500	4,500
1402274	VEL052 - Project Officer Vehicle	10,190	2,000	13,690
1202287	Management Planning	0	0	60,000
1202298	Project Management Costs Distributed	0	0	(947,019)
1202299	Admin Costs Distributed	41,372	45,932	165,300
	<b>Total Operating Expenditure</b>	<b>331,632</b>	<b>325,230</b>	<b>275,782</b>
	<b>Non Operating Expenditure</b>			
1202400	Depot Security System	0	0	0
1202401	Flammable Storage Cupboards	0	0	0
1202402	Depot Infrastructure	45,000	1,900	110,000
	<b>Total Non Operating Expenditure</b>	<b>45,000</b>	<b>1,900</b>	<b>110,000</b>
	<b>Total Engineering Management</b>	<b>376,632</b>	<b>327,130</b>	<b>385,782</b>



**TOWN OF PORT HEDLAND**  
**BUDGET**  
**FOR THE YEAR ENDED 30 JUNE 2012**

Transport

Account Number	Account Description	2010/11		2011/12
		Original Budget	Forecast Actual	Budget
	<b><i>Admin Building Overheads</i></b>			
	<b>Operating Expenditure</b>			
1214233	Cleaning	30,000	38,762	30,000
1214234	Building Maintenance	35,000	35,000	35,000
1214236	Western Power Charges	20,000	20,000	20,000
1214237	Water Corporation Charges	15,000	15,000	15,000
1214241	Office Expenses	15,000	15,000	15,000
	<b>Total Operating Expenditure</b>	<b>115,000</b>	<b>123,762</b>	<b>115,000</b>
	<b>Non Operating Expenditure</b>			
1214401	Furniture & Equipment	5,000	4,458	5,000
	<b>Total Non Operating Expenditure</b>	<b>5,000</b>	<b>4,458</b>	<b>5,000</b>
	<b>Total Admin Building Overheads</b>	<b>120,000</b>	<b>128,220</b>	<b>120,000</b>
	 <b><i>Infrastructure Mtce Technical Service</i></b>			
	<b>Operating Expenditure</b>			
1204234	Depot Building Maintenance	15,000	15,000	15,000
1204236	Utility Charges	17,550	17,550	17,550
1204250	Engineering Standards & Operations	145,000	30,000	0
1204292	Roman Upgrade	5,000	409	5,000
1204294	Flood Study	80,000	80,000	0
1204283	Depot Operating Expenses	45,000	45,000	45,000
1204290	Depreciation On Assets	1,598,454	1,598,454	2,119,073
1204299	Admin Costs Distributed	271,671	282,827	344,139
	<b>Total Operating Expenditure</b>	<b>2,177,675</b>	<b>2,069,240</b>	<b>2,545,762</b>
	<b>Operating Revenue</b>			
1204331	Private Vehicle Use Reimb.	(2,700)	(2,700)	(2,700)
1204340	Grant / Contribution - Flood Study	0	0	0
1204392	Grant From Mrd-Street Lighting	(26,000)	(26,000)	(26,000)
	<b>Total Operating Revenue</b>	<b>(28,700)</b>	<b>(28,700)</b>	<b>(28,700)</b>
	<b>Total Infrastructure Mtce Technical Service</b>	<b>2,148,975</b>	<b>2,040,540</b>	<b>2,517,062</b>
	 <b><i>Infrastructure Mtce Engineering</i></b>			
	<b>Operating Expenditure</b>			
1204281	Roadworks signs	5,000	15,000	5,000
1203281	Drainage Maintenance	193,375	430,000	173,644
1203282	Floodwater Lift Pump-Maint	58,000	28,000	58,000
1203290	Depreciation on Assets	141,204	141,204	158,230



**TOWN OF PORT HEDLAND**  
**BUDGET**  
**FOR THE YEAR ENDED 30 JUNE 2012**

Transport

Account Number	Account Description	2010/11		2011/12
		Original Budget	Forecast Actual	Budget
1204282	Street and Road signs	170,000	200,000	170,000
1206260	Unsealed Road Maintenance	126,000	126,000	132,300
1206263	RAV Road Maintenance	15,000	2,500	15,000
1206276	Crossover Constn Subsidy	13,000	8,000	13,000
1206277	Road Shoulder Maintenance	84,893	84,893	89,137
1206278	Roadworks-General Maintenance	303,188	303,188	318,347
1206279	Kerb Maintenance	73,565	10,000	52,500
1206280	Footpath Maintenance	100,000	50,000	80,000
1206283	Street/Walkway Lights	333,450	333,450	338,583
1206286	Street Lighting - Insurance	6,030	6,030	7,820
1206299	Admin Costs Distributed	231,291	244,612	251,906
	<b>Total Operating Expenditure</b>	<b>1,853,994</b>	<b>1,982,875</b>	<b>1,863,466</b>
	<b>Operating Revenue</b>			
1206388	RAV Contributions	(15,000)	(2,500)	(15,000)
	<b>Total Operating Revenue</b>	<b>(15,000)</b>	<b>(2,500)</b>	<b>(15,000)</b>
	<b>Non Operating Expenditure</b>			
1203440	Floodwater Pump Refurbishment	130,000	2,975	163,761
	<b>Total Non Operating Expenditure</b>	<b>130,000</b>	<b>2,975</b>	<b>163,761</b>
	<b>Total Infrastructure Mtce Engineering</b>	<b>1,968,994</b>	<b>1,983,350</b>	<b>2,012,227</b>
	<i><b>Infrastructure Mtce Road Verge</b></i>			
	<b>Operating Expenditure</b>			
1207280	Medians Mtce	70,000	70,000	70,000
1207282	Slashing	80,000	80,000	80,000
1204279	Verge street trees	0	7,000	0
1204278	Water Services Operation Costs	30,000	0	30,000
1207285	Street Tree Maintenance	120,000	120,000	120,000
1207289	Street Sweeper Maintenance	50,000	50,000	50,000
1207299	Admin Costs Distributed	49,887	50,789	54,709
	<b>Total Operating Expenditure</b>	<b>399,887</b>	<b>377,789</b>	<b>404,709</b>
	<b>Operating Revenue</b>			
1207381	Grant from DEWR	0	(61,818)	0
	<b>Total Operating Revenue</b>	<b>0</b>	<b>(61,818)</b>	<b>0</b>
	<b>Infrastructure Mtce Road Verge</b>	<b>399,887</b>	<b>315,971</b>	<b>404,709</b>

**TOWN OF PORT HEDLAND**  
**BUDGET**  
**FOR THE YEAR ENDED 30 JUNE 2012**

Transport

Account Number	Account Description	2010/11		2011/12
		Original Budget	Forecast Actual	Budget
	<b><i>Plant Purchases</i></b>			
	<b>Operating Expenditure</b>			
1208291	Loss on Asset Disposal	87,500	87,500	79,400
	<b>Total Operating Expenditure</b>	<b>87,500</b>	<b>87,500</b>	<b>79,400</b>
	<b>Operating Revenue</b>			
1208381	Grant - PDC	0	0	0
1208382	BHP Contribution to Plant	0	0	0
1208397	Gain on Asset Disposal	(44,300)	(44,300)	(6,200)
	<b>Total Operating Revenue</b>	<b>(44,300)</b>	<b>(44,300)</b>	<b>(6,200)</b>
	<b>Non Operating Expenditure</b>			
1208440	Heavy Vehicles & Plant	435,000	396,442	0
1208441	Plant & Equipment	57,000	57,533	0
1208443	Light Vehicle Replacement	460,000	479,752	530,000
1208444	P & G Plant and Equipment	0	0	0
1208499	T/F To Plants Reserve	11,700	19,581	12,600
	<b>Total Non Operating Expenditure</b>	<b>963,700</b>	<b>953,308</b>	<b>542,600</b>
	<b>Non Operating Revenue</b>			
1208396	Sale/Trade In - Veh/Plant	(249,000)	(249,000)	(179,800)
	<b>Total Non Operating Revenue</b>	<b>(249,000)</b>	<b>(249,000)</b>	<b>(179,800)</b>
	<b>Total Plant Purchases</b>	<b>757,900</b>	<b>747,508</b>	<b>436,000</b>
	<b><i>Airport Administration</i></b>			
	<b>Operating Expenditure</b>			
1210201	Salaries	464,043	464,043	873,787
1210211	Superannuation Guarantee Levy	41,764	40,864	78,641
1210212	Superannuation	3,686	6,786	8,294
1210213	Protective Clothing	3,500	4,800	3,500
1210215	Fringe Benefits Tax	3,121	3,121	9,392
1210216	Workers Compensation Insurance	6,926	9,150	17,117
1210220	Training and Conferences	17,000	17,000	17,000
1210221	Airport Residence	58,500	58,771	149,500
1210231	Building Insurance	92,530	124,339	168,030
1210234	Building Maintenance	0	0	0
1210236	Western Power Charges	269,100	269,100	282,555
1210237	Water Corporation Charges	28,000	28,000	30,380
1210241	Office Expenses	0	0	0
1210243	Telstra Charges	10,000	8,000	16,600
1210251	Landing Fee Donation	87,550	87,550	87,550
1210252	Grading of Drains	17,000	0	17,000

**TOWN OF PORT HEDLAND**  
**BUDGET**  
**FOR THE YEAR ENDED 30 JUNE 2012**

Transport

Account Number	Account Description	2010/11		2011/12
		Original Budget	Forecast Actual	Budget
1210253	Land Development Costs	0	50,000	100,000
1210254	Airline Arrangements	0	0	0
1210259	Valuation Expenses	0	4,000	10,000
1210261	Legal Expenses	2,000	16,000	15,000
1210265	ASIC Card Expense	6,000	7,000	6,000
1210270	Master Plan	125,000	144,229	120,000
1210271	Solar Power	0	0	0
1210272	Management Plans	46,700	45,859	0
1210277	Public Liability Insurance	36,170	34,200	50,720
1210280	Registration & Flight Data	3,000	5,000	4,000
1210281	Airport Owners Assoc'N Fees	3,500	3,300	6,000
1210291	Loss on Asset Disposal	6,000	6,000	0
1210295	Debtors Written Off	0	3,247	0
1210297	Loan Interest Payments	0	0	98,749
1210299	Admin Costs Distributed	416,947	204,733	650,763
	<b>Total Operating Expenditure</b>	<b>1,748,037</b>	<b>1,645,092</b>	<b>2,820,579</b>
	<b>Operating Revenue</b>			
1210324	Landing Charges	(2,600,000)	(2,660,000)	(2,900,000)
1210325	Passenger Service Charges	(5,170,000)	(6,345,000)	(6,700,000)
1210326	Lease Income	(644,000)	(700,000)	(220,237)
1210328	Common User Check In Fees	(54,096)	(54,096)	(65,000)
1210329	Licence Fees	0	0	(5,431)
1210330	Concessions	0	0	(653,256)
1210331	Reimbursement - Motor Vehicle	(1,560)	0	0
1210333	Reimb - Water Corp Charges	(4,500)	(5,000)	(5,500)
1210334	Short Term Paid Parking Fees	0	0	(238,636)
1210335	Long Term Paid Parking Fees	0	0	(630,682)
1210336	Lost & Damaged Tickets - Paid Parking Fees	0	0	(200)
1210350	Terminal Advertising	(25,000)	(25,000)	(25,000)
1210352	Other Sundry Income	(8,000)	(10,000)	(10,000)
1210365	ASIC Card Income	(8,000)	(8,500)	(9,000)
1210392	Government Grants - RADS	(811,290)	(811,290)	(805,860)
1210399	Gain on Asset Disposal	(16,400)	(16,400)	(11,700)
	<b>Total Operating Revenue</b>	<b>(9,342,846)</b>	<b>(10,635,286)</b>	<b>(12,280,502)</b>
	<b>Non Operating Expenditure</b>			
1210401	Solar Lighting	0	882	0
1210402	Parking	250,000	718,810	1,285,000
1210403	Depot Development	0	20,367	0
1210404	Land Development	0	25,000	0
1210405	Flight Information Display System	0	74,555	0

**TOWN OF PORT HEDLAND**  
**BUDGET**  
**FOR THE YEAR ENDED 30 JUNE 2012**

Transport

Account Number	Account Description	2010/11		2011/12
		Original Budget	Forecast Actual	Budget
1210406	International Baggage Carousel	0	0	0
1210407	Common User Check In Facilities	250,000	0	0
1210408	Taxiway Extension	1,622,580	2,672,580	1,491,720
1210410	Terminal Extensions	400,000	425,000	0
1210420	Upgrade Communications	0	0	140,000
1210425	Airport Housing Development	0	0	225,000
1210440	Plant & Equipment	90,000	87,811	310,000
1210451	Building Upgrades	0	32,548	628,000
1210452	Furniture & Equipment	0	0	0
1210453	Airport Infrastructure	0	26,736	0
1210454	Main Apron Extension	200,000	0	350,000
1210455	Main Apron Strengthening	600,000	0	800,000
1210456	Airport Reseals	30,000	33,060	0
1210457	Airport Entry Feature	50,000	0	50,000
1210466	Airport Landside Lighting	0	0	0
1210471	Hire Car Development	0	0	200,000
1210472	Sewerage Upgrades	0	0	10,000
1210473	Electrical Upgrades	521,964	25,960	30,000
1210474	Airport Aircon Upgrade	0	0	0
1210475	PAPI Upgrade	0	0	0
1210481	Airport Development	0	0	2,000,000
1210482	Hangar Development	0	0	16,500
1210483	CCTV Network	0	0	1,300,000
1210496	Loan Principal Payments	0	0	38,195
1210498	T/F To AP Capital Reserve	4,195,659	5,554,229	5,661,407
	<b>Total Non Operating Expenditure</b>	<b>8,210,203</b>	<b>9,697,538</b>	<b>14,535,822</b>
	<b>Non Operating Revenue</b>			
1210389	T/F from Loan Funds	0	0	(200,000)
1210397	Sale / Trade In - Veh/Plant	(58,000)	(58,000)	(20,000)
1210398	T/F From Ap Capital Works Res	(3,956,544)	(4,085,309)	(8,654,415)
	<b>Total Non Operating Revenue</b>	<b>(4,014,544)</b>	<b>(4,143,309)</b>	<b>(8,874,415)</b>
	<b>Total Airport Administration</b>	<b>(3,399,150)</b>	<b>(3,435,965)</b>	<b>(3,798,517)</b>
	<b>Airport Maintenance</b>			
	<b>Operating Expenditure</b>			
1211249	Conveyor Maintenance	0	128,000	104,110
1211250	Building Terminal	100,000	100,000	100,000
1211251	Airconditioning Terminal	30,000	65,000	65,000
1211252	Plumbing	20,000	33,000	35,000
1211254	Electrical Repairs Terminal	40,000	65,000	65,000
1211258	Street Lighting	0	0	12,420

**TOWN OF PORT HEDLAND**  
**BUDGET**  
**FOR THE YEAR ENDED 30 JUNE 2012**

Transport

Account Number	Account Description	2010/11		2011/12
		Original Budget	Forecast Actual	Budget
1211259	Fire Appliances	62,780	62,780	62,780
1211262	Cleaning	140,000	150,753	82,800
1211263	Landscaping/Gardening	30,000	20,000	20,000
1211264	Depot Supplies	76,000	76,000	76,000
1211267	Markers & Markings	0	0	26,910
1211268	Security	5,000	5,000	5,000
1211275	Electrical Repairs Airside	70,000	70,000	70,000
1211276	Plant Hire	2,000	2,000	2,000
1211277	Incinerator Expenses	3,500	3,500	5,000
1211278	Inspections	30,000	30,000	50,715
1211282	Public Relations / Promotion	100,000	21,300	50,000
1211286	Airside Maintenance	0	0	16,950
1211287	Landside Maintenance	0	0	10,350
1211290	Depreciation On Assets	830,370	830,370	1,073,896
	<b>Total Operating Expenditure</b>	<b>1,539,650</b>	<b>1,662,703</b>	<b>1,933,931</b>
	<b>Total Airport Maintenance</b>	<b>1,539,650</b>	<b>1,662,703</b>	<b>1,933,931</b>
	<i><b>Airport Plant Operating</b></i>			
	<b>Operating Expenditure</b>			
1212250	VEL027 - Airport Manager Vehicle	4,500	3,000	3,500
1212251	VEL028 - ARO - Toyota Hilux Ute	4,500	10,000	10,500
1212252	VEH001 - Mitsubishi Tip Truck	4,500	500	3,500
1212257	VEH002 - 9Jx 622 Dulevo Roadsweeper	0	0	0
1212270	VEH003 - 8Gz 387 Kubota Tractor	2,000	2,000	2,000
1212271	VEH004 - Case Loader	0	0	0
1212272	Hino Truck Mobile Stairs	3,000	4,500	3,000
1212276	Fuel & Oil	30,000	30,000	30,000
1212279	Small Equipment Maintenance	6,000	11,000	7,000
	<b>Total Operating Expenditure</b>	<b>54,500</b>	<b>61,000</b>	<b>59,500</b>
	<b>Total Airport Plant Operating</b>	<b>54,500</b>	<b>61,000</b>	<b>59,500</b>

**TOWN OF PORT HEDLAND  
BUDGET  
FOR THE YEAR ENDED 30 JUNE 2012**

**Transport**

Account Number	Account Description	2010/11		2011/12
		Original Budget	Forecast Actual	Budget
	<b>Airport Café</b>			
	<b>Operating Expenditure</b>			
1213201	Salaries	0	0	0
1213211	Super Guarantee	0	0	0
1213261	Administration	0	0	0
1213263	Café Purchases	0	0	0
1213264	Bar Purchases	0	0	0
1213265	Training and Conferences	0	0	0
1213266	Utilities	0	0	0
1213267	Cleaning	0	0	0
1213299	Admin Costs Distributed	0	0	0
	<b>Total Operating Expenditure</b>	<b>0</b>	<b>0</b>	<b>0</b>
	<b>Operating Revenue</b>			
1213350	Sales Café	0	0	0
1213351	Sales Bar	0	0	0
1213353	Lease Income	(71,838)	(92,738)	(51,783)
	<b>Total Operating Revenue</b>	<b>(71,838)</b>	<b>(92,738)</b>	<b>(51,783)</b>
	<b>Non Operating Expenditure</b>			
1213420	Furniture & Equipment	0	0	0
	<b>Total Non Operating Expenditure</b>	<b>0</b>	<b>0</b>	<b>0</b>
	<b>Total Airport Café</b>	<b>(71,838)</b>	<b>(92,738)</b>	<b>(51,783)</b>

**TOWN OF PORT HEDLAND**  
**BUDGET**  
**FOR THE YEAR ENDED 30 JUNE 2012**

Economic Services

Account Number	Account Description	2010/11		2011/12
		Original Budget	Forecast Actual	Budget
	<b>Summary</b>			
	<b>Operating Expenditure</b>			
	Tourism & Area Promotion	321,585	216,273	116,909
	Building Control	747,970	819,863	899,543
	Economic Development	891,325	743,112	805,641
	<b>Total Operating Expenditure</b>	<b>1,960,880</b>	<b>1,779,248</b>	<b>1,822,093</b>
	<b>Operating Revenue</b>			
	Tourism & Area Promotion	0	0	0
	Building Control	(870,200)	(1,058,422)	(1,302,000)
	Other Economic Services	(10,049,855)	(10,163,855)	(9,606,066)
	Economic Development	(185,730)	(196,503)	(17,077)
	<b>Total Operating Revenue</b>	<b>(11,105,785)</b>	<b>(11,418,780)</b>	<b>(10,925,143)</b>
	<b>Non Operating Expenditure</b>			
	Tourism & Area Promotion	4,228	10,491	4,476
	Building Control	3,500	6,032	4,000
	Other Economic Services	9,735,480	10,529,517	9,267,822
	Economic Development	0	107,099	0
	<b>Total Non Operating Expenditure</b>	<b>9,743,208</b>	<b>10,653,139</b>	<b>9,276,298</b>
	<b>Non Operating Revenue</b>			
	Economic Development	0	0	0
	Tourism & Area Promotion	0	(120,000)	0
	<b>Total Non Operating Revenue</b>	<b>0</b>	<b>(120,000)</b>	<b>0</b>
	<b>Total Economic Services</b>	<b>598,303</b>	<b>893,607</b>	<b>173,248</b>
	<i><b>Tourism &amp; Area Promotion</b></i>			
	<b>Operating Expenditure</b>			
1301231	Building Insurance	2,040	2,982	3,670
1301234	Building Maintenance	4,500	4,500	5,000
1301263	Visitor Centre Subsidy	180,000	165,000	75,000
1301264	Boodarie Bowls Tournament	19,100	0	0
1301280	Tourism Plan	60,000	0	0

**TOWN OF PORT HEDLAND**  
**BUDGET**  
**FOR THE YEAR ENDED 30 JUNE 2012**

Economic Services

Account Number	Account Description	2010/11		2011/12
		Original Budget	Forecast Actual	Budget
1301290	Depreciation On Assets	11,549	11,549	13,405
1301297	Loan 116 Interest Repayments	4,278	4,278	4,030
1301299	Admin Costs Distributed	40,119	27,965	15,804
	<b>Total Operating Expenditure</b>	<b>321,585</b>	<b>216,273</b>	<b>116,909</b>
	<b>Operating Revenue</b>			
1301324	Commercial Leases	0	0	0
1301325	Rental Visitors Centre	0	0	0
	<b>Total Operating Revenue</b>	<b>0</b>	<b>0</b>	<b>0</b>
	<b>Non Operating Expenditure</b>			
1301498	Principal On Loan	4,228	4,228	4,476
1301413	Caravan Park Extension	0	3,983	0
1301414	Town Entry Statement	0	2,280	0
	<b>Total Non Operating Expenditure</b>	<b>4,228</b>	<b>10,491</b>	<b>4,476</b>
	<b>Non Operating Revenue</b>			
1301398	T/F from Community Facilities Reserve	0	(120,000)	0
	<b>Total Non Operating Revenue</b>	<b>0</b>	<b>(120,000)</b>	<b>0</b>
	<b>Total Tourism &amp; Area Promotion</b>	<b>325,813</b>	<b>106,764</b>	<b>121,385</b>
	<b><i>Building Control</i></b>			
	<b>Operating Expenditure</b>			
1302201	Salaries	543,088	559,409	632,684
1302211	Superannuation Guarantee Levy	48,878	54,397	56,942
1302212	Superannuation	11,468	12,468	20,873
1302213	Protective Clothing	1,500	1,500	1,500
1302215	Fringe Benefits Tax	3,641	3,641	5,479
1302216	Workers Compensation Insurance	8,081	9,150	9,985
1302220	Staff Training	0	0	0
1302241	Office Expenses	0	500	500
1302243	Telstra Charges	3,000	3,500	3,500
1302256	Publications	6,000	5,000	5,000
1302261	Engineer Advice + Legal	1,800	3,000	3,000
1302262	Contract- Building Surveyors	0	20,000	0
1302270	BMO Vehicle Operation	4,500	17,900	17,900
1302271	VEL029 - BS Vehicle Operation	4,500	3,500	3,500
1302272	VEL030 - MBS Vehicle Operation	4,500	3,500	3,500



**TOWN OF PORT HEDLAND**  
**BUDGET**  
**FOR THE YEAR ENDED 30 JUNE 2012**

Economic Services

Account Number	Account Description	2010/11		2011/12
		Original Budget	Forecast Actual	Budget
1302273	VEL031 - BMO Vehicle Operation	4,500	3,500	3,500
1302290	Depreciation On Assets	9,203	9,203	10,080
1302299	Admin Costs Distributed	93,311	109,695	121,601
	<b>Total Operating Expenditure</b>	<b>747,970</b>	<b>819,863</b>	<b>899,543</b>
	<b>Operating Revenue</b>			
1302324	Licences - Building	(800,000)	(1,010,000)	(1,200,000)
1302325	Licences - Signs	(500)	(500)	(500)
1302326	Licences - Stratas	(7,200)	(4,000)	(4,000)
1302327	Swimming Pool Inspection Levy	(8,500)	(8,362)	(8,500)
1302331	Private Vehicle Use Reimb.	0	(1,560)	0
1302333	Builders Rego.Board Commission	(2,000)	(2,000)	(2,000)
1302341	Building Fees	(50,000)	(30,000)	(85,000)
1302343	BCITF Levy Commission	(2,000)	(2,000)	(2,000)
	<b>Total Operating Revenue</b>	<b>(870,200)</b>	<b>(1,058,422)</b>	<b>(1,302,000)</b>
	<b>Non Operating Expenditure</b>			
1302499	T/F to Civic Building/ Infrastructure Reserve	3,500	6,032	4,000
	<b>Total Non Operating Expenditure</b>	<b>3,500</b>	<b>6,032</b>	<b>4,000</b>
	<b>Total Building Control</b>	<b>(118,731)</b>	<b>(232,527)</b>	<b>(398,457)</b>
	<b>Other Economic Services</b>			
	<b>Operating Revenue</b>			
1303351	Contribution - BHP	(8,000,000)	(8,000,000)	(8,000,000)
1303355	Contribution - Newcrest	(100,000)	(100,000)	(100,000)
1303357	Lease Income	(1,949,855)	(2,063,855)	(1,506,066)
1303358	Grant - Royalties for Regions	0	0	0
	<b>Total Operating Revenue</b>	<b>(10,049,855)</b>	<b>(10,163,855)</b>	<b>(9,606,066)</b>
	<b>Non Operating Expenditure</b>			
1301499	T/F to Community Facilities Reserve	1,169,680	866,354	919,322
1303496	T/F to Reserve - Royalties for Regions	0	686,336	35,600
1303497	T/F to Reserve - Newcrest	100,300	100,369	104,600
1303498	T/F to Reserve - BHP	8,465,500	8,876,458	8,208,300
	<b>Total Non Operating Expenditure</b>	<b>9,735,480</b>	<b>10,529,517</b>	<b>9,267,822</b>
	<b>Total Other Economic Services</b>	<b>(314,375)</b>	<b>365,662</b>	<b>(338,244)</b>

**TOWN OF PORT HEDLAND**  
**BUDGET**  
**FOR THE YEAR ENDED 30 JUNE 2012**

Economic Services

Account Number	Account Description	2010/11		2011/12
		Original Budget	Forecast Actual	Budget
	<b><i>Economic Development</i></b>			
	<b>Operating Expenditure</b>			
1303235	Cattle Yard Maintenance	0	4,500	4,500
1304201	Salaries	331,932	316,932	415,777
1304211	Superannuation Guarantee Levy	29,874	29,874	37,420
1304212	Superannuation	0	1,940	0
1304215	Fringe Benefits Tax	2,081	2,081	3,131
1304216	Workers Compensation Insurance	4,618	3,050	5,706
1304241	Other Office Expenses	1,000	1,646	1,000
1304243	Telephone	2,800	(0)	4,100
1304250	Land Development Costs	0	0	110,000
1304251	State Land Development Costs - BHP	0	25,242	0
1304252	Developer Attraction Initiatives	0	0	6,600
1304253	Growth Model	100,000	(0)	0
1304255	Regional Priority Review	100,000	99,909	0
1304260	Economic Development Projects	175,000	140,000	105,000
1304270	Vehicle Operation	7,875	3,000	3,500
1304299	Admin Costs Distributed	136,146	114,939	108,907
	<b>Total Operating Expenditure</b>	<b>891,325</b>	<b>743,112</b>	<b>805,641</b>
	<b>Operating Revenue</b>			
1006338	BHP Staffing Agreement	0	0	0
1303324	Cattle Yard Lease	(12,000)	(16,500)	(15,517)
1304338	Reimburse Vehicle	(2,730)	(2,730)	(1,560)
1304350	Eco. Dev. Projects - Contributions	0	(77,273)	0
1304351	Economic Development Advice	(1,000)	0	0
1304352	Growth Model Contributions	(70,000)	0	0
1304353	Contribution - PDC	(100,000)	(100,000)	0
	<b>Total Operating Revenue</b>	<b>(185,730)</b>	<b>(196,503)</b>	<b>(17,077)</b>

**TOWN OF PORT HEDLAND  
BUDGET  
FOR THE YEAR ENDED 30 JUNE 2012**

**Economic Services**

Account Number	Account Description	2010/11		2011/12
		Original Budget	Forecast Actual	Budget
	<b>Non Operating Expenditure</b>			
1304404	Land Development	0	103,964	0
1304405	State Land Development Costs - BHP	0	3,135	0
	<b>Total Non Operating Expenditure</b>	<b>0</b>	<b>107,099</b>	<b>0</b>
	<b>Non Operating Revenue</b>			
1303399	T/F from Cattleyards Reserve	0	0	0
	<b>Total Non Operating Revenue</b>	<b>0</b>	<b>0</b>	<b>0</b>
	<b>Total Economic Development</b>	<b>705,595</b>	<b>653,708</b>	<b>788,564</b>

**TOWN OF PORT HEDLAND**  
**BUDGET**  
**FOR THE YEAR ENDED 30 JUNE 2012**

**Other Property & Services**

Account Number	Account Description	2010/11		2011/12
		Original Budget	Forecast Actual	Budget
	<b>Summary</b>			
	<b>Operating Expenditure</b>			
	Private Works	60,000	2,000	60,000
	Public Works Overheads - Engineering	138,330	138,330	138,277
	Plant Operating Costs	30,000	30,000	30,000
	Salaries & Wages	5,000	21,006	5,000
	Other Unclassified	163,020	263,570	187,690
	<b>Total Operating Expenditure</b>	<b>396,350</b>	<b>454,906</b>	<b>420,967</b>
	<b>Operating Revenue</b>			
	Private Works	(25,000)	(13,596)	(25,000)
	Public Works Overheads - Engineering	(138,330)	(138,330)	(138,330)
	Plant Operating Costs	(30,000)	(30,000)	(30,000)
	Salaries & Wages	(12,000)	(28,006)	(12,000)
	Other Unclassified	(50,000)	(67,058)	(70,000)
	<b>Total Operating Revenue</b>	<b>(255,330)</b>	<b>(276,990)</b>	<b>(275,330)</b>
	<b>Non Operating Expenditure</b>			
	Public Works Overheads - Engineering	0	0	0
	Other Unclassified	0	0	0
	<b>Non Operating Expenditure</b>	<b>0</b>	<b>0</b>	<b>0</b>
	<b>Non Operating Revenue</b>			
	Other Unclassified	0	0	0
	<b>Total Non Operating Revenue</b>	<b>0</b>	<b>0</b>	<b>0</b>
	<b>Total Other Properties &amp; Services</b>	<b>141,020</b>	<b>177,916</b>	<b>145,637</b>
	<i>Private Works</i>			
	<b>Operating Expenditure</b>			
1401265	Private Works - Various	10,000	2,000	10,000
1401275	Stand Pipe - WaterCorp Charges	50,000	0	50,000
	<b>Total Operating Expenditure</b>	<b>60,000</b>	<b>2,000</b>	<b>60,000</b>

**TOWN OF PORT HEDLAND**  
**BUDGET**  
**FOR THE YEAR ENDED 30 JUNE 2012**

**Other Property & Services**

Account Number	Account Description	2010/11		2011/12
		Original Budget	Forecast Actual	Budget
	<b>Operating Revenue</b>			
1401324	Reimbursement - Private Works	(25,000)	(12,000)	(25,000)
1401375	Reimbursements - Stand Pipe	0	(1,596)	0
	<b>Total Operating Revenue</b>	<b>(25,000)</b>	<b>(13,596)</b>	<b>(25,000)</b>
	<b>Total Private Works</b>	<b>35,000</b>	<b>(11,596)</b>	<b>35,000</b>
	<i><b>Public Works Overheads - Engineering</b></i>			
	<b>Operating Expenditure</b>			
1402201	Salaries	763,953	683,953	880,602
1402202	Long Service Leave	25,000	25,000	25,000
1402206	Depot Staff Meetings	11,808	11,808	11,808
1402207	Annual Leave	239,000	239,000	239,000
1402208	Sick Pay	95,756	95,756	95,756
1402209	Public Holidays	105,836	105,836	105,836
1402211	Superannuation Guarantee Levy	250,000	250,000	250,000
1402212	Superannuation	60,000	45,000	60,000
1402275	Lease Vehicles	0	0	0
1404000	Mowers/ Edgers Op Costs	8,000	15,000	8,000
1404245	Protective Equipment	0	0	0
1404270	VEL036 - Supervisor P&G Vehicle	4,500	4,500	4,500
1404271	VEL038 - Engineering Services Vehicle Op	4,500	4,500	4,500
1402213	Es Protective Clothing/Uniform	40,000	40,000	40,000
1402215	Fringe Benefits Tax	30,170	30,170	45,397
1402216	Workers Comp Insurance Owf	66,954	66,954	82,734
1402220	Staff Training	0	0	0
1402226	Port Hedland Allowance-Oswf	623,800	523,800	623,800
1402232	Es Office Lease & Cleaning	15,000	19,381	15,000
1402243	Telstra Charges	5,900	10,000	7,800
1402244	Es Stationery & Copier Charges	600	0	600
1402249	Es Advertising	8,000	3,000	8,000
1402250	Stock for Depot Workshop	30,000	35,000	0
1402270	VEL032 - ETO Vehicle Operation	4,500	3,500	4,500
1402272	VEL034 - WM Vehicle Operation	4,500	5,500	4,500
1402273	VEL035 - Works Supervisor Veh Op	4,500	4,500	4,500
1402276	VEL015 - Technical Officer Vehicle	18,712	7,000	18,712
1402290	Depreciation on Assets	70,390	70,390	44,963
1402299	Admin Costs Distributed	359,383	369,800	408,834
1402551	Less Alloc To Wks & Services	(2,712,431)	(2,531,017)	(2,856,065)
	<b>Total Operating Expenditure</b>	<b>138,330</b>	<b>138,330</b>	<b>138,277</b>

**TOWN OF PORT HEDLAND**  
**BUDGET**  
**FOR THE YEAR ENDED 30 JUNE 2012**

**Other Property & Services**

Account Number	Account Description	2010/11		2011/12
		Original Budget	Forecast Actual	Budget
	<b>Operating Revenue</b>			
1402321	Supervision - Classic Collection	(10,370)	(10,370)	(10,370)
1402323	Supervision - Premium Collection	(45,000)	(45,000)	(45,000)
1402325	Supervision & Tech Services - Landfill	(82,960)	(82,960)	(82,960)
	<b>Total Operating Revenue</b>	<b>(138,330)</b>	<b>(138,330)</b>	<b>(138,330)</b>
	<b>Total Public Works Overhead - Engineering</b>	<b>(0)</b>	<b>(0)</b>	<b>(53)</b>
	 <i>Plant Operating Costs</i>			
	<b>Operating Expenditure</b>			
1403201	Mechanic Wages	244,021	160,000	298,444
1403213	P&G Protective Clothing	0	0	0
1403275	Repairs & Parts	250,000	250,000	250,000
1403277	Workshop Oil,Grease & Gas	30,000	35,000	30,000
1403278	Tyres & Batteries	47,000	47,000	47,000
1403279	Insurance Premiums	113,040	113,040	90,510
1403280	Vehicle Licences	5,500	5,500	5,500
1403282	Workshop Operating Costs	65,000	65,000	65,000
1403283	Spm'S Replacement Tools	5,000	5,000	5,000
1403285	Fuel - Diesel & Unleaded	200,000	200,000	200,000
1403286	Plant Operating Costs	30,000	30,000	30,000
1403290	Depreciation on Assets	276,286	276,286	588,403
1403555	Less Allocations To Works	(959,561)	(880,540)	(991,454)
1403556	Vehicle Dep'N Recovery - Works	(276,286)	(276,286)	(588,403)
	<b>Total Operating Expenditure</b>	<b>30,000</b>	<b>30,000</b>	<b>30,000</b>
	 <b>Operating Revenue</b>			
1403350	Diesel Fuel Rebate Scheme	(30,000)	(30,000)	(30,000)
	<b>Total Operating Revenue</b>	<b>(30,000)</b>	<b>(30,000)</b>	<b>(30,000)</b>
	<b>Total Plant Operating Costs</b>	<b>0</b>	<b>0</b>	<b>0</b>

**TOWN OF PORT HEDLAND**  
**BUDGET**  
**FOR THE YEAR ENDED 30 JUNE 2012**

**Other Property & Services**

Account Number	Account Description	2010/11		2011/12
		Original Budget	Forecast Actual	Budget
	<b>Salaries &amp; Wages</b>			
	<b>Operating Expenditure</b>			
1406000	Gross Salaries	12,703,400	12,303,400	15,065,057
1406001	Less Salaries & Wages Alloc	(12,703,400)	(12,303,400)	(15,065,057)
1406002	Workers Compensation Payments	5,000	5,000	5,000
1406007	Salary Sacrificed Items Payments	0	16,006	0
	<b>Total Operating Expenditure</b>	<b>5,000</b>	<b>21,006</b>	<b>5,000</b>
	<b>Operating Revenue</b>			
1406004	Reimbursement - Workers Comp	(10,000)	(10,000)	(10,000)
1406006	Reimbursement - Jury Duty	(2,000)	(2,000)	(2,000)
1406008	Reimburse - Salary Sacrifice Items	0	(16,006)	0
	<b>Total Operating Revenue</b>	<b>(12,000)</b>	<b>(28,006)</b>	<b>(12,000)</b>
	<b>Total Salaries &amp; Wages</b>	<b>(7,000)</b>	<b>(7,000)</b>	<b>(7,000)</b>
	<b>Other Unclassified</b>			
	<b>Operating Expenditure</b>			
1407276	Misc Expenditure Recoupable	5,000	5,000	5,000
1407278	Monetary Risks	1,870	1,780	1,980
1407279	Public Liability Insurance	156,150	251,790	170,710
1407282	Vandalism Damage Unclaimable	0	5,000	10,000
	<b>Total Operating Expenditure</b>	<b>163,020</b>	<b>263,570</b>	<b>187,690</b>
	<b>Operating Revenue</b>			
1407332	Engineering Supervision Reimb	(50,000)	(50,000)	(50,000)
1407333	Reimbursement Of Claims	0	(17,058)	(20,000)
1407336	Misc Expenditure Recouped	0	0	0
1407337	Port Hedland Enhancement Contributn	0	0	0
	<b>Total Operating Revenue</b>	<b>(50,000)</b>	<b>(67,058)</b>	<b>(70,000)</b>
	<b>Total Other Unclassified</b>	<b>113,020</b>	<b>196,512</b>	<b>117,690</b>



# **TOWN OF PORT HEDLAND**

## **SUPPLEMENTARY INFORMATION**

**FOR THE YEAR ENDED**

**30 JUNE 2012**

**2011-12 BUDGET**



**TOWN OF PORT HEDLAND**  
**BUDGET**  
**FOR THE YEAR ENDED 30 JUNE 2012**

<b>FIVE YEAR PROGRAM NET COST TO COUNCIL</b>										
<b>PROGRAM</b>	<b>2011-12</b>		<b>2012-13</b>		<b>2013-14</b>		<b>2014-15</b>		<b>2015-16</b>	<b>TOTAL</b>
	<b>Original</b>	<b>Revised</b>	<b>Original</b>	<b>Revised</b>	<b>Original</b>	<b>Revised</b>	<b>Original</b>	<b>Revised</b>	<b>New</b>	<b>2011-16</b>
<b>INFRASTRUCTURE PLANS</b>										
Footpath Construction	447,000	0	453,000	250,000	450,000	300,000	450,000	300,000	300,000	<b>1,150,000</b>
Road Construction	547,512	590,248	420,845	540,512	95,845	272,845	55,845	153,845	312,845	<b>1,870,295</b>
Drainage Construction	350,000	200,000	350,000	760,000	350,000	505,000	150,000	525,000	530,000	<b>2,520,000</b>
Walkway Lighting	250,000	50,000	250,000	250,000	250,000	250,000	250,000	250,000	250,000	<b>1,050,000</b>
Reseal Program	500,000	500,000	500,000	500,000	500,000	500,000	500,000	500,000	500,000	<b>2,500,000</b>
Kerbing Construction	282,461	0	296,584	150,000	311,413	100,000	326,984	100,000	100,000	<b>450,000</b>
Landfill Infrastructure	1,000,000	680,000	0	1,000,000	0	1,000,000	0	1,000,000	1,000,000	<b>4,680,000</b>
Airport Capital	0	4,535,860	0	2,940,000	0	2,659,000	0	5,050,000	12,000,000	<b>27,184,860</b>
<b>Sub-Total Infrastructure Plans</b>	<b>3,376,973</b>	<b>6,556,108</b>	<b>2,270,429</b>	<b>6,390,512</b>	<b>1,957,258</b>	<b>5,586,845</b>	<b>1,732,829</b>	<b>7,878,845</b>	<b>14,992,845</b>	<b>41,405,155</b>
<b>NON-INFRASTRUCTURE PLANS</b>										
Building Refurbishment Program	933,631	476,700	661,849	1,154,000	363,715	303,000	353,432	253,500	373,000	<b>2,560,200</b>
Light Vehicle Replacement Program	306,000	407,700	254,000	298,400	289,000	356,000	308,000	432,000	336,000	<b>1,830,100</b>
Heavy Plant Replacement Program	650,000	285,000	445,000	1,575,000	250,000	390,000	800,000	250,000	0	<b>2,500,000</b>
Playground Equipment	100,000	50,000	100,000	0	100,000	0	100,000	0	100,000	<b>150,000</b>
<b>Sub-Total for Non-Infrastructure Plans</b>	<b>1,989,631</b>	<b>1,219,400</b>	<b>1,460,849</b>	<b>3,027,400</b>	<b>1,002,715</b>	<b>1,049,000</b>	<b>1,561,432</b>	<b>935,500</b>	<b>809,000</b>	<b>7,040,300</b>
<b>MAINTENANCE &amp; OPERATIONAL PLANS</b>										
Building Maintenance Program	17,500	69,000	16,000	79,000	24,000	79,000	24,000	87,000	142,000	<b>456,000</b>
Airport Maintenance	70,898	231,805	73,379	237,044	75,947	148,763	78,605	154,172	159,568	<b>931,351</b>
Kerbing Maintenance* - current costs about \$30,000/km	50,000	52,500	50,000	55,125	50,000	57,881	52,500	60,775	55,125	<b>281,407</b>
Street Cleaning*	303,188	303,188	318,347	318,347	334,265	334,265	350,978	350,978	368,527	<b>1,675,305</b>
Road Shoulder Maintenance*	89,137	89,137	93,594	93,594	98,274	98,274	103,187	103,187	108,347	<b>492,538</b>
Roads General Maintenance*	318,347	318,347	334,264	334,264	350,978	350,978	368,526	368,526	386,953	<b>1,759,068</b>
Footpath Maintenance*	165,375	80,000	173,644	173,644	182,326	182,326	191,442	191,442	201,014	<b>828,426</b>
Drainage Maintenance*	173,644	173,644	182,326	182,326	191,443	191,443	201,015	201,015	211,065	<b>959,493</b>
Unsealed Roads Maintenance*	132,300	132,300	138,915	138,915	145,861	145,861	153,154	153,154	160,811	<b>731,041</b>
<b>Sub-Total for Maintenance &amp; Operational Plans</b>	<b>1,320,389</b>	<b>1,449,921</b>	<b>1,380,469</b>	<b>1,612,259</b>	<b>1,453,092</b>	<b>1,588,789</b>	<b>1,523,408</b>	<b>1,670,249</b>	<b>1,793,410</b>	<b>8,114,629</b>
<b>TOTAL FIVE YEAR PLANS</b>	<b>6,686,992</b>	<b>9,225,429</b>	<b>5,111,747</b>	<b>11,030,171</b>	<b>4,413,065</b>	<b>8,224,634</b>	<b>4,817,668</b>	<b>10,484,594</b>	<b>17,595,255</b>	<b>56,560,084</b>

\* 2012-13 onwards has incorporated a 5% increase in anticipated costs