



TOWN OF PORT HEDLAND

ADOPTED BUDGET

FOR THE YEAR ENDED

30 JUNE 2011

2010-11 BUDGET



TOWN OF PORT HEDLAND

BUDGET

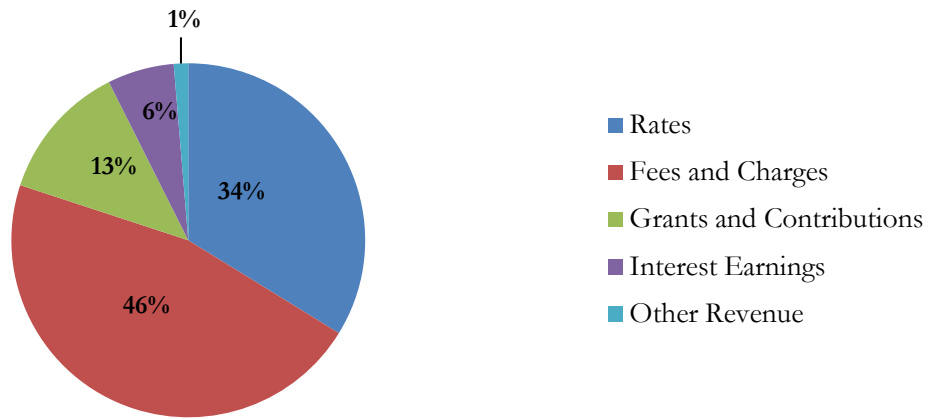
FOR THE YEAR ENDED 30 JUNE 2011

TABLE OF CONTENTS

ITEM	PAGE No.
Budget at a Glance	3
Income Statement By Nature or Type	4
Income Statement By Program	5
Cash Flow Statement	6
Rate Setting Statement	7
Notes to and Forming Part of the Budget	8 to 38
Fees & Charges	39 to 54
Detailed Budget by Function	
Summary	55
General Purpose Funding	56 to 57
Governance	58 to 62
Law, Order and Public Safety	63 to 67
Health	68 to 70
Education and Welfare	71 to 75
Housing	76 to 78
Community Amenities	79 to 86
Recreation and Culture	87 to 102
Transport	103 to 112
Economic Services	113 to 116
Other Property and Services	117 to 120
Management Budget	
5 Year Plan - Summary	A1

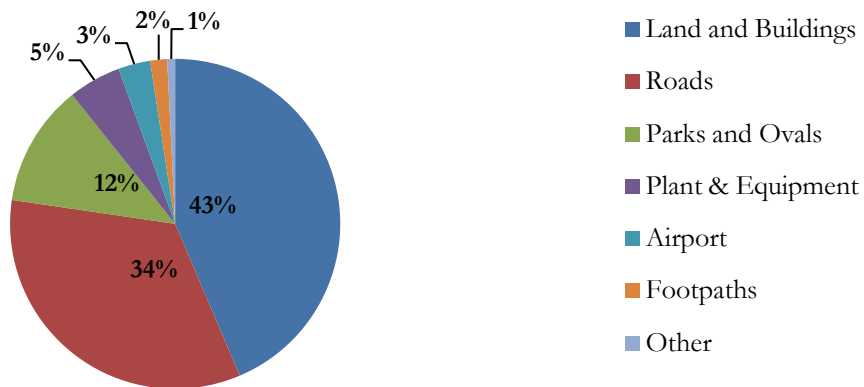
BUDGET AT A GLANCE

How are the funds raised?

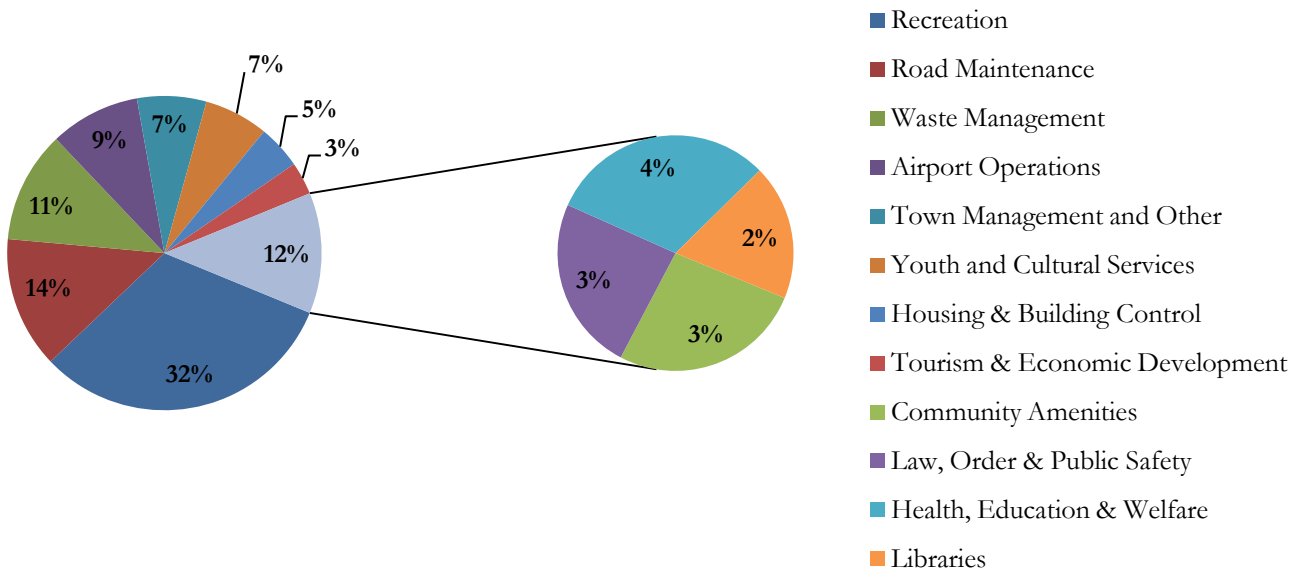


How is the money spent?

Capital Expenditure



Operating Expenditure



TOWN OF PORT HEDLAND
INCOME STATEMENT
BY NATURE OR TYPE
FOR THE YEAR ENDED 30 JUNE 2011

	NOTE	2010/11 Budget \$	2009/10 Actual \$	2009/10 Budget \$
REVENUES FROM ORDINARY ACTIVITIES				
Rates	8	13,318,745	11,242,162	11,206,234
Grants and Subsidies		3,394,256	2,544,156	2,871,909
Contributions, Reimbursements and Donations		1,553,091	887,245	1,437,650
Fees and Charges	11	18,226,272	16,701,065	12,885,459
Service Charges	10	0	0	0
Interest Earnings	2(a)	2,397,928	1,914,930	1,920,334
Other Revenue		519,137	384,674	558,407
		<u>39,409,427</u>	<u>33,674,231</u>	<u>30,879,992</u>
EXPENSES FROM ORDINARY ACTIVITIES				
Employee Costs		(13,064,860)	(10,850,008)	(10,971,123)
Materials and Contracts		(10,517,160)	(9,490,409)	(8,783,232)
Utility Charges		(1,293,270)	(1,431,430)	(1,194,209)
Depreciation	2(a)	(4,442,873)	(4,961,030)	(5,001,766)
Interest Expenses	2(a)	(962,202)	(330,989)	(601,409)
Insurance Expenses		(622,760)	(594,870)	(589,550)
Other Expenditure		(5,042,308)	(1,182,065)	(1,128,809)
		<u>(35,945,432)</u>	<u>(28,840,799)</u>	<u>(28,270,098)</u>
		3,463,996	4,833,432	2,609,894
Grants and Subsidies - Non-Operating		31,042,658	6,672,358	28,067,055
Contributions, Reimbursements and Donations - Non-Operating		11,850,000	8,102,200	5,600,000
Profit on Asset Disposals	4	60,700	76,209	76,209
Loss on Asset Disposals	4	(153,400)	(216,573)	(216,573)
NET RESULT		<u><u>46,263,954</u></u>	<u><u>19,467,626</u></u>	<u><u>36,136,585</u></u>

This statement is to be read in conjunction with the accompanying notes.

TOWN OF PORT HEDLAND
INCOME STATEMENT
BY PROGRAM
FOR THE YEAR ENDED 30 JUNE 2011

	NOTE	2010/11 Budget \$	2009/10 Actual \$	2009/10 Budget \$
OPERATING REVENUES (Refer Notes 1,2,8 to 13)				
Governance		45,560	139,810	135,760
General Purpose Funding		18,572,781	15,155,511	15,130,732
Law, Order, Public Safety		204,497	225,708	270,301
Health		68,750	46,448	39,250
Education and Welfare		536,724	326,887	360,803
Housing		272,536	216,500	433,400
Community Amenities		5,835,770	5,444,682	3,619,269
Recreation and Culture		1,981,001	1,178,371	1,886,938
Transport		8,630,694	8,373,299	6,759,100
Economic Services		3,005,785	2,109,471	1,878,000
Other Property and Services		255,330	457,546	391,440
		39,409,428	33,674,232	30,904,992
OPERATING EXPENSES (Refer Notes 1,2 & 14)				
Governance		(1,564,153)	(1,452,675)	(1,298,982)
General Purpose Funding		(374,480)	(411,819)	(310,837)
Law, Order, Public Safety		(1,055,102)	(1,054,207)	(1,012,151)
Health		(481,656)	(403,349)	(407,612)
Education and Welfare		(882,408)	(763,154)	(874,896)
Housing		(501,351)	(457,905)	(377,443)
Community Amenities		(5,256,483)	(4,835,037)	(4,522,984)
Recreation & Culture		(14,100,269)	(9,290,631)	(8,715,441)
Transport		(8,214,376)	(8,326,694)	(9,000,332)
Economic Services		(2,156,602)	(975,603)	(802,709)
Other Property and Services		(396,350)	(538,739)	(345,300)
		(34,983,230)	(28,509,813)	(27,668,687)
BORROWING COSTS EXPENSE (Refer Notes 2 & 5)				
Governance		(4,496)	(6,327)	(6,327)
Law, Order, Public Safety		(18,497)	(20,036)	(20,036)
Education and Welfare		(22,020)	(23,852)	(27,063)
Housing		(372,494)	(182,972)	(287,341)
Community Amenities		(10,804)	(23,887)	(46,290)
Recreation and Culture		(526,709)	(64,975)	(205,413)
Transport		(2,905)	(4,427)	(4,427)
Economic Services		(4,278)	(4,513)	(4,513)
		(962,202)	(330,989)	(601,409)
NON-OPERATING GRANTS, SUBSIDIES AND CONTRIBUTIONS				
Law, Order, Public Safety		400,000	27,200	0
Housing		3,000,000	0	0
Community Amenities		0	0	150,000
Recreation and Culture		7,654,148	3,230,000	3,654,500
Transport		23,738,510	2,767,358	3,547,555
Economic Services		8,100,000	8,750,000	26,290,000
		42,892,658	14,774,558	33,642,055
PROFIT/(LOSS) ON DISPOSAL OF ASSETS (Refer Note 4)				
Community Amenities		(59,900)	(62,673)	(56,773)
Transport		(32,800)	(77,691)	(83,591)
		(92,700)	(140,364)	(140,364)
NET RESULT		46,263,953	19,467,625	36,136,587

This statement is to be read in conjunction with the accompanying notes.

TOWN OF PORT HEDLAND
CASH FLOW STATEMENT
FOR THE YEAR ENDED 30 JUNE 2011

	NOTE	2010/11 Budget \$	2009/10 Actual \$	2009/10 Budget \$
Cash Flows From Operating Activities				
Receipts				
Rates		13,052,370	11,017,319	10,982,108
Grants and Subsidies - operating		3,394,256	2,544,156	2,871,909
Contributions, Reimbursements & Donations		1,553,091	887,245	1,437,650
Fees and Charges		16,707,416	15,309,309	11,811,671
Service Charges		0	0	0
Interest Earnings		2,397,928	1,914,930	1,920,334
Goods and Services Tax		0	0	0
Other		519,137	384,674	558,407
		<u>37,624,196</u>	<u>32,057,633</u>	<u>29,582,079</u>
Payments				
Employee Costs		12,969,098	10,850,008	10,931,741
Materials and Contracts		9,640,730	8,699,542	8,051,296
Utility Charges		1,138,077	1,378,467	1,150,023
Insurance Expenses		622,760	594,870	589,550
Interest Expenses		962,202	330,989	601,409
Goods and Services Tax		0	0	0
Other		5,042,308	1,182,065	1,128,809
		<u>30,375,175</u>	<u>23,035,940</u>	<u>22,452,828</u>
Net Cash Provided By Operating Activities	15(b)	<u>7,249,021</u>	<u>9,021,693</u>	<u>7,129,251</u>
Cash Flows from Investing Activities				
Payments for Development of Land Held for Resale	3	0	0	0
Payments for Purchase of Property, Plant & Equipment	3	(37,138,870)	(28,723,586)	(36,964,149)
Payments for Construction of Infrastructure Work in Progress	3	(32,463,273)	(12,666,048)	(19,667,946)
Non-Operating Grants, Subsidies and Contributions used for the Development of Assets		42,892,658	14,774,558	33,667,055
Proceeds from Sale of Plant & Equipment	4	357,000	346,136	426,136
Proceeds from Advances		0	0	0
Net Cash Used in Investing Activities		<u>(26,352,484)</u>	<u>(26,268,940)</u>	<u>(22,538,904)</u>
Cash Flows from Financing Activities				
Repayment of Debentures	5	(889,194)	(795,953)	(727,157)
Transfer from Trust - Public Open Space		100,000	0	
Transfer of Self Supporting Loans		0	0	(350,000)
Proceeds from Self Supporting Loans		51,208	107,946	32,900
Proceeds from New Debentures	5	19,878,000	2,150,000	8,830,000
Net Cash Provided By Financing Activities		<u>19,140,015</u>	<u>1,461,993</u>	<u>7,785,743</u>
Net Increase (Decrease) in Cash Held		36,551	(15,785,254)	(7,623,910)
Cash at Beginning of Year		27,407,153	43,192,407	20,354,190
Cash and Cash Equivalents at the End of the Year	15(a)	<u>27,443,705</u>	<u>27,407,153</u>	<u>12,730,280</u>

This statement is to be read in conjunction with the accompanying notes.

TOWN OF PORT HEDLAND
RATE SETTING STATEMENT
FOR THE YEAR ENDED 30 JUNE 2011

	NOTE	2010/11 Budget \$	2009/10 Actual \$	2009/10 Budget \$
REVENUES	1,2			
Governance		45,560	139,810	135,760
General Purpose Funding		5,254,036	3,913,348	3,924,498
Law, Order, Public Safety		604,497	252,908	270,301
Health		68,750	46,448	39,250
Education and Welfare		536,724	326,887	360,103
Housing		3,272,536	216,500	433,400
Community Amenities		5,835,770	5,444,682	3,769,269
Recreation and Culture		9,635,149	4,408,371	5,542,138
Transport		32,429,904	11,216,866	10,382,864
Economic Services		11,105,785	10,859,471	28,183,000
Other Property and Services		255,330	457,546	391,440
		69,044,041	37,282,837	53,432,023
EXPENSES	1,2			
Governance		(1,568,649)	(1,459,002)	(1,305,309)
General Purpose Funding		(374,480)	(411,819)	(310,837)
Law, Order, Public Safety		(1,073,599)	(1,074,243)	(1,032,187)
Health		(481,656)	(403,349)	(407,612)
Education and Welfare		(904,428)	(787,006)	(901,959)
Housing		(873,844)	(640,876)	(664,784)
Community Amenities		(5,327,186)	(4,921,597)	(4,631,947)
Recreation & Culture		(14,626,978)	(9,355,606)	(8,920,854)
Transport		(8,310,781)	(8,485,021)	(9,158,659)
Economic Services		(2,160,880)	(980,116)	(807,222)
Other Property and Services		(396,350)	(538,739)	(345,300)
		(36,098,832)	(29,057,374)	(28,486,670)
Adjustments for Cash Budget Requirements:				
Non-Cash Expenditure and Revenue				
(Profit)/Loss on Asset Disposals	4	92,700	140,364	140,364
Depreciation & Amortisation on Assets	2(a)	4,442,873	4,961,030	5,001,766
Capital Expenditure and Revenue				
Purchase Land and Buildings	3	(34,738,347)	(26,220,642)	(35,916,930)
Purchase Infrastructure Assets - Roads	3	(31,056,566)	(6,913,310)	(9,320,228)
Purchase Infrastructure Assets - Parks	3	(9,522,525)	(8,919,250)	(15,264,704)
Purchase Plant and Equipment	3	(4,110,750)	(3,427,045)	(2,726,500)
Purchase Furniture and Equipment	3	(244,450)	(587,667)	(266,200)
Proceeds from Disposal of Assets	4	357,000	346,136	426,136
Repayment of Debentures	5	(889,194)	(795,953)	(727,157)
Transfer to Self Supporting Loans	5	0	(500,000)	(350,000)
Proceeds from New Debentures		17,175,000	2,703,000	8,830,000
Self-Supporting Loan Principal Income		57,295	33,692	32,900
Transfer from Trust		100,000	470,000	470,000
Transfers to Reserves (Restricted Assets)	6	(15,888,111)	(16,033,268)	(29,088,396)
Transfers from Reserves (Restricted Assets)	6	24,376,617	29,638,173	38,168,216
ADD Estimated Surplus/(Deficit) July 1 B/Fwd	7	4,084,504	9,721,620	4,439,147
LESS Estimated Surplus/(Deficit) June 30 C/Fwd	8	499,999	4,084,504	0
Amount Required to be Raised from Rates		(13,318,745)	(11,242,162)	(11,206,234)

This statement is to be read in conjunction with the accompanying notes.

TOWN OF PORT HEDLAND
NOTES TO AND FORMING PART OF THE BUDGET
FOR THE YEAR ENDED 30 JUNE 2011

1. SIGNIFICANT ACCOUNTING POLICIES

The significant accounting policies which have been adopted in the preparation of this financial report are:

(a) Basis of Accounting

The budget has been prepared in accordance with applicable Australian Accounting Standards (as they apply to local government and not-for-profit entities), other mandatory professional reporting requirements, the Local Government Act 1995 (as amended) and accompanying regulations (as amended). The budget has also been prepared on the accrual basis under the convention of historical cost accounting.

(b) The Local Government Reporting Entity

All Funds through which the Council controls resources to carry on its functions have been included in the financial statements forming part of this budget.

In the process of reporting on the local government as a single unit, all transactions and balances between those funds (for example, loans and transfers between Funds) have been eliminated.

All monies held in the Trust Fund are excluded from the financial statements, but a separate statement of those monies appears at Note 16 to this budget document.

(c) 2009/10 Actual Balances

Balances shown in this budget as 2009/10 Actual are as forecast at the time of budget preparation and are subject to final adjustments.

(d) Rounding Off Figures

All figures shown in this budget, other than a rate in the dollar, are rounded to the nearest dollar.

(e) Rates, Grants, Donations and Other Contributions

Rates, grants, donations and other contributions are recognised as revenues when the local government obtains control over the assets comprising the contributions. Control over assets acquired from rates is obtained at the commencement of the rating period or, where earlier, upon receipt of the rates.

(f) Goods and Services Tax

In accordance with recommended practice, revenues, expenses and assets capitalised are stated net of any GST recoverable. Receivables and payables are stated inclusive of applicable GST.

(g) Cash and Cash Equivalents

Cash and cash equivalents comprise cash at bank and in hand and short-term deposits that are readily convertible to known amounts of cash and which are subject to an insignificant risk of changes in value.

For the purposes of the Cash Flow Statement, cash and cash equivalents consist of cash and cash equivalents as defined above, net of outstanding bank overdrafts. Bank overdrafts are included as short-term borrowings in current liabilities.

(h) Trade and Other Receivables

Trade receivables, which generally have 30 - 90 day terms, are recognised initially at fair value and subsequently measured at amortised cost using the effective interest rate method, less any allowance for uncollectible amounts.

Collectibility of trade receivables is reviewed on an ongoing basis. Debts that are known to be uncollectible are written off when identified. An allowance for doubtful debts is raised when there is objective evidence that they will not be collectible.

TOWN OF PORT HEDLAND
NOTES TO AND FORMING PART OF THE BUDGET
FOR THE YEAR ENDED 30 JUNE 2011

1. SIGNIFICANT ACCOUNTING POLICIES (Continued)

(i) Inventories

General

Inventories are valued at the lower of cost and net realisable value. Net realisable value is the estimated selling price in the ordinary course of business less the estimated costs of completion and the estimated costs necessary to make the sale.

Inventories held from trading are classified as current even if not expected to be realised in the next 12 months.

Land Held for Resale

Land purchased for development and/or resale is valued at the lower of cost and net realisable value. Cost includes the cost of acquisition, development and interest incurred on the financing of that land during its development. Interest and holding charges incurred after development is complete are recognised as expenses.

Revenue arising from the sale of property is recognised in the operating statement as at the time of signing a binding contract of sale.

Land held for resale is classified as current except where it is held as non-current based on Council's intentions to release for sale.

(j) Fixed Assets

Initial Recognition

All assets are initially recognised at cost. Cost is determined as the fair value of the assets given as consideration plus costs incidental to the acquisition. For assets acquired at no cost or for nominal consideration, cost is determined as fair value at the date of acquisition. The cost of non-current assets constructed includes the cost of all materials, direct labour and variable and fixed overheads.

Revaluation

Certain asset classes may be revalued on a regular basis such that the carrying values are not materially different from fair value. For infrastructure and other asset classes where no active market exists, fair value is determined to be the current replacement cost of an asset less, where applicable, accumulated depreciation calculated on a basis to reflect the already consumed or expired future economic benefits.

Those assets carried at a revalued amount, being their fair value at the date of revaluation less any subsequent accumulated depreciation and accumulated impairment losses, are to be revalued with sufficient regularity to ensure the carrying amount does not differ materially from that determined using fair value at reporting date.

Land Under Roads

Land under roads is excluded from infrastructure in accordance with the transitional arrangements available under AASB 1045 and in accordance with legislative requirements.

TOWN OF PORT HEDLAND
NOTES TO AND FORMING PART OF THE BUDGET
FOR THE YEAR ENDED 30 JUNE 2011

1. SIGNIFICANT ACCOUNTING POLICIES (Continued)

(j) Fixed Assets (Continued)

Land Under Roads

In Western Australia, all land under roads is Crown Land, the responsibility for managing which, is vested in the local government.

Effective as at 1 July 2008, Council elected not to recognise any value for land under roads acquired on or before 30 June 2008. This accords with the treatment available in Australian Accounting Standard AASB 1051 Land Under Roads and the fact Local Government (Financial Management) Regulation 16(a)(i) prohibits local governments from recognising such land as an asset.

In respect of land under roads acquired on or after 1 July 2008, as detailed above, Local Government (Financial Management) Regulation 16(a)(i) prohibits local governments from recognising such land as an asset.

Whilst this treatment is inconsistent with the requirements of AASB 1051, Local Government (Financial Management) Regulation 4(2) provides, in the event of such an inconsistency, the Local Government (Financial Management) Regulations prevail.

Consequently, any land under roads acquired on or after 1 July 2008 is not included as an asset of the Council.

(k) Depreciation of Non-Current Assets

All non-current assets having a limited useful life are separately and systematically depreciated over their useful lives in a manner which reflects the consumption of the future economic benefits embodied in those assets. Assets are depreciated from the date of acquisition or, in respect of internally constructed assets, from the time the asset is completed and held ready for use.

Depreciation is recognised on a straight-line basis, using rates which are reviewed each reporting period. Major depreciation periods are:

Buildings	30 to 50 years
Furniture and Equipment	4 to 10 years
Plant and Equipment	5 to 15 years
Sealed roads and streets	
clearing and earthworks	not depreciated
construction/road base	50 years
original surfacing and	
major re-surfacing	
- bituminous seals	20 years
- asphalt surfaces	25 years
Gravel roads	
clearing and earthworks	not depreciated
construction/road base	50 years
gravel sheet	12 years
Formed roads (unsealed)	
clearing and earthworks	not depreciated
construction/road base	50 years
Footpaths - slab	40 years
Sewerage piping	100 years
Water supply piping & drainage systems	75 years

TOWN OF PORT HEDLAND
NOTES TO AND FORMING PART OF THE BUDGET
FOR THE YEAR ENDED 30 JUNE 2011

1. SIGNIFICANT ACCOUNTING POLICIES (Continued)

(l) Investments and Other Financial Assets

Classification

Council classifies its investments in the following categories: financial assets at fair value through profit or loss, loans and receivables, held-to-maturity investments and available-for-sale financial assets. The classification depends on the purpose for which the investments were acquired. Management determines the classification of its investments at initial recognition and, in the case of assets classified as held-to-maturity, re-evaluates this designation at each reporting date.

(i) Financial assets at fair value through profit and loss

Financial assets at fair value through profit or loss are financial assets held for trading. A financial asset is classified in this category if acquired principally for the purpose of selling in the short term. Derivatives are classified as held for trading unless they are designated as hedges. Assets in this category are classified as current assets.

(ii) Loans and receivables

Loans and receivables are non-derivative financial assets with fixed or determinable payments that are not quoted in an active market. They are included in current assets, except for those with maturities greater than 12 months after the balance sheet date which are classified as non-current assets. Loans and receivables are included in trade and other receivables in the balance sheet.

(iii) Held-to-maturity investments

Held-to-maturity investments are non-derivative financial assets with fixed or determinable payments and fixed maturities that the Council's management has the positive intention and ability to hold to maturity. If Council were to sell other than an insignificant amount of held-to-maturity financial assets, the whole category would be tainted and reclassified as available-for-sale. Held-to-maturity financial assets are included in non-current assets, except for those with maturities less than 12 months from the reporting date, which are classified as current assets.

(iv) Available-for-sale financial assets

Available-for-sale financial assets, comprising principally marketable equity securities, are non-derivatives that are either designated in this category or not classified in any of the other categories. They are included in non-current assets unless management intends to dispose of the investment within 12 months of the balance sheet date.

Investments are designated as available-for-sale if they do not have fixed maturities and fixed or determinable payments and management intends to hold them for the medium to long term.

Recognition and derecognition

Regular purchases and sales of financial assets are recognised on trade-date – the date on which Council commits to purchase or sell the asset. Investments are initially recognised at fair value plus transaction costs for all financial assets not carried at fair value through profit or loss. Financial assets carried at fair value through profit or loss are initially recognised at fair value and transaction costs are expensed in the income statement. Financial assets are derecognised when the rights to receive cash flows from the financial assets have expired or have been transferred and Council has transferred substantially all the risks and rewards of ownership.

When securities classified as available-for-sale are sold, the accumulated fair value adjustments recognised in equity are included in the income statement as gains and losses from investment securities.

TOWN OF PORT HEDLAND
NOTES TO AND FORMING PART OF THE BUDGET
FOR THE YEAR ENDED 30 JUNE 2011

1. SIGNIFICANT ACCOUNTING POLICIES (Continued)

(l) Investments and Other Financial Assets (Continued)

Subsequent measurement

Loans and receivables and held-to-maturity investments are carried at amortised cost using the effective interest method.

Available-for-sale financial assets and financial assets at fair value through profit and loss are subsequently carried at fair value. Gains and losses arising from changes in the fair value of the financial assets at fair value category are presented in the income statement within other income or other expenses in the period in which they arise. Dividend income from financial assets at fair value through profit and loss is recognised in the income statement as part of revenue from continuing operations when the Council's right to receive payments is established. Changes in the fair value of other monetary and non-monetary securities classified as available-for-sale are recognised in equity.

Impairment

Council assesses at each balance date whether there is objective evidence that a financial asset or group of assets is impaired. In the case of equity securities classified as available-for-sale, a significant or prolonged decline in the fair value of a security below its cost is considered as an indicator that the securities are impaired. If any such evidence exists for available-for-sale financial assets, the cumulative loss - measured as the difference between the acquisition cost and the current fair value, less any impairment loss on that financial asset previously recognised in profit or loss - is removed from equity and recognised in the income statement. Impairment losses recognised in the income statement on equity instruments classified as available-for-sale are not reversed through the income statement.

(m) Estimation of Fair Value

The fair value of financial assets and financial liabilities must be estimated for recognition and measurement or for disclosure purposes.

The fair value of financial instruments traded in active markets is based on quoted market prices at the balance sheet date.

The fair value of financial instruments that are not traded in an active market is determined using valuation techniques. Council uses a variety of methods and makes assumptions that are based on market conditions existing at each balance date. These include the use of recent arm's length transactions, reference to other instruments that are substantially the same, discounted cash flow analysis, and option pricing models making maximum use of market inputs and relying as little as possible on entity-specific inputs.

Quoted market prices or dealer quotes for similar instruments are used for long-term debt instruments held. Other techniques, such as estimated discounted cash flows, are used to determine fair value for the remaining financial instruments.

The nominal value less estimated credit adjustments of trade receivables and payables are assumed to approximate their fair values. The fair value of financial liabilities for disclosure purposes is estimated by discounting the future contractual cash flows at the current market interest rate that is available to the Council for similar financial instruments.

TOWN OF PORT HEDLAND
NOTES TO AND FORMING PART OF THE BUDGET
FOR THE YEAR ENDED 30 JUNE 2011

1. SIGNIFICANT ACCOUNTING POLICIES (Continued)

(n) Impairment

In accordance with Australian Accounting Standards the Council's assets, other than inventories, are assessed at each reporting date to determine whether there is any indication they may be impaired.

Where such an indication exists, an estimate of the recoverable amount of the asset is made in accordance with AASB 136 "Impairment of Assets" and appropriate adjustments made.

An impairment loss is recognised whenever the carrying amount of an asset or its cash-generating unit exceeds its recoverable amount. Impairment losses are recognised in the Income Statement.

For non-cash generating assets such as roads, drains, public buildings and the like, value in use is represented by the depreciated replacement cost of the asset.

At the time of adopting the budget, it is not possible to estimate the amount of impairment losses (if any) as at 30 June 2010.

In any event, an impairment loss is a non-cash transaction and consequently, has no impact on this budget document.

(o) Trade and Other Payables

Trade and other payables are carried at amortised cost. They represent liabilities for goods and services provided to the Municipality prior to the end of the financial year that are unpaid and arise when the Municipality becomes obliged to make future payments in respect of the purchase of these goods and services. The amounts are unsecured and are usually paid within 30 days of recognition.

(p) Employee Benefits

The provisions for employee benefits relates to amounts expected to be paid for long service leave, annual leave, wages and salaries and are calculated as follows:

(i) Wages, Salaries, Annual Leave and Long Service Leave (Short-term Benefits)

The provision for employees' benefits to wages, salaries, annual leave and long service leave expected to be settled within 12 months represents the amount the municipality has a present obligation to pay resulting from employees services provided to balance date. The provision has been calculated at nominal amounts based on remuneration rates the Council expects to pay and includes related on-costs.

(ii) Annual Leave and Long Service Leave (Long-term Benefits)

The liability for long service leave is recognised in the provision for employee benefits and measured as the present value of expected future payments to be made in respect of services provided by employees up to the reporting date using the projected unit credit method. Consideration is given to expected future wage and salary levels, experience of employee departures and periods of service. Expected future payments are discounted using market yields at the reporting date on national government bonds with terms to maturity and currency that match as closely as possible, the estimated future cash outflows. Where Council does not have the unconditional right to defer settlement beyond 12 months, the liability is recognised as a current liability.

(q) Interest-bearing Loans and Borrowings

All loans and borrowings are initially recognised at the fair value of the consideration received less directly attributable transaction costs.

After initial recognition, interest-bearing loans and borrowings are subsequently measured at amortised cost using the effective interest method. Fees paid on the establishment of loan facilities that are yield related are included as part of the carrying amount of the loans and borrowings.

Borrowings are classified as current liabilities unless the Council has an unconditional right to defer settlement of the liability for at least 12 months after the balance sheet date.

TOWN OF PORT HEDLAND
NOTES TO AND FORMING PART OF THE BUDGET
FOR THE YEAR ENDED 30 JUNE 2011

1. SIGNIFICANT ACCOUNTING POLICIES (Continued)

Borrowing Costs

Borrowing costs are recognised as an expense when incurred except where they are directly attributable to the acquisition, construction or production of a qualifying asset. Where this is the case, they are capitalised as part of the cost of the particular asset.

(r) Provisions

Provisions are recognised when: The council has a present legal or constructive obligation as a result of past events; it is more likely than not that an outflow of resources will be required to settle the obligation; and the amount has been reliably estimated. Provisions are not recognised for future operating losses.

Where there are a number of similar obligations, the likelihood that an outflow will be required in settlement is determined by considering the class of obligations as a whole. A provision is recognised even if the likelihood of an outflow with respect to any one item included in the same class of obligations may be small.

(s) Superannuation

The Council contributes to the Local Government Superannuation Scheme and the Occupational Superannuation Fund. Both Funds are defined contribution schemes.

Contributions to defined contribution plans are recognised as an expense as they become payable. Prepaid contributions are recognised as an asset to the extent a cash refund or a reduction in the future payments is available.

(t) Current and Non-Current Classification

In the determination of whether an asset or liability is current or non-current, consideration is given to the time when each asset or liability is expected to be settled. The asset or liability is classified as current if it is expected to be settled within the next 12 months, being the Council's operational cycle. In the case of liabilities where Council does not have the unconditional right to defer settlement beyond 12 months, such as vested long service leave, the liability is classified as current even if not expected to be settled within the next 12 months. Inventories held for trading are classified as current even if not expected to be realised in the next 12 months except for land held for resale where it is held as non-current based on Council's intentions to release for sale.

TOWN OF PORT HEDLAND
NOTES TO AND FORMING PART OF THE BUDGET
FOR THE YEAR ENDED 30 JUNE 2011

	2010/11 Budget \$	2009/10 Actual \$	2009/10 Budget \$
2. REVENUES AND EXPENSES			
(a) Net Result from Ordinary Activities was arrived at after:			
(i) Charging as Expenses:			
Depreciation			
<u>By Program</u>			
Governance	182,137	198,440	198,440
General Purpose Funding	0	0	0
Law, Order, Public Safety	48,514	59,094	59,094
Health	41,383	46,446	46,446
Education and Welfare	79,616	75,518	116,254
Housing	164,296	136,749	136,749
Community Amenities	360,997	296,269	296,269
Recreation and Culture	628,475	620,250	620,250
Transport	2,570,028	3,163,129	3,163,129
Economic Services	20,751	26,715	26,715
Other Property and Services	346,676	338,420	338,420
	<u>4,442,873</u>	<u>4,961,030</u>	<u>5,001,766</u>
<u>By Class</u>			
Land and Buildings	884,423	987,570	917,152
Furniture and Equipment	310,798	347,045	288,057
Plant and Equipment	877,502	979,842	859,677
Roads and Other	2,232,158	2,492,486	2,401,313
Footpaths	2,377	2,654	384,657
Drainage	135,616	151,433	150,910
	<u>4,442,873</u>	<u>4,961,030</u>	<u>5,001,766</u>
Borrowing Costs (Interest)			
- Finance Lease Charges	0	0	0
- Debentures (<i>refer note 5(a)</i>)	962,202	330,989	601,409
	<u>962,202</u>	<u>330,989</u>	<u>601,409</u>
Rental Charges			
- Operating Leases	193,606	187,033	105,800
	<u>193,606</u>	<u>187,033</u>	<u>105,800</u>
(ii) Crediting as Revenues:			
Interest Earnings			
Investments			
- Reserve Funds	936,400	1,542,800	629,900
- Other Funds	1,294,000	236,500	1,177,500
- Loans	67,528	28,630	32,834
Other Interest Revenue (<i>refer note 13</i>)	100,000	107,000	80,100
	<u>2,397,928</u>	<u>1,914,930</u>	<u>1,920,334</u>

TOWN OF PORT HEDLAND
NOTES TO AND FORMING PART OF THE BUDGET
FOR THE YEAR ENDED 30 JUNE 2011

2. REVENUES AND EXPENSES (Continued)

(b) Statement of Objective

In order to discharge its responsibilities to the community, Council has developed a set of operational and financial objectives. These objectives have been established both on an overall basis and for each of its broad activities/programs.

Council operations as disclosed in this budget encompass the following service orientated activities/programs:

GOVERNANCE

Objective: To provide a decision making process for the efficient allocation of scarce resources.

Activities: Administration and operation of facilities and services to members of council; other costs that relate to the tasks of assisting elected members and ratepayers on matters which do not concern specific council services.

GENERAL PURPOSE FUNDING

Objective: To collect revenue to allow for the provision of services.

Activities: Rates, general purpose government grants and interest revenue.

LAW, ORDER, PUBLIC SAFETY

Objective: To provide services to help ensure a safer community.

Activities: Supervision of various by-laws, fire prevention, emergency services & animal control.

HEALTH

Objective: To provide an operational framework for good community health.

Activities: Food quality and pest control, and Aboriginal Environment health

EDUCATION AND WELFARE

Objective: To meet the needs of the community in these areas.

Activities: Operation of senior and frail citizens' centres, day care centres and theatre; and assistance to playgroups, aged care and other voluntary services.

HOUSING

Objective: Help ensure adequate housing.

Activities: Maintenance of staff and community housing.

COMMUNITY AMENITIES

Objective: Provide services required by the community

Activities: Rubbish Collection services, operation of tips, administration of the town planning scheme, maintenance of cemeteries, maintenance of rest centre and storm water drainage.

RECREATION AND CULTURE

Objective: To establish and manage efficiently infrastructure and resources which will help the social wellbeing of the community.

Activities: Maintenance of halls, aquatic centres, recreation centres and various reserves; operation of library and arts centre operations.

**TOWN OF PORT HEDLAND
NOTES TO AND FORMING PART OF THE BUDGET
FOR THE YEAR ENDED 30 JUNE 2011**

2. REVENUES AND EXPENSES (Continued)

(b) Statement of Objective (Continued)

TRANSPORT

Objective: To provide effective and efficient transport services to the community.

Activities: Airport operations; construction and maintenance of streets, roads, bridges; cleaning and lighting of streets.

ECONOMIC SERVICES

Objective: To help promote the Town and improve its economic wellbeing.

Activities: The regulation and provision of tourism, area promotion, building control and cattle yards.

OTHER PROPERTY SERVICES

Activities: Private works operation, plant repairs and operation costs.

3. ACQUISITION OF ASSETS

The following assets are budgeted to be acquired during the year:

<u>By Program</u>	2010/11 Budget \$
Governance	171,450
Law, Order, Public Safety	427,750
Health	5,000
Education and Welfare	10,000
Housing	7,335,500
Community Amenities	1,828,792
Recreation and Culture	35,665,394
Transport	34,228,752
Economic Services	0
Other Property and Services	0
	<u>79,672,638</u>
 <u>By Class</u>	
Land Held for Resale	
Land and Buildings	34,738,347
Infrastructure Assets - Roads & Other	31,056,566
Infrastructure Assets - Parks and Ovals	9,522,525
Plant and Equipment	4,110,750
Furniture and Equipment	244,450
	<u>79,672,638</u>

A detailed breakdown of acquisitions on an individual asset basis can be found in the supplementary information attached to this budget document.

TOWN OF PORT HEDLAND
NOTES TO AND FORMING PART OF THE BUDGET
FOR THE YEAR ENDED 30 JUNE 2011

4. DISPOSALS OF ASSETS

The following assets are budgeted to be disposed of during the year.

	Net Book Value	Sale Proceeds	Profit (Loss)
	2010/11 BUDGET	2010/11 BUDGET	2010/11 BUDGET
<u>By Program</u>	\$	\$	\$
Community Amenities			
PH125 - Domestic Garbage Truck	109,900	50,000	(59,900)
Transport			
PH9876 - Camry Altise	17,900	10,000	(7,900)
PH10045 - Hilux 4x2 Dual Cab	21,700	15,000	(6,700)
PH9861 - Hilux 4x4 Dual Cab	23,800	21,000	(2,800)
PH9083 - Camry Sportivo	12,400	11,000	(1,400)
PH9684 - Rodeo 4x4 Dual Cab	20,600	21,000	400
PH10069 - Hilux 4x4 Dual Cab	27,000	21,000	(6,000)
PH10290 - Hilux 4x4 Dual Cab	29,000	21,000	(8,000)
PH9872 - Hilux 4x4 Dual Cab	25,600	21,000	(4,600)
PH9382 - Hilux 4x2 Single Cab	10,900	14,000	3,100
PH9904 - Hilux 4x4 Dual Cab	26,500	21,000	(5,500)
PH8474 - Loader	0	10,000	10,000
P12082609 - 4WD Motorbike	3,200	5,000	1,800
9JX622 - Road sweeper	0	1,000	1,000
PH5171 - Kubota Tractor	0	15,000	15,000
PH5575 - John Deere Tractor	17,300	15,000	(2,300)
PH9870 - John Deere Tractor	50,600	80,000	29,400
P12083607 - Combination Roller	53,300	5,000	(48,300)
	449,700	357,000	(92,700)

TOWN OF PORT HEDLAND
NOTES TO AND FORMING PART OF THE BUDGET
FOR THE YEAR ENDED 30 JUNE 2011

4. DISPOSALS OF ASSETS (Continued)

The following assets are budgeted to be disposed of during the year.

<u>By Class</u>	Net Book Value	Sale Proceeds	Profit(Loss)
	2010/11 BUDGET	2010/11 BUDGET	2010/11 BUDGET
	\$	\$	\$
Plant and Equipment			
PH125 - Domestic Garbage Truck	109,900	50,000	(59,900)
PH9876 - Camry Altise	17,900	10,000	(7,900)
PH10045 - Hilux 4x2 Dual Cab	21,700	15,000	(6,700)
PH9861 - Hilux 4x4 Dual Cab	23,800	21,000	(2,800)
PH9083 - Camry Sportivo	12,400	11,000	(1,400)
PH9684 - Rodeo 4x4 Dual Cab	20,600	21,000	400
PH10069 - Hilux 4x4 Dual Cab	27,000	21,000	(6,000)
PH10290 - Hilux 4x4 Dual Cab	29,000	21,000	(8,000)
PH9872 - Hilux 4x4 Dual Cab	25,600	21,000	(4,600)
PH9382 - Hilux 4x2 Single Cab	10,900	14,000	3,100
PH9904 - Hilux 4x4 Dual Cab	26,500	21,000	(5,500)
PH8474 - Loader	0	10,000	10,000
P12082609 - 4WD Motorbike	3,200	5,000	1,800
9JX622 - Roadsweeper	0	1,000	1,000
PH5171 - Kubota Tractor	0	15,000	15,000
PH5575 - John Deere Tractor	17,300	15,000	(2,300)
PH9870 - John Deere Tractor	50,600	80,000	29,400
P12083607 - Combination Roller	53,300	5,000	(48,300)
	449,700	357,000	(92,700)

Summary

	2010/11 BUDGET
	\$
Profit on Asset Disposals	60,700
Loss on Asset Disposals	(153,400)
	(92,700)

TOWN OF PORT HEDLAND
NOTES TO AND FORMING PART OF THE BUDGET
FOR THE YEAR ENDED 30 JUNE 2011

INFORMATION ON BORROWINGS

(a) Debenture Repayments

Particulars		Principal 01-Jul-09	New Loans	Principal Repayments		Principal Outstanding		Interest Repayments	
				2010/11 Budget	2009/10 Actual	2010/11 Budget	2009/10 Actual	2010/11 Budget	2009/10 Actual
				\$	\$	\$	\$	\$	\$
Governance									
Admin/Civic Centre Upgrade	117	123,808		34,852	33,021	88,956	90,787	4,496	6,327
Law, Order & Public Safety									
State Emergency Service Shed (*)	123	320,895		25,363	23,823	295,532	297,072	18,497	20,036
Education & Welfare									
St Matthews Church	121	54,787		0	50,352	0	4,435	0	0
HACC House Upgrade	122	382,017		30,194	28,361	351,823	353,656	22,020	23,852
Housing									
Staff Housing	106	563,538		104,809	97,916	458,729	465,622	30,439	37,332
Staff Housing	107	269,671		50,892	48,167	218,779	221,504	11,660	14,385
Staff Housing - Morgans Street	125	1,500,000		39,686	37,137	1,460,314	1,462,863	98,085	100,634
Staff Housing - Morgans Street (CFWD)	127	0	2,203,000	55,121	70,423	2,147,879	2,132,577	143,799	30,621
Staff Housing - Airport (CFWD)			1,500,000	18,876	0	1,481,124	1,500,000	51,090	0
Catamore Court Housing			1,095,000	13,330	0	1,081,670	1,095,000	37,421	0
GP Housing Project			1,500,000	0	0	1,500,000	1,500,000	0	0
Community Amenities									
Underground Power (a)	L124	386,983		200,033	186,950	186,950	200,033	10,804	23,887
Recreation & Culture									
Aquatic Centres	112	567,909		59,508	66,392	508,401	501,517	33,387	37,188
Swimming Pool Extensions	114	334,139		33,277	42,116	300,862	292,023	17,052	18,898
Gratwick Pool	119B	29,105		0	29,105	0	0	0	0
Yacht Club (*)		0	500,000	20,732	5,050	479,268	494,950	31,469	8,073
J D Hardie Upgrade	118	11,340		0	11,340	11,340	(0)	0	296

TOWN OF PORT HEDLAND
NOTES TO AND FORMING PART OF THE BUDGET
FOR THE YEAR ENDED 30 JUNE 2011

INFORMATION ON BORROWINGS (Continued)

(a) Debenture Repayments

Particulars	Principal 01-Jul-09	New Loans	Principal Repayments		Principal Outstanding		Interest Repayments	
			2010/11 Budget	2009/10 Actual	2010/11 Budget	2009/10 Actual	2010/11 Budget	2009/10 Actual
			\$	\$	\$	\$	\$	\$
J D Hardie Upgrade 2		1,550,000	18,869	0	1,531,131	1,550,000	52,777	0
Tennis Courts 120	33,263		9,356	14,576	23,907	18,687	1,269	0
Netball Courts 119A	41,579		0	19,343	0	22,236	0	0
PH Golf Club (*) 111	10,814		5,114	4,816	5,700	5,998	222	520
Multi Purpose Recreation Centre		10,200,000	124,169	0	10,075,831	0	344,715	0
Marquee Park		830,000	10,104	0	819,896	830,000	28,477	0
South Hedland Bowling Club (*)		500,000	6,087	0	493,913	500,000	17,340	0
Transport								
Depot 113	73,882		24,594	23,072	49,288	50,810	2,905	4,427
Economic Service								
Port Hedland Visitors Centre 116	78,927		4,228	3,993	74,699	74,934	4,278	4,513
	4,822,652	19,878,000	889,194	795,953	23,645,992	13,664,704	962,202	330,989

(*) Self supporting loan financed by payments from either the Golf Club South Hedland, Port Hedland Yacht Club, South Hedland Bowling Club or Fire and Emergency Services respectively.

All other debenture repayments are to be financed by general purpose revenue.

TOWN OF PORT HEDLAND
NOTES TO AND FORMING PART OF THE BUDGET
FOR THE YEAR ENDED 30 JUNE 2011

INFORMATION ON BORROWINGS (Continued)

(b) New Debentures - 2010/11

Particulars/Purpose	Amount Borrowed Budget	Institution	Loan Type	Term (Years)	Total Interest & Charges	Interest Rate %	Amount Used Budget	Balance Unspent \$
Staff Housing - Airport (CFWD)	1,500,000	Unknown	Debenture	20	1,274,006	6.75	1,500,000	0
Catamore Court Housing	1,095,000	Unknown	Debenture	20	935,046	6.75	1,095,000	0
GP Housing Project	1,500,000	Unknown	Debenture	4	240,344	6.75	1,500,000	0
JD Hardie Upgrade 2 (CFWD)	1,550,000	Unknown	Debenture	20	1,315,853	6.75	1,550,000	0
South Hedland Bowling Club	500,000	Unknown	Debenture	20	437,068	6.75	500,000	0
Multi Purpose Recreation Centre (Part CFWD)	10,200,000	Unknown	Debenture	20	8,555,365	6.75	10,200,000	0
Marquee Park (CFWD)	830,000	Unknown	Debenture	20	713,257	6.75	830,000	0
TOTAL	17,175,000							

(c) Unspent Debentures

Council had no unspent debenture funds as at 30th June 2010 nor is it expected to have unspent debenture funds as at 30th June 2011.

(d) Overdraft

Council has not utilised an overdraft facility during the financial year, and it is not anticipated that this facility will be required to be utilised during 2010/11.

TOWN OF PORT HEDLAND
NOTES TO AND FORMING PART OF THE BUDGET
FOR THE YEAR ENDED 30 JUNE 2011

	2010/11 Budget \$	2009/10 Actual \$	2009/10 Budget \$
6. RESERVES			
(a) Leave Reserve			
Opening Balance	931,183	897,283	848,359
Amount Set Aside / Transfer to Reserve	41,900	33,900	33,900
Amount Used / Transfer from Reserve	0	0	0
	<u>973,083</u>	<u>931,183</u>	<u>882,259</u>
(b) Waste Management Reserve			
Opening Balance	1,460,565	837,076	997,074
Amount Set Aside / Transfer to Reserve	1,851,972	2,216,173	534,702
Amount Used / Transfer from Reserve	1,541,867	1,592,684	1,454,963
	<u>1,770,670</u>	<u>1,460,565</u>	<u>76,813</u>
(c) Plant Reserve			
Opening Balance	260,000	0	142
Amount Set Aside / Transfer to Reserve	11,700	260,000	260,000
Amount Used / Transfer from Reserve	0	0	0
	<u>271,700</u>	<u>260,000</u>	<u>260,142</u>
(d) Bushfire Management Reserve			
Opening Balance	0	0	194
Amount Set Aside / Transfer to Reserve	0	0	0
Amount Used / Transfer from Reserve	0	0	194
	<u>0</u>	<u>0</u>	<u>0</u>
(e) Lights Replacement Reserve			
Opening Balance	35,656	34,656	25,543
Amount Set Aside / Transfer to Reserve	1,600	1,000	1,000
Amount Used / Transfer from Reserve	35,000	0	0
	<u>2,256</u>	<u>35,656</u>	<u>26,543</u>
(f) Cattleyard Reserve			
Opening Balance	0	0	497
Amount Set Aside / Transfer to Reserve	0	0	0
Amount Used / Transfer from Reserve	0	0	497
	<u>0</u>	<u>0</u>	<u>0</u>
(g) Car Parking Reserve			
Opening Balance	150,196	144,896	131,623
Amount Set Aside / Transfer to Reserve	6,800	5,300	18,300
Amount Used / Transfer from Reserve	0	0	0
	<u>156,996</u>	<u>150,196</u>	<u>149,923</u>

TOWN OF PORT HEDLAND
NOTES TO AND FORMING PART OF THE BUDGET
FOR THE YEAR ENDED 30 JUNE 2011

	2010/11 Budget \$	2009/10 Actual \$	2009/10 Budget \$
6. RESERVES (Continued)			
(h) Planning Projects Reserve			
Opening Balance	0	0	435
Amount Set Aside / Transfer to Reserve	0	0	0
Amount Used / Transfer from Reserve	0	0	435
	<u>0</u>	<u>0</u>	<u>0</u>
(i) Oval Development Reserve			
Opening Balance	0	0	(733)
Amount Set Aside / Transfer to Reserve	0	0	733
Amount Used / Transfer from Reserve	0	0	0
	<u>0</u>	<u>0</u>	<u>0</u>
(j) Depot Facilities Reserve			
Opening Balance	14,607	14,007	14,396
Amount Set Aside / Transfer to Reserve	700	600	600
Amount Used / Transfer from Reserve	0	0	0
	<u>15,307</u>	<u>14,607</u>	<u>14,996</u>
(k) Airport Reserve			
Opening Balance	5,586,698	4,175,516	3,862,056
Amount Set Aside / Transfer to Reserve	4,195,659	3,232,194	1,554,553
Amount Used / Transfer from Reserve	3,956,544	1,821,012	1,385,000
	<u>5,825,813</u>	<u>5,586,698</u>	<u>4,031,609</u>
(l) BHP Billiton - ToPH Alliance Reserve			
Opening Balance	0	0	2,279
Amount Set Aside / Transfer to Reserve	0	0	0
Amount Used / Transfer from Reserve	0	(0)	2,279
	<u>0</u>	<u>0</u>	<u>0</u>
(m) SES Shed Reserve			
Opening Balance	31,088	29,888	30,490
Amount Set Aside / Transfer to Reserve	1,400	1,200	1,200
Amount Used / Transfer from Reserve	0	0	0
	<u>32,488</u>	<u>31,088</u>	<u>31,690</u>
(n) Planning Permability Reserve			
Opening Balance	0	0	881
Amount Set Aside / Transfer to Reserve	0	0	0
Amount Used / Transfer from Reserve	0	0	881
	<u>0</u>	<u>0</u>	<u>0</u>

TOWN OF PORT HEDLAND
NOTES TO AND FORMING PART OF THE BUDGET
FOR THE YEAR ENDED 30 JUNE 2011

	2010/11 Budget \$	2009/10 Actual \$	2009/10 Budget \$
6. RESERVES (Continued)			
(o) Waste Management & Recycling Reserve			
Opening Balance	399,840	384,140	393,465
Amount Set Aside / Transfer to Reserve	18,000	15,700	15,700
Amount Used / Transfer from Reserve	0	0	0
	<u>417,840</u>	<u>399,840</u>	<u>409,165</u>
(p) SH Library Reserve			
Opening Balance	12,855	12,355	12,615
Amount Set Aside / Transfer to Reserve	600	500	500
Amount Used / Transfer from Reserve	0	0	0
	<u>13,455</u>	<u>12,855</u>	<u>13,115</u>
(q) BHP Reserve			
Opening Balance	10,344,959	7,137,115	8,862,521
Amount Set Aside / Transfer to Reserve	8,465,500	8,412,321	5,854,500
Amount Used / Transfer from Reserve	18,743,206	5,204,477	14,463,967
	<u>67,253</u>	<u>10,344,959</u>	<u>253,054</u>
(r) Newcrest Reserve			
Opening Balance	5,953	1,853	101,410
Amount Set Aside / Transfer to Reserve	100,300	104,100	104,100
Amount Used / Transfer from Reserve	100,000	100,000	100,000
	<u>6,253</u>	<u>5,953</u>	<u>105,510</u>
(s) Civil Building/Infrastructure Reserve			
Opening Balance	76,903	76,895	(8)
Amount Set Aside / Transfer to Reserve	3,500	8	8
Amount Used / Transfer from Reserve	0	0	0
	<u>80,403</u>	<u>76,903</u>	<u>0</u>
(t) Spoilbank Reserve			
Opening Balance	418,798	467,198	464,000
Amount Set Aside / Transfer to Reserve	18,800	21,600	18,600
Amount Used / Transfer from Reserve	0	70,000	70,000
	<u>437,598</u>	<u>418,798</u>	<u>412,600</u>
(u) Royalties for Regions Reserve			
Opening Balance	0	20,200,000	0
Amount Set Aside / Transfer to Reserve	0	650,000	20,690,000
Amount Used / Transfer from Reserve	0	20,850,000	20,690,000
	<u>0</u>	<u>0</u>	<u>0</u>

TOWN OF PORT HEDLAND
NOTES TO AND FORMING PART OF THE BUDGET
FOR THE YEAR ENDED 30 JUNE 2011

	2010/11 Budget \$	2009/10 Actual \$	2009/10 Budget \$
6. RESERVES (Continued)			
(v) Community Facilities Reserve			
Opening Balance	1,078,672	0	0
Amount Set Aside / Transfer to Reserve	1,169,680	1,078,672	0
Amount Used / Transfer from Reserve	<u>0</u>	<u>0</u>	<u>0</u>
	<u>2,248,352</u>	<u>1,078,672</u>	<u>0</u>
Total Reserves	<u>12,319,467</u>	<u>20,807,973</u>	<u>6,667,419</u>

All of the above reserve accounts are supported by money held in financial institutions.

Summary of Transfers To Cash Backed Reserves

Transfers to Reserves

Leave Reserve	41,900	33,900	33,900
Waste Management Reserve	1,851,972	2,216,173	534,702
Plant Reserve	11,700	260,000	260,000
Lights Replacement Reserve	1,600	1,000	1,000
Car Parking Reserve	6,800	5,300	18,300
Oval Development Reserve	0	0	733
Depot Facilities Reserve	700	600	600
Airport Reserve	4,195,659	3,232,194	1,554,553
SES Shed Reserve	1,400	1,200	1,200
Waste Management & Recycling Reserve	18,000	15,700	15,700
SH Library Reserve	600	500	500
BHP Reserve	8,465,500	8,412,321	5,854,500
Newcrest Reserve	100,300	104,100	104,100
Civil Building/Infrastructure Reserve	3,500	8	8
Spoilbank Reserve	18,800	21,600	18,600
Royalties for Regions Reserve	0	650,000	20,690,000
Community Facilities Reserve	<u>1,169,680</u>	<u>1,078,672</u>	<u>0</u>
	<u>15,888,111</u>	<u>16,033,268</u>	<u>29,088,396</u>

TOWN OF PORT HEDLAND
NOTES TO AND FORMING PART OF THE BUDGET
FOR THE YEAR ENDED 30 JUNE 2011

6. RESERVES (Continued)	2010/11 Budget \$	2009/10 Actual \$	2009/10 Budget \$
Transfers from Reserves			
Waste Management Reserve	1,541,867	1,592,684	1,454,963
Bushfire Management Reserve	0	0	194
Lights Replacement Reserve	35,000	0	0
Cattleyard Reserve	0	0	497
Planning Projects Reserve	0	0	435
Airport Reserve	3,956,544	1,821,012	1,385,000
BHP Billiton - ToPH Alliance Reserve	0	(0)	2,279
Planning Permability Reserve	0	0	881
BHP Reserve	18,743,206	5,204,477	14,463,967
Newcrest Reserve	100,000	100,000	100,000
Spoilbank Reserve	0	70,000	70,000
Royalties for Regions Reserve	0	20,850,000	20,690,000
	<u>24,376,617</u>	<u>29,638,173</u>	<u>38,168,216</u>
Total Transfer to/(from) Reserves	<u>(8,488,506)</u>	<u>(13,604,905)</u>	<u>(9,079,820)</u>

In accordance with council resolutions in relation to each reserve account, the purpose for which the reserves are set aside are as follows:

Leave Reserve

- to be used to fund annual and long service leave requirements.

Waste Management Reserve

- to fund Council's waste management facilities, including landfill and waste collection operations.

Plant Reserve

- to be used for the purchase of major plant on an ongoing basis.

Bushfire Management Reserve

- to be used for the replacement of Bush Fire plant & equipment. Reserve was closed 30 June 2009.

Lights Replacement Reserve

- to be used for the upgrading & replacement of oval lights on an ongoing basis.

Cattle Yards Reserve

- to be used for the future upgrade and maintenance of the cattle yards on an ongoing basis. Reserve was closed 30 June 2009.

Car Parking Reserve

- to be used to fund new car parking facilities when required. Funds come from the developers and are restricted to specific purposes.

Planning Projects Reserve

- to be used to fund any unexpected costs should the need arise and is ongoing. Reserve was closed 30 June 2009.

TOWN OF PORT HEDLAND
NOTES TO AND FORMING PART OF THE BUDGET
FOR THE YEAR ENDED 30 JUNE 2011

6. RESERVES (Continued)

Oval Development Reserve

- to be used for future upgrade and maintenance of the sporting ovals within the municipality. Reserve was closed 30 June 2009.

Depot Facilities Reserve

- to be used for the depot upgrade.

Airport Reserve

- to fund the ongoing and future operation and upgrading of the Port Hedland International Airport.

BHP ToPH Alliance Reserve

- to be used to support Community Services and such projects as agreed upon by BHP Billiton and Town of Port Hedland. Reserve was closed 30 June 2009.

SES Shed Reserve

- to hold funds associated with the construction of the SES Shed at the ToPH Airport.

Planning Permeability Reserve

- to fund future traffic permeability management facilities. Reserve was closed 30 June 2009.

Waste Management & Recycling Reserve

- to fund future waste recycling projects.

SH Library Reserve

- to be used to fund South Hedland Library upgrade/extension.

BHP Reserve

- to hold funds contributed by BHP to assist the Council in achieving the Strategic Plan.

Newcrest Reserve

- to hold funds contributed by New Crest Mining to assist Council in achieving the Strategic Plan.

Civil Building/Infrastructure Reserve

- for maintaining and developing all Council owned buildings and Civic infrastructure in the future.

Community Facilities Reserve

- for the development and upgrade of community infrastructure within the Town of Port Hedland.

The Leave, Waste Management, Plant, Lights Replacement, Car Parking, Depot Facilities, Civil Building, Airport, BHP, SES Shed, Waste Management & Recycling, South Hedland Library, Spoilbank, Royalties for Regions, Community Facilities are not expected to be used within a set period as further transfers to the reserve accounts are expected as funds are utilised.

TOWN OF PORT HEDLAND
NOTES TO AND FORMING PART OF THE BUDGET
FOR THE YEAR ENDED 30 JUNE 2011

7. NET CURRENT ASSETS

	2010/11	2009/10
	Budget	Actual
	\$	\$
 Composition of Estimated Net Current Asset Position		
 CURRENT ASSETS		
Cash - Unrestricted	15,124,238	6,599,180
Cash - Restricted	12,319,467	20,807,973
Receivables	285,230	318,686
Inventories	34,144	32,144
	<u>27,763,079</u>	<u>27,757,983</u>
 LESS: CURRENT LIABILITIES		
Payables and Provisions	<u>(15,443,611)</u>	<u>(2,865,506)</u>
NET CURRENT ASSET POSITION	12,319,467	24,892,477
Less: Cash - Restricted	<u>(12,319,467)</u>	<u>(20,807,973)</u>
ESTIMATED SURPLUS/(DEFICIENCY) C/FWD	<u>0</u>	<u>4,084,504</u>

The estimated surplus/(deficiency) c/fwd in the 2009/10 actual column represents the surplus (deficit) brought forward as at 1 July 2010.

The estimated surplus/(deficiency) c/fwd in the 2010/11 budget column represents the surplus (deficit) carried forward as at 30 June 2010.

TOWN OF PORT HEDLAND
NOTES TO AND FORMING PART OF THE BUDGET
FOR THE YEAR ENDED 30 JUNE 2011

8. RATING INFORMATION

RATE TYPE	Rate in \$	Number of Properties	Rateable Value \$	2010/11 Budgeted Rate Revenue \$	2010/11 Budgeted Interim Rates \$	2010/11 Budgeted Back Rates \$	2010/11 Budgeted Total Revenue \$	2009/10 Actual \$
Differential General Rate								
GRV Residential	4.2640	4,323	183,664,746	7,831,465	300,000	0	8,131,465	7,417,867
GRV Commercial	5.0762	187	15,672,015	795,543	0	0	795,543	1,260,618
GRV Industrial	4.2640	283	20,769,930	885,630	0	0	885,630	828,876
GRV Shopping Centre	8.5280	2	6,801,360	580,020	0	0	580,020	557,712
GRV Ex Gratia	4.2640	0	0	0	0	0	0	0
GRV Mass Accommodation	8.5280	16	17,740,980	1,512,951	0	0	1,512,951	0
UV Mining Improved	27.2218	50	1,500,110	408,357	0	0	408,357	351,228
UV Mining Vacant	27.2217	42	526,125	143,220	0	0	143,220	115,257
UV Pastoral	4.4390	8	1,611,665	71,542	0	0	71,542	62,344
UV Other	9.0201	14	1,302,560	117,492	0	0	117,492	102,211
UV Other Vacant	10.2393	1	100,000	10,239	0	0	10,239	8,878
Sub-Totals		4,926	249,689,491	12,356,459	300,000	0	12,656,459	10,704,991
Minimum Rates	Minimum \$							
GRV Residential	800	489	3,804,944	391,200	0	0	391,200	340,154
GRV Commercial	800	182	1,574,900	145,600	0	0	145,600	108,398
GRV Industrial	800	33	300,560	26,400	0	0	26,400	13,713
GRV Shopping Centre	800	0	0	0	0	0	0	0
GRV Ex Gratia	800	0	0	0	0	0	0	0
UV Mining Improved	800	49	60,153	39,200	0	0	39,200	28,732
UV Mining Vacant	800	233	175,582	186,400	0	0	186,400	141,488
UV Pastoral	800	4	32,623	3,200	0	0	3,200	1,306
UV Other	800	0	0	0	0	0	0	0
UV Other Vacant	800	9	48	7,200	0	0	7,200	6,530
Sub-Totals		999	5,948,810	799,200	0	0	799,200	640,321
Ex-Gratia Rates							13,455,659	11,345,312
Specified Area Rates (Note 9)							0	0
							0	0
Discounts							13,455,659	11,345,312
Totals							(136,914)	(103,150)
							13,318,745	11,242,162

All land except exempt land in the Town of Port Hedland is rated according to its Gross Rental Value (GRV) in townsites or Unimproved Value (UV) in the remainder of the District.

The general rates detailed above for the 2010/11 financial year have been determined by Council on the basis of raising the revenue required to meet the deficiency between the total estimated expenditure proposed in the budget and the estimated revenue to be received from all sources other than rates and also considering the extend of any increase in rating over the level adopted in the previous year.

The minimum rates have been determined by Council on the basis that all ratepayers must make a reasonable contribution to the cost of the Local Government services/facilities.

TOWN OF PORT HEDLAND
NOTES TO AND FORMING PART OF THE BUDGET
FOR THE YEAR ENDED 30 JUNE 2011

9. SPECIFIED AREA RATE

No Specified Area Rates are expected to be raised in the 2010/11 Financial Year.

10. SERVICE CHARGES

No Service Charges are expected to be raised in the 2010/11 Financial Year.

11. FEES & CHARGES REVENUE

	2010/11	2009/10
	Budget	Actual
	\$	\$
Governance	3,200	3,450
General Purpose Funding	95,200	98,400
Law, Order, Public Safety	90,000	97,135
Health	47,750	45,448
Education and Welfare	50,759	0
Housing	0	0
Community Amenities	5,802,650	5,442,682
Recreation & Culture	572,894	581,297
Transport	8,592,434	8,194,699
Economic Services	2,833,055	2,063,514
Other Property & Services	138,330	174,440
	<u>18,226,272</u>	<u>16,701,065</u>

TOWN OF PORT HEDLAND
NOTES TO AND FORMING PART OF THE BUDGET
FOR THE YEAR ENDED 30 JUNE 2011

12. DISCOUNTS, INCENTIVES, CONCESSIONS, & WRITE-OFFS

Discounts

Council does not offer any discount for early payment of rates.

Incentives

Council has expanded their Rates Incentive Program that provides an incentive to ratepayers who elect to pay their rates as per option 1 by 27 August 2010.

Draw Prizes and their approximate values this year consist of:

Platinum Sponsors

* Town of Port Hedland:-

\$15,500 - 2010 Nissan Micra including on-road costs

\$2,142 - Holiday Package for 2 to Bali including return flights, 7 nights accommodation, breakfast and transfers.

* Airnorth:-

\$2,800 - 2 return flight tickets from Port Hedland to Darwin

* First Choice Conveyancing:-

\$2,000 - Cash

* Hedland First National:-

\$2,000 - Cash

* Shane Jacob Settlements

\$2,000 - Cash

* North West Telegraph:-

\$2,000 - Advertising for business or personal advertisements

Gold Sponsors

* Harvey Norman (in conjunction with the Town of Port Hedland):-

\$1,699 - Laptop Computer

\$949 - Stainless Steel 4 Burner BBQ

\$499 - Digital Camera

\$399 - Wii Computer Package

\$199 - Ipod Nano

* Dampier Salt:-

\$1,000 - Cash

* National Australia Bank:-

\$1,000 - Cash

* Real World Strength & Conditioning

\$1,000 - 2 x Memberships and 2 Workshops

Silver Sponsor

* Pike Plumbing & Gas & South Bound Electrical Joint Venture:-

\$500 - Cash

Bronze Sponsors

* The Esplanade Hotel:-

\$470 - Overnight accommodation including breakfast for 2 people plus dinner for 2 in the restaurant

* Goodearth Hotel - Perth:-

\$296 - Overnight accommodation in a one bedroom apartment including Full Buffet Breakfast for 4 guests. Expire May 2011.

* Perth Ambassador Hotel:-

\$255 - Two nights accommodation in a Corporate Room including Full Buffet Breakfast for 2 people. Expire May 2011.

* Elisi Therapies:-

\$110 - Beauty Therapy

TOWN OF PORT HEDLAND
NOTES TO AND FORMING PART OF THE BUDGET
FOR THE YEAR ENDED 30 JUNE 2011

Concessions

Council in accordance with Section 6.47 of the Local Government Act 1995 (as amended) allows for a concession of rates on the following properties:

100% Concession

A113872 - Lot 43, 10 Steamer Avenue, South Hedland	Baptist Church Manse
A109930 - 36 Roberts Street, South Hedland	Bloodwood Tree Association
A130239 - Lot 5826 Forrest Circle, South Hedland	Bloodwood Tree Association
A106284 - 9 Hamilton Road, South Hedland	Bloodwood Tree Association
A130290 - Lot 5915 McGregor Street, Port Hedland	Freemasons Homes for Aged
A113927 - 22 Beroona Loop, South Hedland	Frontier Services - Uniting Church
A400610 - 10 Smith Street, South Hedland	Frontier Services - Uniting Church
A802446 - 23 Boronia Close, South Hedland	Hedland Women's Refuge
A130114 - Sub Lot 5812 Reserve 39012, South Hedland	Lotteries House
A401480 - 32 Demarchi Road, South Hedland	Pilbara Family Violence Prevention Legal Service
A156490 - Lot 5164 Shoata Road, South Hedland	Port Hedland Golf Club
A803051 - P48 Wharf Road, Port Hedland	Port Hedland Peace Memorial Seafarers Centre
A130005 - 29 Johnson Lane, Port Hedland	Port Hedland Pony Club
A156730 - Lot 2032 Stevens Street, Port Hedland	Port Hedland Retirement Village
A156260 - Location 118 Madigan Road, Port Hedland	Port Hedland Speedway Club
A802155 - Lot 5164 Shoata Road, South Hedland	South Hedland Owners & Trainers
A156550 - Lots 55, 56, 57 McKay Sreet, Port Hedland	Volunteer Marine Rescue Service
A803501 - Lot 309, Hamilton Road, South Hedland	Wangka Maya Pilbara Aboriginal Language Centre
A106282 - 1-5 Hamilton Road, South Hedland	Wirraka Maya Health Service
A406870 - Lot 2916 Stanley Street, South Hedland	Youth Involvement Centre
A802207 - Lot 2466 Lawson Street, South Hedland	Youth Involvement Centre

50% Concession

A402430 - Lot 2513 Dempster St, Port Hedland	Len Taplin Centre
A130286 - Lot 5653 Styles Road, Port Hedland	Port Hedland Turf Club
A154780 - 4 Treloar Street, South Hedland	Treloar Child Care Centre

Total Budgeted Rate Concessions

\$ 136,914

TOWN OF PORT HEDLAND
NOTES TO AND FORMING PART OF THE BUDGET
FOR THE YEAR ENDED 30 JUNE 2011

13. INTEREST CHARGES AND INSTALMENTS - 2010/11 FINANCIAL YEAR

An interest rate of 11% will be charged on all rate payments which are late along with a \$58.90 late payment penalty fee. It is estimated that this will generate income of \$67,000. Two separate option plans will be available to ratepayers for payment of these rates.

6.41% pa will be charged on the outstanding balance of the 2006/07 Underground Power Service Charge.

Option 1 (Full Payment)

Full amount of rates and charges including arrears are to be paid on or before Friday 27 August 2010, or 35 days after the date of service appearing on the rate notice, whichever is the later.

Option 2 (4 Instalments)

First instalment to be received on or before Friday 27 August 2010 or 35 days after the date of service appearing on the rate notice, whichever is the later and including all arrears and quarter of the current rates and service charges. Second instalment is to be made on or before Tuesday 26 October 2010, third instalment is to be made on or before Wednesday 29 December 2010, and the fourth instalment is to be made on or before Monday 28 February 2011. Cost of the instalment plans will comprise of simple interest of 5.5% calculated from the date the first instalment is due, together with an administration fee of \$11.80 each for the three subsequent instalment notices.

Payment by Arrangement

Ratepayers can register with the Rates Section to be considered for an alternative payment arrangement. These payment arrangements will cost \$58.90 if cleared within three months of the original account, plus \$11.80 for each instalment after this period.

Deferred Rates

Eligible Pensioners may opt to defer the payment of their Rates.

The total revenue from the imposition of interest and administration charges under option two, payment by arrangement, and deferment of rates payment is budgeted at \$142,000.

14. COUNCILLORS' REMUNERATION

The following fees, expenses and allowances were paid to council members and/or the president.	2010/11 Budget \$	2009/10 Actual \$
Meeting Fees	63,000	70,000
Mayor's Allowance	60,000	60,000
Deputy Mayor's Allowance	15,000	15,000
Travelling Expenses	5,000	5,000
Telecommunications Allowance	19,200	21,600
Technology Allowance	7,000	9,000
	169,200	180,600

TOWN OF PORT HEDLAND
NOTES TO AND FORMING PART OF THE BUDGET
FOR THE YEAR ENDED 30 JUNE 2011

15. NOTES TO THE CASH FLOW STATEMENT

(a) Reconciliation of Cash

For the purposes of the cash flow statement, cash includes cash and cash equivalents, net of outstanding bank overdrafts. Estimated cash at the end of the reporting period is as follows:

	2010/11	2009/10	2009/10
	Budget	Actual	Budget
	\$	\$	\$
Cash - Unrestricted	15,124,238	6,599,180	6,062,862
Cash - Restricted	12,319,467	20,807,973	6,667,419
	<u>27,443,705</u>	<u>27,407,153</u>	<u>12,730,281</u>

The following restrictions have been imposed by regulation or other externally imposed requirements:

Leave Reserve	973,083	931,183	882,259
Waste Management Reserve	1,770,670	1,460,565	76,813
Plant Reserve	271,700	260,000	260,142
Bushfire Management Reserve	0	0	0
Lights Replacement Reserve	2,256	35,656	26,543
Cattleyard Reserve	0	0	0
Car Parking Reserve	156,996	150,196	149,923
Planning Projects Reserve	0	0	0
Oval Development Reserve	0	0	0
Depot Facilities Reserve	15,307	14,607	14,996
Airport Reserve	5,825,813	5,586,698	4,031,609
BHP Billiton - ToPH Alliance Reserve	0	0	0
SES Shed Reserve	32,488	31,088	31,690
Planning Permeability Reserve	0	0	0
Waste Management & Recycling Reserve	417,840	399,840	409,165
SH Library Reserve	13,455	12,855	13,115
BHP Reserve	67,253	10,344,959	253,054
Newcrest Reserve	6,253	5,953	105,510
Civil Building/Infrastructure Reserve	80,403	76,903	0
Spoilbank Reserve	437,598	418,798	412,600
Royalties for Regions Reserve	0	0	0
Community Facilities Reserve	2,248,352	1,078,672	0
Total Restricted Cash	12,319,467	20,807,973	6,667,419
Underground Power Sundry Debtor	0	0	0
Total Restricted Assets	<u>12,319,467</u>	<u>20,807,973</u>	<u>6,667,419</u>

TOWN OF PORT HEDLAND
NOTES TO AND FORMING PART OF THE BUDGET
FOR THE YEAR ENDED 30 JUNE 2011

**(b) Reconciliation of Net Cash Provided By
Operating Activities to Net Result**

	2010/11 Budget \$	2009/10 Actual \$	2009/10 Budget \$
Net Result	46,263,953	19,467,625	36,136,587
Amortisation			
Depreciation	4,442,873	4,961,030	5,001,766
(Profit)/Loss on Sale of Asset	92,700	140,364	140,364
(Increase)/Decrease in Receivables	(487,318)	(318,686)	(301,080)
(Increase)/Decrease in Inventories	(2,000)	(1,000)	(2,000)
Increase/(Decrease) in Payables	(257,500)	(68,708)	(159,845)
Increase/(Decrease) in Employee Provisions	56,380	(39,382)	(19,485)
Grants/Contributions for the Development of Assets	(42,892,658)	(14,774,558)	(33,667,055)
Net Cash from Operating Activities	<u><u>7,216,430</u></u>	<u><u>9,366,685</u></u>	<u><u>7,129,251</u></u>

(c) Undrawn Borrowing Facilities

Credit Standby Arrangements			
Bank Overdraft limit	0	0	0
Bank Overdraft at Balance Date	0	0	0
Credit Card limit	11,000	11,000	11,000
Credit Card Balance at Balance Date	<u>0</u>	<u>0</u>	<u>0</u>
Total Amount of Credit Unused	<u><u>11,000</u></u>	<u><u>11,000</u></u>	<u><u>11,000</u></u>

Loan Facilities

Loan Facilities in use at Balance Date	<u><u>23,645,992</u></u>	<u><u>13,664,704</u></u>	<u><u>12,885,499</u></u>
Unused Loan Facilities at Balance Date	<u><u>11,000</u></u>	<u><u>11,000</u></u>	<u><u>11,000</u></u>

TOWN OF PORT HEDLAND
NOTES TO AND FORMING PART OF THE BUDGET
FOR THE YEAR ENDED 30 JUNE 2011

16. TRUST FUNDS

Funds held at balance date over which the Municipality has no control and which are not included in the financial statements are as follows:

Detail	Balance 01-Jul-09 \$	Amounts Received \$	Amounts Paid (\$)	Balance 30-Jun-10 \$
Special Projects	1,300	0	0	1,300
Building Retention	4,616	0	0	4,616
Staff Bonds	12,096	2,798	(1,200)	13,694
Ranger Services Bonds	820	650	(420)	1,050
Community Bank	960	0	0	960
Deposits - Halls	10,800	14,050	(3,200)	21,650
Deposits - Trailers / Community Bus	400	0	0	400
Deposits - Sports Grounds	10,690	3,500	(1,200)	12,990
Airport Cafe	0	16,129		16,129
Blackrock Stakes Donations	178	0	0	178
BRB Levy	1,908	0	(725)	1,183
BCITF Levy	1,700	10,108	0	11,808
Unclaimed Money	25,225	640	0	25,865
Sundry	601	0	0	601
Deposits - MDCC	0	0	0	0
Building Bonds	22,280	0	0	22,280
Garden Competition	0	4,850	0	4,850
Public Open Space Deposits	470,898	0	0	470,898
Cyclone George Fund	162,540	0	(32,287)	130,253
	727,012	52,725	(39,032)	740,704

TOWN OF PORT HEDLAND
NOTES TO AND FORMING PART OF THE BUDGET
FOR THE YEAR ENDED 30 JUNE 2011

17. MAJOR LAND TRANSACTIONS

In December 2009 the Town of Port Hedland entered into a lease agreement with Mia Mia Port Hedland International Airport Pty Ltd for the development of a Transient Workforce Accommodation area at the Port Hedland International Airport. The lease revenue incorporated into the 2010/11 Budget is \$173,228 plus a contribution from the lessor of \$350,000 as an unconditional contribution to the Town of Port Hedland's community projects.

During 2010/11 the Town of Port Hedland will be commencing a doctor housing project in conjunction with BHP Billiton and the State Government to purchase 2 properties and construct another 3 properties in order to provide housing to doctors in Port Hedland. The total project incorporates funding of \$4.5 million from all parties and has been factored into the 2010/11 budget. A Business Plan will be developed and distributed for consultation as part of the required process.

18. TRADING UNDERTAKINGS AND MAJOR TRADING UNDERTAKINGS

Airport Cafe

(a) Details

Council assumed responsibility for operating the Airport Cafe and Bar during December 2007. The operations of the cafe and bar have been reported below, but they are also incorporated in the financial statements under Transport and are described within function 12 of the schedules.

Council committed to operating the cafe and bar for until December 2009, whereby the financial viability was reassessed and it was determined to tender out the service. The cafe and bar are now leased by Bloomoons Pty Ltd and the lease fee has been incorporated in the 2010/11 Budget.

This will be the final year that the Airport Cafe and Bar are incorporated as a Trading Undertaking given the new arrangement.

	2010/11 Budget	2009/10 Actual
<i>(b) Current year transactions</i>	\$	\$
Operating Revenue		
Cafe Sales	0	313,797
Bar Sales	0	259,145
Lease Income	71,838	29,933
Total Operating Revenue	71,838	602,875
Less Operating Expenditure		
Employee Costs	0	(224,512)
Cafe Purchases	0	(147,000)
Bar Purchases	0	(65,368)
Utilities	0	(9,885)
Other	0	(85,436)
Total Operating Expenditure	0	(532,200)
Operating Profit/(Loss)	71,838	70,675
Non Operating Expenditure		
Furniture & Equipment	0	102,000

**TOWN OF PORT HEDLAND
PROPOSED FEES AND CHARGES
FOR THE YEAR ENDED 30 JUNE 2011**

FEES AND CHARGES	2009/10 Budget			2010/11 Budget		
	2009/10 Fee	GST	Total Fee (GST Incl)	2010/11 Fee	GST	Total Fee (GST Incl)
ADMINISTRATION						
Rating Charges						
Rating Information Statement – per assessment	22.64	2.26	24.90	23.45	2.35	25.80
Rates Reprint	22.64	2.26	24.90	23.45	2.35	25.80
Rates Alternative Arrangement - initial establishment	51.82	5.18	57.00	53.55	5.35	58.90
Rates Alternative Arrangement - for each instalment if not cleared within three months of original account	10.36	1.04	11.40	10.73	1.07	11.80
Instalment Plans - Interest			5.5%			5.5%
Instalment Plans - Administration Fee per instalment notice	10.36	1.04	11.40	10.73	1.07	11.80
Late Payment Penalty	51.82	5.18	57.00	53.55	5.35	58.90
Settlement Enquiry –Rate Search	22.64	2.26	24.90	23.45	2.35	25.80
Settlement Enquiry – Property and Rate Search (inclusive of physical inspection)	84.82	8.48	93.30	87.73	8.77	96.50
Settlement Enquiry – Property Compliance Report	66.00	6.60	72.60	68.27	6.83	75.10
Complete Owners Listing	282.82	28.28	311.10	292.45	29.25	321.70
Other Information Listings	94.27	9.43	103.70	97.45	9.75	107.20
Extract Rate Book	22.64	2.26	24.90	23.45	2.35	25.80
Electoral Rolls	33.00	3.30	36.30	34.09	3.41	37.50
Bin Replacement 240 Litre	118.18	11.82	130.00	122.18	12.22	134.40
Classic Domestic Bin Service Fee	200.00	-	200.00	206.80	-	206.80
Premium Domestic Bin Service Fee	400.00	-	400.00	413.60	-	413.60
Photocopying (per sheet)						
A4 (pictures/graphics)	0.27	0.03	0.30	0.27	0.03	0.30
A4 (typed page)	0.18	0.02	0.20	0.18	0.02	0.20
A3 (pictures/graphics)	0.45	0.05	0.50	0.45	0.05	0.50
A3 (typed page)	0.27	0.03	0.30	0.27	0.03	0.30
Photocopying from microfilm reader	0.45	0.05	0.50	0.45	0.05	0.50
Plan Printing – copy of plans (per page)	14.18	1.42	15.60	14.64	1.46	16.10
Plan Printing - Normal Posters	23.55	2.35	25.90	24.36	2.44	26.80
Plan Printing - Glossy Posters	65.91	6.59	72.50	68.18	6.82	75.00
Video Conferencing – Room and Equipment (plus call costs where applicable) (per hour)	141.45	14.15	155.60	146.27	14.63	160.90
Freedom of Information Research (per hour)	29.73	2.97	32.70	30.73	3.07	33.80
COMMUNITY FACILITIES						
Discounts - Hire Fees - All Facilities						
Community Groups			0.25			0.25
Junior Community Groups			0.50			0.50
Not for Profit + No Alcohol + Open to Public No Charge			1.00			1.00
Junior Sports			1.00			1.00
School Groups During School Hours (cleaning fee may apply)			1.00			1.00
Bond - All Events/All Facilities (unless stated otherwise)						
Non Commercial - No Alcohol			500.00			500.00
Non Commercial - Alcohol			1,000.00			1,000.00
Commercial - No Alcohol			1,000.00			1,000.00
Commercial - Alcohol			2,000.00			2,000.00
Gratwick Hall						
Hourly Rate (Minimum 2 hours)	37.73	3.77	41.50	39.00	3.90	42.90
Daily rate with air-conditioning	297.00	29.70	326.70	307.09	30.71	337.80
Nightly rate with air-conditioning	358.27	35.83	394.10	370.45	37.05	407.50
All Day	537.36	53.74	591.10	555.64	55.56	611.20
Civic Centre Gardens						
Exclusive Use	216.82	21.68	238.50	224.18	22.42	246.60
Access to Toilet within Civic Centre (out of hours)	18.82	1.88	20.70	19.45	1.95	21.40
Upstairs Training Room						
Hourly Rate (Minimum 2 hours)	18.82	1.88	20.70	19.45	1.95	21.40
Daily (8am - 5pm Weekdays only)	122.55	12.25	134.80	126.73	12.67	139.40

**TOWN OF PORT HEDLAND
PROPOSED FEES AND CHARGES
FOR THE YEAR ENDED 30 JUNE 2011**

FEES AND CHARGES	2009/10 Budget			2010/11 Budget		
	2009/10 Fee	GST	Total Fee (GST Incl)	2010/11 Fee	GST	Total Fee (GST Incl)
Cleaning per Hour						
Gratwick Hall	66.00	6.60	72.60	68.27	6.83	75.10
Toilets	66.00	6.60	72.60	68.27	6.83	75.10
Upstairs Training Room	66.00	6.60	72.60	68.27	6.83	75.10
Civic Centre Gardens	66.00	6.60	72.60	68.27	6.83	75.10
Sports Ground Charges						
<i>Calculated based on No. Players x No. Teams x No. Games x Charge</i>						
Game Charge	0.64	0.06	0.70	0.73	0.07	0.80
Training Charge	0.32	0.03	0.35	0.36	0.04	0.40
Juniors (playing in a junior competition) <i>Total Charge rounded to nearest \$ (dollar)</i>	Free		Free	Free		Free
Sporting Storage Shed - Seasonal Charge	100.00	10.00	110.00	104.55	10.45	115.00
Sports Ground Charges for Commercial Usage						
Per Day (Reserve and Clubhouse)	282.82	28.28	311.10	290.91	29.09	320.00
Per Day (Reserve Only or Building Only)				145.45	14.55	160.00
Charges for Race Meetings (per race meeting)	1,296.27	129.63	1,425.90	1,340.36	134.04	1,474.40
Sports Ground Lighting						
<i>Colin Matheson Oval</i>						
Low light level per hour	18.00	1.80	19.80	20.18	2.02	22.20
High light level per hour	36.00	3.60	39.60	40.36	4.04	44.40
<i>Kevin Scott Oval, South Hedland</i>						
Low light level per hour	21.55	2.15	23.70	24.09	2.41	26.50
High light level per hour	27.00	2.70	29.70	30.27	3.03	33.30
<i>Marie Marland Reserve, South Hedland</i>						
Low light level per hour	18.00	1.80	19.80	20.18	2.02	22.20
High light level per hour	32.00	3.20	35.20	35.82	3.58	39.40
Netball Courts – Lighting per hour (casual users). NOTE: Association meet all power charges.	14.00	1.40	15.40	15.64	1.56	17.20
Cleaning and Other Charges – Reserves and Recreation Grounds						
Provision of extra bins and collection of rubbish – per 240 Litre bins	39.09	3.91	43.00	40.45	4.05	44.50
Contract cleaning of toilets – per hour	72.73	7.27	80.00	75.18	7.52	82.70
PARKS						
Commercial per day	282.82	28.28	311.10	290.91	29.09	320.00
AQUATIC CENTRES						
<i>Pool Charges</i>						
Adult entry (16+ years)	3.64	0.36	4.00	3.73	0.37	4.10
Child entry (under 2 years)	Free		Free	Free		Free
Child entry	2.45	0.25	2.70	2.55	0.25	2.80
Spectators						
Spectators – Vacation Swim	Free		Free	Free		Free
Family Single Day Pass (Max of 2 Adults 2 Children) – Additional Children are at normal entry charge	7.91	0.79	8.70	8.18	0.82	9.00
Adult 20 Visit Cards	62.82	6.28	69.10	64.91	6.49	71.40
Children 20 Visit Cards	41.27	4.13	45.40	42.64	4.26	46.90
Concession	1.55	0.15	1.70	1.64	0.16	1.80
Swim School	86.27	8.63	94.90	89.18	8.92	98.10

**TOWN OF PORT HEDLAND
PROPOSED FEES AND CHARGES
FOR THE YEAR ENDED 30 JUNE 2011**

FEES AND CHARGES	2009/10 Budget			2010/11 Budget		
	2009/10 Fee	GST	Total Fee (GST Incl)	2010/11 Fee	GST	Total Fee (GST Incl)
Priority User Group Member						
Adult per visit with card	3.00	0.30	3.30	3.09	0.31	3.40
Child per visit with card	2.00	0.20	2.20	2.09	0.21	2.30
Eligible Pensioners (Rates Rebates and Deferment Act)	1.00	0.10	1.10	Free		Free
Seniors Card	1.64	0.16	1.80	1.73	0.17	1.90
Pension Carer if required	Free		Free	Free		Free
Town of Port Hedland Staff Health Incentive (Policy Manual)	Free		Free	Free		Free
Swim Club Coaches – up to 12 nominated coaches for junior programs.	Free		Free	Free		Free
<i>Education Department</i>						
In term swimming classes/school activities:						
Students	2.00	0.20	2.20	2.09	0.21	2.30
Supervising teachers	Free		Free	Free		Free
School Carnivals	2.00	0.20	2.20	2.09	0.21	2.30
Patrons (swimmers, spectators, parents and guardians)	2.00	0.20	2.20	2.09	0.21	2.30
Spectators, parents and guardians) to be Bulk Billed	Free		Free	Free		Free
Lane Hire Fees (other than Swimming Club) (includes entry for people using lane) per hour	27.45	2.75	30.20	28.36	2.84	31.20
Commercial – to be negotiated with Management						
<i>Aqua Run Hire</i>						
Groups – 1 st hour	43.64	4.36	48.00	45.09	4.51	49.60
- Thereafter	33.64	3.36	37.00	34.82	3.48	38.30
Phone – Local Calls Only	0.55	0.05	0.60	0.55	0.05	0.60
<i>Programs</i>						
Aquarobics – all persons (includes entry)	9.82	0.98	10.80	10.18	1.02	11.20
Swimming Lessons – Adult	9.82	0.98	10.80	10.18	1.02	11.20
Swimming Lessons – All persons (includes entry)	8.73	0.87	9.60	9.00	0.90	9.90
Private Lesson (1 on 1)	40.91	4.09	45.00	42.27	4.23	46.50
Vacation Swim – students	2.00	0.20	2.20	2.09	0.21	2.30
Vacation Swim – spectators/parents	Free		Free	Free		Free
Bronze Medallion Course (per person)	150.82	15.08	165.90	155.91	15.59	171.50
Bronze Medallion Requalification (per person)	75.45	7.55	83.00	78.00	7.80	85.80
Pool Lifeguard Award Course (per person)	242.64	24.26	266.90	250.91	25.09	276.00
Pool Lifeguard Award Requalification Course (per person)	91.73	9.17	100.90	94.82	9.48	104.30
Children's Aquatic Programs eg. Flippa Ball, Junior LG	6.36	0.64	7.00	6.55	0.65	7.20
Children's Aquatic Programs x 10	57.27	5.73	63.00	59.18	5.92	65.10
Hire Functions (per hour)						
<i>No Alcohol – Commercial</i>						
0-100 people	68.18	6.82	75.00	70.91	7.09	78.00
101-200 people	107.27	10.73	118.00	110.91	11.09	122.00
201-300 people	124.55	12.45	137.00	129.09	12.91	142.00
301-400 people	152.73	15.27	168.00	158.18	15.82	174.00
401-500 people	254.55	25.45	280.00	263.64	26.36	290.00
<i>Alcohol – Commercial</i>						
(All functions subject to Council Policy on Liquor Consumption on Council Reserves)						
1-100 people	112.73	11.27	124.00	116.36	11.64	128.00
101-200 people	158.18	15.82	174.00	163.64	16.36	180.00
201-300 people	203.64	20.36	224.00	210.91	21.09	232.00
301-400 people	249.09	24.91	274.00	257.27	25.73	283.00
401-500 people	294.55	29.45	324.00	304.55	30.45	335.00
Public Hire of Grounds – No Pool Use	64.73	6.47	71.20	66.91	6.69	73.60
Commercial Hire of Grounds – No Pool Use	70.18	7.02	77.20	72.55	7.25	79.80

**TOWN OF PORT HEDLAND
PROPOSED FEES AND CHARGES
FOR THE YEAR ENDED 30 JUNE 2011**

FEES AND CHARGES	2009/10 Budget			2010/11 Budget		
	2009/10 Fee	GST	Total Fee (GST Incl)	2010/11 Fee	GST	Total Fee (GST Incl)
<i>Special and Discount Prices</i>						
Pool Open Day (Date to be advertised) x 4	Free		Free	Free		Free
Day Time Specials – Adults (Monday to Friday 9am to 2pm during school term, not including public holidays)	2.36	0.24	2.60	2.45	0.25	2.70
50 Family Pass Promotional Tickets – CEO Discretion	Free		Free	Free		Free
100 Child Pass Promotional Tickets – CEO Discretion	Free		Free	Free		Free
300 Adult Pass Promotional Tickets – CEO Discretion	Free		Free	Free		Free
Gym						
Gym & Pool Membership: 12 months	800.00	80.00	880.00	818.18	81.82	900.00
Gym & Pool Membership: 6 months	472.73	47.27	520.00	486.36	48.64	535.00
Gym & Pool Membership: 3 months	281.82	28.18	310.00	290.91	29.09	320.00
Casual Attendance	11.82	1.18	13.00	11.82	1.18	13.00
Joining Fee (inc. consultation)	45.45	4.55	50.00	47.27	4.73	52.00
Personal Training 30 minutes	45.45	4.55	50.00	47.27	4.73	52.00
Personal Training 60 minutes	77.27	7.73	85.00	80.00	8.00	88.00
Corporate Memberships (10+)						10% off each
Special: Nil Joining Fee (4 x per year)						
Special: 1 month free with every 12 month membership (4 x per year)						
Loyalty Program						
Special: Referral						
Free weekly passes (ToPH Manager/CEO discretion)						
Casual Attendance x 10	103.73	10.37	114.10	107.25	10.73	117.98
Casual Attendance x 20	198.00	19.80	217.80	204.76	20.48	225.24
MATT DANN CULTURAL CENTRE						
Movies						
Adults	13.64	1.36	15.00	14.55	1.45	16.00
Concession	10.91	1.09	12.00	11.82	1.18	13.00
Children	9.09	0.91	10.00	10.00	1.00	11.00
Book of 10 Movie Tickets	105.00	10.50	115.50	118.18	11.82	130.00
Supervisors - Movie ticket	9.09	0.91	10.00	10.00	1.00	11.00
Corporate Movie Packages - Minimum 15 Attendees						
Executive Party Package - private screening, catering, staff member, venue for 1 hour prior to screening:-						
- Hire of Venue, plus per person charge	796.36	79.64	876.00	823.64	82.36	906.00
- Per Person Charge	10.00	1.00	11.00	10.00	1.00	11.00
Deluxe Movie Package - public screening, movie ticket, private room hire, catering, staff member	19.09	1.91	21.00	20.00	2.00	22.00
Girls Night Out / Guys Night Out - public screening, movie ticket, private room hire, catering, staff member	17.27	1.73	19.00	18.18	1.82	20.00
Standard Adult Movie Package - movie ticket, popcorn and drink	12.73	1.27	14.00	12.73	1.27	14.00
Birthday Parties and Gift Vouchers						
Child's Party / person - Catered and Movie - Min 8 pax per party booking	16.36	1.64	18.00	17.27	1.73	19.00
Child's Party / person Self Catered and Movie - Min 8 pax per party booking	13.64	1.36	15.00	14.55	1.45	16.00
\$25 Gift Voucher	22.73	2.27	25.00	22.73	2.27	25.00
\$50 Gift Voucher	45.45	4.55	50.00	45.45	4.55	50.00
\$100 Gift Voucher	90.91	9.09	100.00	90.91	9.09	100.00
Venue Hire						
Foyer Only Hire	103.64	10.36	114.00	107.27	10.73	118.00
<i>Theatre Only - Community & Non Commercial Children Performances</i>						
Set Up/Rehearsal, non performance. Days in split sessions	113.09	11.31	124.40	116.91	11.69	128.60
Performance/Event Day	160.27	16.03	176.30	165.73	16.57	182.30

**TOWN OF PORT HEDLAND
PROPOSED FEES AND CHARGES
FOR THE YEAR ENDED 30 JUNE 2011**

FEES AND CHARGES	2009/10 Budget			2010/11 Budget		
	2009/10 Fee	GST	Total Fee (GST Incl)	2010/11 Fee	GST	Total Fee (GST Incl)
<i>Theatre Only - Community & Non Commercial</i>						
Set Up/Rehearsal, non performance. Days in Spilt Sessions	228.64	22.86	251.50	236.45	23.65	260.10
Performance/Event Day	322.91	32.29	355.20	333.91	33.39	367.30
<i>Theatre Only - Commercial & Professional</i>						
Set Up/Rehearsal, non performance. Days in spilt sessions	457.27	45.73	503.00	472.82	47.28	520.10
Performance/Event Day	645.73	64.57	710.30	667.73	66.77	734.50
<i>Full Venue Mode - Theatre/Foyer and Green Room - Community & Non Commercial Children Performances</i>						
Set Up/Rehearsal, non performance. Days in Spilt Sessions	198.00	19.80	217.80	204.73	20.47	225.20
Performance/Event Day	273.36	27.34	300.70	282.64	28.26	310.90
<i>Full Venue Mode - Theatre/Foyer and Green Room - Community & Non Commercial</i>						
Set Up/Rehearsal, No perf. Days in Spilt Sessions	395.91	39.59	435.50	409.36	40.94	450.30
Performance/Event Day	546.82	54.68	601.50	565.45	56.55	622.00
<i>Full Venue Mode - Theatre/Foyer and Green Room - Commercial & Professional</i>						
Set up/Rehearsal, non performance. Days in spilt sessions	471.36	47.14	518.50	487.36	48.74	536.10
Performance/Event Day	848.45	84.85	933.30	877.27	87.73	965.00
Merchandise Fee						
<i>Option 1</i>						
ToPH staff sell all merchandise - \$200.00 or 10% of total sales whichever is greater.	188.55	18.85	207.40	195.00	19.50	214.50
<i>Ticket Production</i>						
Reserved Seating Mode - 100 -307 batch - 75 cents per ticket	207.27	20.73	228.00	214.36	21.44	235.80
General Seating Mode - 100 - 307 batch - 55 cents per ticket	152.00	15.20	167.20	157.18	15.72	172.90
<i>Bond</i>						
Security Bond - Community & Non Commercial			500.00			500.00
Security Bond - Commercial & Professional			1,000.00			1,000.00
Staffing Costs (per hour)						
Technician - Rehearsal & Event Day	34.55	3.45	38.00	36.36	3.64	40.00
Projectionist	29.09	2.91	32.00	30.91	3.09	34.00
Front of House Supervisor	34.55	3.45	38.00	36.36	3.64	40.00
Ushering staff - 1 per 150 guests in theatre	22.73	2.27	25.00	23.64	2.36	26.00
Cleaning per hour	59.09	5.91	65.00	61.82	6.18	68.00
Technical - In Theatre						
<i>Audio:</i>						
Expanded System (larger productions)	94.27	9.43	103.70	97.45	9.75	107.20
<i>Lighting:</i>						
2 Colour Wash	94.27	9.43	103.70	97.45	9.75	107.20
4 Colour Wash	165.00	16.50	181.50	170.64	17.06	187.70
Effects Lighting	141.45	14.15	155.60	146.27	14.63	160.90
Technical - External						
<i>Audio:</i>						
Portable PA System (Chaiyo)	45.27	4.53	49.80	46.82	4.68	51.50
Small PA (Bose)	141.45	14.15	155.60	146.27	14.63	160.90
Large PA (Bose)	212.09	21.21	233.30	219.27	21.93	241.20
Small PA (JBL)	212.09	21.21	233.30	219.27	21.93	241.20
Large PA (JBL)	424.27	42.43	466.70	438.73	43.87	482.60
Small PA (Yamaha)	259.27	25.93	285.20	268.09	26.81	294.90
Large PA (Yamaha)	518.55	51.85	570.40	536.18	53.62	589.80
Foldback System	235.73	23.57	259.30	243.73	24.37	268.10

**TOWN OF PORT HEDLAND
PROPOSED FEES AND CHARGES
FOR THE YEAR ENDED 30 JUNE 2011**

FEES AND CHARGES	2009/10 Budget			2010/11 Budget		
	2009/10 Fee	GST	Total Fee (GST Incl)	2010/11 Fee	GST	Total Fee (GST Incl)
<i>Audio/Lighting Package:</i>						
Large PA System (Yamaha) + 12 Cans (64 med) (on/off)	565.64	56.56	622.20	584.91	58.49	643.40
Major Audio + Lighting Package	2,356.82	235.68	2,592.50	2,436.91	243.69	2,680.60
<i>Lighting:</i>						
Small Lighting Pack	28.27	2.83	31.10	29.27	2.93	32.20
Small/Medium	84.82	8.48	93.30	87.73	8.77	96.50
Medium/Large	132.00	13.20	145.20	136.45	13.65	150.10
Large	235.73	23.57	259.30	243.73	24.37	268.10
<i>All technical costs are subject to the staffing for setting up and breaking down of equipment.</i>						
Equipment Hire						
Commercial Hirers						
<i>All technical costs are subject to the staffing for setting up and breaking down of equipment.</i>						
<i>Audio Gear:</i>						
<i>Consoles:</i>						
Yamaha Sound Desk - 16 Channel	66.00	6.60	72.60	68.27	6.83	75.10
Allan & Heath GL2200 24/4/2 FOH	235.73	23.57	259.30	243.73	24.37	268.10
Behringer Eurorack MX 1604A	47.18	4.72	51.90	48.82	4.88	53.70
<i>Amplifiers:</i>						
Yamaha P4500 460W/Ch @ 8 ohm Stereo	94.27	9.43	103.70	97.45	9.75	107.20
QUEST PA3000 300W/Ch @ 8 ohm Stereo	94.27	9.43	103.70	97.45	9.75	107.20
ARX Amplifier	47.18	4.72	51.90	48.82	4.88	53.70
Amcron Geodyne 1	70.73	7.07	77.80	73.09	7.31	80.40
<i>Crossovers:</i>						
DBX Driverack PA	70.73	7.07	77.80	73.09	7.31	80.40
Behringer CX3400 Crossover	37.73	3.77	41.50	39.00	3.90	42.90
<i>Speakers:</i>						
Bose 802's	61.27	6.13	67.40	63.36	6.34	69.70
Bose 302's	94.27	9.43	103.70	97.45	9.75	107.20
Bose 802-c Controller	18.82	1.88	20.70	19.45	1.95	21.40
Yamaha S115IV 15" Two-way 500W/1000W	113.09	11.31	124.40	116.91	11.69	128.60
Yamaha 15" SUB (Dual Woofer)	141.45	14.15	155.60	146.27	14.63	160.90
JBL 15" FOH	94.27	9.43	103.70	97.45	9.75	107.20
JBL 18" SUB	122.55	12.25	134.80	126.73	12.67	139.40
Yamaha 15" Wedges	75.45	7.55	83.00	78.00	7.80	85.80
Yamaha 12" Wedges	70.73	7.07	77.80	73.09	7.31	80.40
<i>CD/Tape/MD:</i>						
Tape Deck	33.91	3.39	37.30	35.09	3.51	38.60
CD Player	37.73	3.77	41.50	39.00	3.90	42.90
Denon Dual CD Player	141.45	14.15	155.60	146.27	14.63	160.90
American DJ Dual CD Player	113.09	11.31	124.40	116.91	11.69	128.60
Mini Disk Player/Recorder	113.09	11.31	124.40	116.91	11.69	128.60
Mini Disk/CD Player Combo (MD Recorder)	141.45	14.15	155.60	146.27	14.63	160.90
<i>Signal Processors/EQ's etc:</i>						
Behringer HA4700 Headphone Amp	37.73	3.77	41.50	39.00	3.90	42.90
Behringer T1952 Tube Compressor	37.73	3.77	41.50	39.00	3.90	42.90
Behringer Ultragraph-Pro 31 Band Equalizer GEQ3102	37.73	3.77	41.50	39.00	3.90	42.90
Yamaha 31 Band Equalizer	33.00	3.30	36.30	34.09	3.41	37.50
Behringer PX 1000 Patch Bay	37.73	3.77	41.50	39.00	3.90	42.90
Behringer Virtualizer Pro FX Unit DSP2024P	37.73	3.77	41.50	39.00	3.90	42.90
Behringer Ultracurve DSP 8024	56.55	5.65	62.20	58.45	5.85	64.30
DBX Compressor/Limiter 160A	37.73	3.77	41.50	39.00	3.90	42.90
Phonic Verlixex Digital Reverberator	37.73	3.77	41.50	39.00	3.90	42.90
Yamaha FX Unit	37.73	3.77	41.50	39.00	3.90	42.90

**TOWN OF PORT HEDLAND
PROPOSED FEES AND CHARGES
FOR THE YEAR ENDED 30 JUNE 2011**

FEES AND CHARGES	2009/10 Budget			2010/11 Budget		
	2009/10 Fee	GST	Total Fee (GST Incl)	2010/11 Fee	GST	Total Fee (GST Incl)
<i>Microphones:</i>						
Shure SM57 Industry standard Instrument Microphone	33.00	3.30	36.30	34.09	3.41	37.50
Shure SM58 Industry standard Vocal Microphone	42.45	4.25	46.70	43.91	4.39	48.30
Shure SM58 Wireless Mic Kit	113.09	11.31	124.40	116.91	11.69	128.60
Shure PGDMK6 Drum Mic Kit	169.73	16.97	186.70	175.45	17.55	193.00
AKG D222 Acoustic Microphone	28.27	2.83	31.10	29.27	2.93	32.20
AKG 190E Microphone	28.27	2.83	31.10	29.27	2.93	32.20
EV Egg-Mic	28.27	2.83	31.10	29.27	2.93	32.20
Shure BG 4.1 Microphone	56.55	5.65	62.20	58.45	5.85	64.30
Microphone stands (each)	18.82	1.88	20.70	19.45	1.95	21.40
<i>Cables:</i>						
Multicore 30M 16/6	94.27	9.43	103.70	97.45	9.75	107.20
Microphone leads 5-15 metre (each)	3.73	0.37	4.10	3.82	0.38	4.20
Speaker cables/extension leads (each)	5.64	0.56	6.20	5.82	0.58	6.40
240V 10AMP 20M Power Lead	9.45	0.95	10.40	9.82	0.98	10.80
240V 15AMP 20M Power Lead	11.27	1.13	12.40	11.64	1.16	12.80
3 Phase 30M Power Lead	94.27	9.43	103.70	97.45	9.75	107.20
<i>DI Boxes:</i>						
Behringer Active DI-100	37.73	3.77	41.50	39.00	3.90	42.90
DI Boxes (Passive)	28.27	2.83	31.10	29.27	2.93	32.20
All Equipment Hire Costs are subject to the staffing for setting up and breaking down of equipment.						
Bulk Hire (Room & Equipment) per year per hour (Minimum of 24 times per year)	2,592.55	259.25	2,851.80	2,680.73	268.07	2,948.80
<i>Lighting:</i>						
<i>Consoles:</i>						
Desk - Jands Event 48 Channel	113.09	11.31	124.40	116.91	11.69	128.60
<i>Dimmer Racks:</i>						
Jands Roadpak Dimmer	70.73	7.07	77.80	73.09	7.31	80.40
Jands FP12 Dimmer Rack	70.73	7.07	77.80	73.09	7.31	80.40
<i>Theatrical Lamps:</i>						
Selcon Axial (1000W) (Each)	37.73	3.77	41.50	39.00	3.90	42.90
Selcon Pacific (Each)	28.27	2.83	31.10	29.27	2.93	32.20
Selcon Zoom Spot	28.27	2.83	31.10	29.27	2.93	32.20
500W Fresnel (Each)	17.00	1.70	18.70	17.55	1.75	19.30
1000W Fresnel (Each)	18.82	1.88	20.70	19.45	1.95	21.40
500W Profile (Each)	28.27	2.83	31.10	29.27	2.93	32.20
1000W Profile (Each)	33.00	3.30	36.30	34.09	3.41	37.50
500W Floods (Each)	14.18	1.42	15.60	14.64	1.46	16.10
1200W Follow spot inc. Stand and gel frame	70.73	7.07	77.80	73.09	7.31	80.40
<i>Generic Lamps:</i>						
300W Par 56 (Each)	14.18	1.42	15.60	14.64	1.46	16.10
1000W Par 64's (pair) inc. Two for	33.00	3.30	36.30	34.09	3.41	37.50
<i>Effects Lighting:</i>						
iMove 5W	141.45	14.15	155.60	146.27	14.63	160.90
Tango	61.27	6.13	67.40	63.36	6.34	69.70
Large Disco Ball + 2 Pinspots	94.27	9.43	103.70	97.45	9.75	107.20
<i>Other Lighting:</i>						
iColor 4	56.55	5.65	62.20	58.45	5.85	64.30
iColor 4 Controller	18.82	1.88	20.70	19.45	1.95	21.40
<i>Stands/Truss:</i>						
Truss System	94.27	9.43	103.70	97.45	9.75	107.20
3M Push-Up Lighting Stands	28.27	2.83	31.10	29.27	2.93	32.20

**TOWN OF PORT HEDLAND
PROPOSED FEES AND CHARGES
FOR THE YEAR ENDED 30 JUNE 2011**

FEES AND CHARGES	2009/10 Budget			2010/11 Budget		
	2009/10 Fee	GST	Total Fee (GST Incl)	2010/11 Fee	GST	Total Fee (GST Incl)
Complete Sound & Lighting Gig <i>All technical costs are subject to the staffing for setting up and breaking down of equipment.</i>	2,356.82	235.68	2,592.50	2,436.91	243.69	2,680.60
Pilbara Family Day Care Annual Carer's Membership Fee				136.36	13.64	150.00
JD HARDIE CENTRE						
Health & Fitness						
Casual Fitness Class Attendance	11.36	1.14	12.50	11.73	1.17	12.90
Term Fitness Class Attendance	7.27	0.73	8.00	7.55	0.75	8.30
3 Month Gym Membership	127.27	12.73	140.00	131.64	13.16	144.80
6 Month Gym Membership	218.18	21.82	240.00	225.64	22.56	248.20
12 Month Gym Membership	377.27	37.73	415.00	390.09	39.01	429.10
Joining Fee	42.73	4.27	47.00	44.18	4.42	48.60
Casual Pass	8.64	0.86	9.50	8.91	0.89	9.80
Casual Pass x 10	77.27	7.73	85.00	79.91	7.99	87.90
Corporate Memberships (10+)						10% discount
Special: Nil Joining Fee (4 x per year)						
Special: 1 month free with a 12 month membership (4 x)						
Programs						
Holiday Program per day	27.27	2.73	30.00	31.82	3.18	35.00
Birthday Party without Bouncy Castle – per child	14.09	1.41	15.50	14.55	1.45	16.00
Birthday Party with Bouncy Castle – per child	17.27	1.73	19.00	17.82	1.78	19.60
Certified Program - Casual Attendance: Child	7.27	0.73	8.00	7.73	0.77	8.50
Adult	8.18	0.82	9.00	8.64	0.86	9.50
Certified Program - Term Attendance: Single Child	4.55	0.45	5.00	5.00	0.50	5.50
Adult	5.45	0.55	6.00	5.91	0.59	6.50
General Program - Casual Attendance: Single Child	6.36	0.64	7.00	6.82	0.68	7.50
Adult	7.27	0.73	8.00	7.73	0.77	8.50
General Program - Term Attendance: Single Child	3.64	0.36	4.00	4.09	0.41	4.50
Adult	4.55	0.45	5.00	5.91	0.59	6.50
Youth Program - 1 x term	2.73	0.27	3.00	2.73	0.27	3.00
Event Attendance	4.55	0.45	5.00	5.00	0.50	5.50
Introductory Program	Free		Free	Free		Free
Equipment Hire						
Value < \$200 (some equipment exempt)	Free		Free	Free		Free
Value > \$200 < \$1000 (some equipment exempt) / 24 hours	72.73	7.27	80.00	75.18	7.52	82.70
Value > \$1000 (some equipment exempt) / 24 hours	190.91	19.09	210.00	197.36	19.74	217.10
Facility Rental - Opening Hours - Off Peak						
Stadium Hall – per hour	28.18	2.82	31.00	29.09	2.91	32.00
Minor Hall – per hour	23.64	2.36	26.00	24.55	2.45	27.00
Meeting Room - per hour	21.82	2.18	24.00	22.73	2.27	25.00
Exclusive Use – per 12 hours	404.55	40.45	445.00	418.18	41.82	460.00
Court Hire – No lights required (per hour per court)	9.09	0.91	10.00	9.09	0.91	10.00
Court Hire – Lights required (per hour per court)	14.55	1.45	16.00	15.45	1.55	17.00
Per User				4.09	0.41	4.50
Facility Rental - Opening Hours - Education Dept.						
Stadium Hall – per hour				14.55	1.45	16.00
Minor Hall – per hour				12.27	1.23	13.50
Facility Rental - Opening Hours - Peak						
Stadium Hall – per hour				31.82	3.18	35.00
Minor Hall – per hour				27.27	2.73	30.00

**TOWN OF PORT HEDLAND
PROPOSED FEES AND CHARGES
FOR THE YEAR ENDED 30 JUNE 2011**

FEES AND CHARGES	2009/10 Budget			2010/11 Budget		
	2009/10 Fee	GST	Total Fee (GST Incl)	2010/11 Fee	GST	Total Fee (GST Incl)
Facility Rental - Opening Hours - Peak						
Stadium Hall – per hour	35.45	3.55	39.00	36.36	3.64	40.00
Minor Hall – per hour	29.09	2.91	32.00	30.00	3.00	33.00
Meeting Room - per hour	27.27	2.73	30.00	28.18	2.82	31.00
Court Hire – No lights required (per hour per court)	11.82	1.18	13.00	11.82	1.18	13.00
Court Hire – Lights required (per hour per court)	18.18	1.82	20.00	19.09	1.91	21.00
Fixtured Sports Program						
Nomination Fee	40.91	4.09	45.00	42.73	4.27	47.00
Senior – no umpire	4.55	0.45	5.00	4.55	0.45	5.00
Senior – umpire required	7.27	0.73	8.00	7.27	0.73	8.00
Junior – no umpire	2.27	0.23	2.50	2.73	0.27	3.00
Junior – umpire required	3.18	0.32	3.50	3.64	0.36	4.00
Certified Umpire – standard number per game	17.27	1.73	19.00	18.18	1.82	20.00
Certified Umpire – additional work required	20.91	2.09	23.00	21.82	2.18	24.00
Umpire – standard number per game	14.55	1.45	16.00	15.45	1.55	17.00
Umpire – additional work required	17.27	1.73	19.00	18.18	1.82	20.00
Crèche						
Attendance per session	2.82	0.28	3.10	2.91	0.29	3.20
LIBRARY & INFORMATION SERVICES						
Printing / copying (A4) per page				0.27	0.03	0.30
Printing / copying (A3) per page				0.18	0.02	0.20
Photocopying from microfilm reader	0.27	0.03	0.30	0.27	0.03	0.30
Library Bags	3.18	0.32	3.50	3.27	0.33	3.60
Facsimile (maximum 5 pages including cover sheet)	2.73	0.27	3.00	2.82	0.28	3.10
Laminating (A4) per page				2.27	0.23	2.50
Laminating (A3) per page				3.18	0.32	3.50
Administration Fee for Lost / Damaged Items				10.91	1.09	12.00
Lost Membership Card Replacement	2.09	0.21	2.30	2.18	0.22	2.40
Late Book Return (per member items 2 weeks over due)	2.09	0.21	2.30	2.18	0.22	2.40
Colour Print (Public PC)	0.91	0.09	1.00	0.91	0.09	1.00
Local Historical Collection Research - per hour (<i>commercial users only</i>)				21.82	2.18	24.00
Annual Book Club Membership Fee				18.18	1.82	20.00
Programs Workshops (External Facilitators):-						
- Adults				13.64	1.36	15.00
- Children				4.55	0.45	5.00
Community Bus (24 Seats)						
Bond (waiver at CEO discretion)			1,000.00			1,000.00
Hire per Day (or part there of)	45.45	4.55	50.00	47.00	4.70	51.70
Rate per kilometre (first 100km free)	0.27	0.03	0.30	0.27	0.03	0.30
ENVIRONMENTAL HEALTH						
Trading in Public Places						
Application Fee	47.00		47.00	48.60		48.60
1 Day Fee	47.00		47.00	48.60		48.60
1 week or part thereof	109.00		109.00	113.00		113.00
1 month or part thereof	218.00		218.00	225.00		225.00
1 year or part thereof	534.00		534.00	552.00		552.00
Lodging Houses						
Lodging House Registration (includes Motels)	200.00		200.00	200.00		200.00
Food Act 2008						
Notification Fee - high, medium & low risk						50.00
Notification Fee - Exempted Food Premises, Not for Profit & Community Groups						No Fee

**TOWN OF PORT HEDLAND
PROPOSED FEES AND CHARGES
FOR THE YEAR ENDED 30 JUNE 2011**

FEES AND CHARGES	2009/10 Budget			2010/11 Budget		
	2009/10 Fee	GST	Total Fee (GST Incl)	2010/11 Fee	GST	Total Fee (GST Incl)
Registered Premises Assessment Fee						
High Risk (2 assessments per year)						400.00
Medium Risk (2 assessments per year)						400.00
Low Risk (1 assessment per year)						200.00
Very Low Risk						No Fee
Second & Subsequent Re-Assessment (fee per hour)						88.00
Transfer Fee						50.00
Application Fee - Construct & Establish a Food Premises (s110(3)) & Includes Notification Fee						
High Risk						275.00
Medium Risk						275.00
Low Risk						170.00
Supplementary Fees Based on Fee for Service (LG Act 1995 Part 6 Div 5 Sub 2)						
- first hour						176.00
- each hour thereafter						88.00
Assessing Lodging House Floor Plans						
Assessment of lodging house floor plans including site visit	109.09	10.91	120.00	112.73	11.27	124.00
Research Fee – Research required above normal service						
- first hour	56.36	5.64	62.00	160.00	16.00	176.00
- each hour thereafter				80.00	8.00	88.00
Holiday Chalets and Cabins per unit	15.45	1.55	17.00	16.36	1.64	18.00
Private Water/Food Sampling Requested for Analysis (Lab analysis not included, sample inspection only.)						
- first hour	89.09	8.91	98.00	160.00	16.00	176.00
- each hour thereafter				80.00	8.00	88.00
Temporary Accommodation Application Fee	150.00	15.00	165.00	155.45	15.55	171.00
Certificates						
Liquor Act Certification Section 39						
- first hour	70.91	7.09	78.00	160.00	16.00	176.00
- each hour thereafter				80.00	8.00	88.00
Gaming Act Certification Section 50 (1)						
- first hour	70.91	7.09	78.00	160.00	16.00	176.00
- each hour thereafter				80.00	8.00	88.00
Local Government Report Fee (Septic tank applications to Dept of Health)						
Local government report fee	98.18	9.82	108.00	98.18	9.82	108.00
Private Works						
Environmental Health Officer requested to do works (e.g. special sampling for other companies, including equipment)						
- first hour	80.00	8.00	88.00	160.00	16.00	176.00
- each hour thereafter				80.00	8.00	88.00
Asbestos Sampling						
Take asbestos sample and have analysed and supply report (does not include analysis costs)						
- first hour	150.91	15.09	166.00	160.00	16.00	176.00
- each hour thereafter				80.00	8.00	88.00
Assessing Hairdresser Floor Plans						
Assessment of hairdresser fit out plans including site visit	56.36	5.64	62.00	58.18	5.82	64.00

**TOWN OF PORT HEDLAND
PROPOSED FEES AND CHARGES
FOR THE YEAR ENDED 30 JUNE 2011**

FEES AND CHARGES	2009/10 Budget			2010/11 Budget		
	2009/10 Fee	GST	Total Fee (GST Incl)	2010/11 Fee	GST	Total Fee (GST Incl)
BUILDING SERVICES						
Building Licence						
<i>Building Licence Bonds</i>						
Kerbing (entire lot frontages) (per m)	30.00		30.00	40.00		40.00
Footpaths (includes dual use paths entire lot frontage) (per m2)	145.00		145.00	149.90		149.90
Priority Property Enquiry	193.27	19.33	212.60	199.82	19.98	219.80
Search Fee for each of property files for plans on existing buildings	66.00	6.60	72.60	68.27	6.83	75.10
Sale of Plans	14.18	1.42	15.60	14.64	1.46	16.10
Professional Advice/Inspection Fees	136.73	13.67	150.40	141.36	14.14	155.50
Building Application Amended Plan Fee	50.00	5.00	55.00	51.73	5.17	56.90
TOWN PLANNING						
SCHEME AMENDMENTS & STRUCTURE PLANS						
Initial Application	1,555.45	155.55	1,711.00	1,608.36	160.84	1,769.20
Finalisation of Application	1,555.45	155.55	1,711.00	1,608.36	160.84	1,769.20
Advertising						
On-site	467.27	46.73	514.00	483.18	48.32	531.50
Newspaper	At Cost		At Cost	At Cost		At Cost
Copies of Scheme Text	23.64	2.36	26.00	24.45	2.45	26.90
ECONOMIC DEVELOPMENT						
Economic and Land Development Advice - incl. written, research, presentations etc (per hour)				63.64	6.36	70.00
Publications (excludes those where amount determined by other legislation)						At Cost plus 10%
RANGER SERVICES						
Dogs & Cats (GST Exempt)						
Seizure and impounding of a dog - Unregistered	90.00	9.00	99.00	102.37	-	102.00
Seizure and impounding of a dog – second or subsequent impoundment	90.00	9.00	99.00	102.37	-	102.00
Seizure and impounding of a dog (poundable)	56.36	5.64	62.00	64.11	-	64.00
Maintenance of dog in pound (pay per day or part thereof) – sustenance	11.82	1.18	13.00	13.44	-	15.00
Maintenance of cat/kitten in pound (pay per day or part thereof) – sustenance	-	-	-	5.00	-	5.00
Seizure and return of dog without impounding	56.36	5.64	62.00	64.11	-	64.00
Return of a dog impounded outside normal hours	37.27	3.73	41.00	42.39	-	42.00
Destruction of dog	22.73	2.27	25.00	25.85	-	26.00
Destruction of cat/kitten	-	-	-	10.00	-	10.00
Licence to keep an approved kennel	109.09	10.91	120.00	124.08	-	124.00
Renewal of a licence to keep an approved kennel	56.36	5.64	62.00	64.11	-	64.00
Deposit Dog Anti Barking Collar	90.91	9.09	100.00	103.40	-	103.00
Hire of Dog Anti Barking Collar – per fortnight	11.82	1.18	13.00	13.44	-	13.00
Kennel licence	60.00	-	60.00	62.04	-	62.00
Impound Fees (GST Exempt)						
Impound Fees Chargable by Ranger after 06:00am and before 18:00pm				180.00	-	180.00
Impound Fees Chargable by Ranger after 18:00pm and before 06:00am				200.00	-	200.00
Poundage Fees for Cattle Impounded						
- first 24 hours				15.00	-	15.00
- each 24 hours or part thereafter				5.00	-	5.00
Sustenance for Cattle Impounded each 24 hours or part thereafter				5.00	-	5.00
Impound, Poundage, Sustenance fees for suckling animal under the age of 6 months running with its mother				Free		Free

**TOWN OF PORT HEDLAND
PROPOSED FEES AND CHARGES
FOR THE YEAR ENDED 30 JUNE 2011**

FEES AND CHARGES	2009/10 Budget			2010/11 Budget		
	2009/10 Fee	GST	Total Fee (GST Incl)	2010/11 Fee	GST	Total Fee (GST Incl)
Abandoned Vehicles						
Towing Charge	At Cost		At Cost	At Cost		At Cost
Storage of impounded vehicle (per month or part thereof)	56.36	5.64	62.00	58.18	5.82	64.00
Administrative Maintenance	22.73	2.27	25.00	23.64	2.36	26.00
Trespassing Livestock (GST Exempt)						
Trespass in enclosed growing crop of any kind, or enclosure from which the crop has not been removed or in an enclosed public cemetery or sanitary site						
- Entire horses, mares, geldings, bulls, oxen, steers, heifers, calves, asses, mules, or camels (per head)				200.00	-	200.00
- Pigs of any description (per head)				200.00	-	200.00
- Sheep of any description (per head)				180.00	-	180.00
- Goats (per head)				180.00	-	180.00
Trespass in an unenclosed paddock or meadow of grass or of stubble						
- Entire horses, mares, geldings, bulls, oxen, steers, heifers, calves, asses, mules, or camels (per head)				200.00	-	200.00
- Pigs of any description (per head)				200.00	-	200.00
- Sheep of any description (per head)				180.00	-	180.00
- Goats (per head)				180.00	-	180.00
Trespass in other enclosed land						
- Entire horses, mares, geldings, bulls, oxen, steers, heifers, calves, asses, mules, or camels (per head)				200.00	-	200.00
- Pigs of any description (per head)				200.00	-	200.00
- Sheep of any description (per head)				180.00	-	180.00
- Goats (per head)				180.00	-	180.00
Trespass in other unenclosed land						
- Entire horses, mares, geldings, bulls, oxen, steers, heifers, calves, asses, mules, or camels (per head)				200.00	-	200.00
- Pigs of any description (per head)				200.00	-	200.00
- Sheep of any description (per head)				180.00	-	180.00
- Goats (per head)				180.00	-	180.00
Traps						
Vermin Trap - Hire (per fortnight or part thereof)	11.82	1.18	13.00	11.82	1.18	13.00
- Deposit	50.00		50.00	52.00		52.00
Vermin Trap Replacement Fee	122.73	12.27	135.00	127.27	12.73	140.00
Dog Trap - Hire (per day)	22.73	2.27	25.00	23.64	2.36	26.00
- Bond	20.00		20.00	21.00		21.00
Dog Trap Replacement Fee	457.27	45.73	503.00	472.73	47.27	520.00
Destruction of Cat	6.36	0.64	7.00	6.36	0.64	7.00
Dangerous Dog Collars and Signs						At Cost
Shopping Trolleys						
Release of Impounded Shopping Trolleys	28.18	2.82	31.00	29.09	2.91	32.00
ENGINEERING SERVICES						
Engineering Private Works are not included						
Private Works (per hour)						
Administration Charge - all works	87.18	8.72	95.90	90.18	9.02	99.20
Plant Hire (per hour, minimum of 1 hour)						
Front end loader (Cat IT18F)	108.18	10.82	119.00	115.45	11.55	127.00
Front end loader (Furakawa FL35II)	96.36	9.64	106.00	102.73	10.27	113.00
Crawler loader	180.00	18.00	198.00	192.73	19.27	212.00
Tip truck - 10m ³	121.82	12.18	134.00	130.00	13.00	143.00
6m ³	90.00	9.00	99.00	96.36	9.64	106.00
Street sweeper (large)	143.64	14.36	158.00	153.64	15.36	169.00
Street sweeper (small - green machine)	100.00	10.00	110.00	107.27	10.73	118.00
Road maintenance truck (plus materials & extra labour)	108.18	10.82	119.00	115.45	11.55	127.00
Tractor and broom	108.18	10.82	119.00	115.45	11.55	127.00
Tractor and slasher	108.18	10.82	119.00	115.45	11.55	127.00

**TOWN OF PORT HEDLAND
PROPOSED FEES AND CHARGES
FOR THE YEAR ENDED 30 JUNE 2011**

FEES AND CHARGES	2009/10 Budget			2010/11 Budget		
	2009/10 Fee	GST	Total Fee (GST Incl)	2010/11 Fee	GST	Total Fee (GST Incl)
Tractor and Roller	121.82	12.18	134.00	130.00	13.00	143.00
Labour	48.18	4.82	53.00	51.82	5.18	57.00
Grader	155.45	15.55	171.00	166.36	16.64	183.00
Backhoe	110.00	11.00	121.00	117.27	11.73	129.00
Landfill Compactor Unit	220.91	22.09	243.00	236.36	23.64	260.00
Excavator	143.64	14.36	158.00	153.64	15.36	169.00
<i>Note: all plant hire will incur labour charges, plant will not be dry hired.</i>						
Design and Contract Services						
Tender Specification Documentation Deposit (when applied)	181.82	18.18	200.00	188.18	18.82	207.00
Unsealed Road Maintenance Contribution						
Road Train Users - this fee will be applicable when Council has approved road train access to an unsealed road conditional upon the users entering into a maintenance agreement with Council (per tonne/per kilometre or part thereof)				0.05	0.01	0.06
Private Works (per hour)						
Administration Charge - all works	89.55	8.95	98.50	92.55	9.25	101.80
Materials						
Water (ex standpipe) (per kilolitre)	2.09	0.21	2.30	2.18	0.22	2.40
NOTE: ** This charge is cost of handling charges only.						
Domestic Waste						
Domestic waste - private residents (per car load, trailer load, ute load, etc)	Free		Free	Free		Free
Cars, Utilities, trailers, 4WDs						
Domestic waste – commercial contractor (per tonne)	36.00	3.60	39.60	37.18	3.72	40.90
* Domestic waste – commercial contractor (per m3)	33.82	3.38	37.20	35.00	3.50	38.50
Green waste (sorted and ready to mulch) - private residents	Free		Free	Free		Free
Clean fill (tonne)	Free		Free	Free		Free
NOTE: * This charge to apply ONLY when weighbridge is not operational.						
Industrial Waste						
Trucks; Commercial & Industrial Waste						
* Industrial Waste (per m3)	33.82	3.38	37.20	35.00	3.50	38.50
Industrial Waste (tonne)	36.00	3.60	39.60	37.18	3.72	40.90
Building rubble, bricks, concrete, etc (per tonne)	16.91	1.69	18.60	17.45	1.75	19.20
Scrap metal including whitegoods	11.27	1.13	12.40	11.64	1.16	12.80
Wood - clean pallets, structural timber, etc (tonne)	36.00	3.60	39.60	37.18	3.72	40.90
Clean fill (tonne)	Free		Free	Free		Free
Green waste (sorted and ready to mulch) - commercial contractors - (per tonne)	Free		Free	Free		Free
Green Waste (contaminated) - (per tonne)	Free		Free	Free		Free
NOTE: * This charge to apply ONLY when weighbridge is not operational.						
Mulching						
Sale of End Product						
Mulch – self load (per m3)	47.18	4.72	51.90	48.82	4.88	53.70
Loading Only (Refer Private Works Plant Hire)						
Washdown Facility						
Per truck – only available to refuse trucks	15.09	1.51	16.60	15.64	1.56	17.20
NOTE: Drivers to operate unit.						

**TOWN OF PORT HEDLAND
PROPOSED FEES AND CHARGES
FOR THE YEAR ENDED 30 JUNE 2011**

FEES AND CHARGES	2009/10 Budget			2010/11 Budget		
	2009/10 Fee	GST	Total Fee (GST Incl)	2010/11 Fee	GST	Total Fee (GST Incl)
Vehicle Bodies						
Truck bodies and large equipment (must be cut up) (per tonne)	11.27	1.13	12.40	11.64	1.16	12.80
Car bodies – Domestic Disposal	Free		Free	Free		Free
Car bodies – Domestic Disposal (whole)	Free		Free	Free		Free
Car bodies – Domestic Disposal(cut up)	Free		Free	Free		Free
Car bodies – Commercial/Industrial (whole or cut up) (per tonne)	11.27	1.13	12.40	11.64	1.16	12.80
Trailers & boats (each)	11.27	1.13	12.40	11.64	1.16	12.80
200 litre drums (each)	6.73	0.67	7.40	7.00	0.70	7.70
Caravans (each)	67.55	6.75	74.30	69.82	6.98	76.80
Liquid Waste						
* Grease traps, waste water, effluent. (per litre)	0.05	0.00	0.05	0.09	0.01	0.10
NOTE: * This charge to apply ONLY when weighbridge is not operational.						
Grease traps, waste water, effluent (per tonne)	33.82	3.38	37.20	45.45	4.55	50.00
Min	11.27	1.13	12.40	11.64	1.16	12.80
Tyres						
Passenger car size, motor bike	3.91	0.39	4.30	4.00	0.40	4.40
Light trucks.4WD type	5.64	0.56	6.20	5.82	0.58	6.40
Truck	11.27	1.13	12.40	11.64	1.16	12.80
Tractor-loader-floatation	28.18	2.82	31.00	29.18	2.92	32.10
Haulpak-dump truck	247.73	24.77	272.50	256.18	25.62	281.80
Tyres already shredded (per tonne or part thereof)	18.00	1.80	19.80	18.64	1.86	20.50
Tyres not shredded (per tonne or part thereof)				363.64	36.36	400.00
Hazardous Waste (Which is deemed acceptable)						
Burial fee (all hazardous loads will attract this fee, plus disposal charge)	51.18	5.12	56.30	52.91	5.29	58.20
Asbestos (fully sealed in plastic) (per m3)	36.00	3.60	39.60	37.18	3.72	40.90
SMF (Synthetic mineral fibre insulation) (fully sealed in plastic)(per tonne or part thereof)	36.00	3.60	39.60	37.18	3.72	40.90
Medical Waste	36.00	3.60	39.60	37.18	3.72	40.90
Contaminated Soils	36.00	3.60	39.60	37.18	3.72	40.90
Dead animals	36.00	3.60	39.60	37.18	3.72	40.90
Analysis of hazardous waste may be required before acceptance.						
Use of Weighbridge Only						
Weighing charge only (no disposals) (per ticket)	11.27	1.13	12.40	11.64	1.16	12.80
Developer Contributions Headwork Charges - Drainage (per m2)						
The following drainage headworks charges will apply to land development where storm water run-off is designed to discharge into Council's drainage system and is approved by the Council to discharge into same:						
Sale of monthly building licence print outs - pre stamped envelope to be provided (pa)						
Subdivision Supervision Fee (% of value)			0.01%			0.01%

**TOWN OF PORT HEDLAND
PROPOSED FEES AND CHARGES
FOR THE YEAR ENDED 30 JUNE 2011**

FEES AND CHARGES	2009/10 Budget			2010/11 Budget		
	2009/10 Fee	GST	Total Fee (GST Incl)	2010/11 Fee	GST	Total Fee (GST Incl)
<i>Development Bonds:</i>						
- Kerb - per linear metre	60.00		60.00	62.00		62.00
- Verge - per linear metre						1,500.00
- Footpaths - per square metre	150.00		150.00	155.10		155.10
- Crossovers - estimated cost that meet/exceeds minimum standard (to maximum \$350.00)	0.63		0.63	0.65		0.65
- Supervision fee						
- with CP Eng. (Contract sum)	2%		2%	2%		2%
- without CP ENG (contract sum)	3%		3%	3%		3%
- Maintenance Bonds - 12 months (min) (Contract sum)	5%		5%	5%		5%
- Other Bonds (Estimated Cost)						
- Road openings (estimated cost)						
- Road opening permit	56.27	5.63	61.90	58.18	5.82	64.00
Bonds will only be accepted in cash or bankers guarantee						
CEMETERY FEES						
<i>On application to hold a funeral, the following fees shall be payable in advance</i>						
Grave Site Digging						
<i>Digging grave to 1.8m deep – Adults</i>						
Weekdays	315.18	31.52	346.70	325.91	32.59	358.50
Saturdays	607.91	60.79	668.70	628.55	62.85	691.40
Sundays/Public Holidays	844.64	84.46	929.10	873.36	87.34	960.70
<i>Digging grave to 1.2m deep – child under 5 years</i>						
Weekdays	247.55	24.75	272.30	256.00	25.60	281.60
Saturdays	450.55	45.05	495.60	465.91	46.59	512.50
Sundays/Public Holidays	641.73	64.17	705.90	663.55	66.35	729.90
Issues of Grant of Right of Burial						
Certificate and Registration	27.91	2.79	30.70	28.82	2.88	31.70
Plot Fee						
Land for grave 2.75 x 1.5m where directed	39.18	3.92	43.10	40.55	4.05	44.60
Land for grave 2.75 x 3m where directed	67.64	6.76	74.40	69.91	6.99	76.90
Land for grave 2.75 x 1.5m selected by applicant	56.36	5.64	62.00	58.27	5.83	64.10
Land for grave 2.75 x 3m selected by applicant	90.18	9.02	99.20	93.27	9.33	102.60
<i>For Sinking Any Grave beyond 1.8m</i>						
For each additional 0.3m or part thereof	45.09	4.51	49.60	46.64	4.66	51.30
For re-opening any grave	202.45	20.25	222.70	209.36	20.94	230.30
For interment in or filling in of re-opened grave	90.18	9.02	99.20	93.27	9.33	102.60
For each interment without due notice under local law	281.36	28.14	309.50	290.91	29.09	320.00
Re-opening grave for exhumation	202.45	20.25	222.70	209.36	20.94	230.30
Re-interment after exhumation	169.09	16.91	186.00	174.82	17.48	192.30
Re-opening interment and re-interment on a Saturday, Sunday or Public Holiday – Extra per Service	253.73	25.37	279.10	262.36	26.24	288.60
<i>Miscellaneous</i>						
Late arrival of funeral procession at cemetery	84.27	8.43	92.70	87.18	8.72	95.90
Late arrival of funeral procession at grave site	84.27	8.43	92.70	87.18	8.72	95.90
One off Monumental Masons Licence	153.45	15.35	168.80	158.64	15.86	174.50
Monumental masons licence	153.45	15.35	168.80	158.64	15.86	174.50
Funeral directors licence	153.45	15.35	168.80	158.64	15.86	174.50
Single funeral permit	56.36	5.64	62.00	58.27	5.83	64.10
For permission to erect a headstone or monument	22.55	2.25	24.80	23.27	2.33	25.60
For permission to enclose grave with kerbing	22.55	2.25	24.80	23.27	2.33	25.60
Family grave – Placing of ashes	90.18	9.02	99.20	93.27	9.33	102.60

**TOWN OF PORT HEDLAND
PROPOSED FEES AND CHARGES
FOR THE YEAR ENDED 30 JUNE 2011**

FEES AND CHARGES	2009/10 Budget			2010/11 Budget		
	2009/10 Fee	GST	Total Fee (GST Incl)	2010/11 Fee	GST	Total Fee (GST Incl)
Memorial Plaques						
Plaque location reservation fee (future installations only)	47.18	4.72	51.90	48.82	4.88	53.70
Administration fee	47.18	4.72	51.90	48.82	4.88	53.70
Installation of plaques (per hr, min 1 hour charge)	47.18	4.72	51.90	48.82	4.88	53.70
Purchase of memorial plaque (per application, from)	219.32	21.93	241.25	226.82	22.68	249.50
PORT HEDLAND INTERNATIONAL AIRPORT						
Landing Fees						
All aircraft per 1000kgs MTOW or part thereof	18.64	1.86	20.50	19.27	1.93	21.20
Parking Fees						
Per Overnight – Main Apron applicable to all aircraft greater than 5,000 kgs MTOW per 1,000 kgs or part there of.	2.18	0.22	2.40	2.27	0.23	2.50
Passenger Service Charge (PSC)						
Applicable on services above 5,000kg as follows:						
Full fare – one way	18.45	1.85	20.30	19.05	1.90	20.95
Full fare – return	36.91	3.69	40.60	38.09	3.81	41.90
Half fare – one way	9.23	0.92	10.15	9.52	0.95	10.48
Half fare – return	18.45	1.85	20.30	19.05	1.90	20.95
Advertising Rate - Trolleys						
Yearly Rate – Per Trolley	27.09	2.71	29.80	28.00	2.80	30.80
Billboard Signage Great Northern Highway, per annum	1,473.45	147.35	1,620.80	1,523.55	152.35	1,675.90
Incinerator						
Per half an hour or part thereof	57.27	5.73	63.00	59.18	5.92	65.10
Admin Charge	27.64	2.76	30.40	28.55	2.85	31.40
Quarantine (Aircraft only) \$10/kg + 25.55 per hr attendance (min 3 hrs), per kg	10.82	1.08	11.90	11.18	1.12	12.30
Aviation Security Identification Cards (ASIC) (initial application)	186.64	18.66	205.30	193.00	19.30	212.30
Reissue/Lost	176.82	17.68	194.50	182.82	18.28	201.10
Reprint for Damaged Card	49.09	4.91	54.00	50.73	5.07	55.80
Issue of Temporary Card	29.55	2.95	32.50	30.55	3.05	33.60
Hire of Airport Boardroom	34.64	3.46	38.10	35.82	3.58	39.40
Hire of Airport Boardroom per day (8 hrs)	216.09	21.61	237.70	223.45	22.35	245.80
Hire of Projector	324.18	32.42	356.60	335.18	33.52	368.70
EKA Key Replacement	108.00	10.80	118.80	111.64	11.16	122.80
Access Control System Bond	108.00	10.80	118.80	111.64	11.16	122.80
Hire of International Terminal Area per hour	54.00	5.40	59.40	55.82	5.58	61.40
Hire of Forklift per hour min 2 hrs	34.64	3.46	38.10	35.82	3.58	39.40
External Works (Non Council)	194.45	19.45	213.90	208.09	20.81	228.90
Internal Works (Non Airport Council Works)	162.09	16.21	178.30	173.45	17.35	190.80

**TOWN OF PORT HEDLAND
BUDGET
FOR THE YEAR ENDED 30 JUNE 2011**

Schedule 2

Function Number	Account Description	2009/10		2010/11
		Original Budget	Forecast Actual	Budget
	Operating Expenditure			
3	General Purpose Income	413,987	514,969	511,394
4	Governance	1,305,309	1,459,002	1,568,649
5	Law, Order & Public Safety	1,032,187	1,074,243	1,073,599
7	Health	407,612	403,349	481,656
8	Education & Welfare	901,959	787,006	904,428
9	Housing	664,784	640,876	873,844
10	Community Amenities	4,631,947	4,921,597	5,327,186
11	Recreation & Culture	8,920,854	9,355,606	14,626,978
12	Transport	9,158,660	8,485,021	8,310,781
13	Economic Services	807,222	980,116	1,960,880
14	Other Properties & Services	345,300	538,739	396,350
	Total Operating Expenditure	28,589,821	29,160,525	36,035,746
	Operating Revenue			
3	General Purpose Income	(15,233,882)	(15,258,661)	(18,709,695)
4	Governance	(135,760)	(139,810)	(45,560)
5	Law, Order & Public Safety	(270,301)	(252,908)	(604,497)
7	Health	(39,250)	(46,448)	(68,750)
8	Education & Welfare	(360,103)	(326,887)	(536,724)
9	Housing	(433,400)	(216,500)	(3,272,536)
10	Community Amenities	(3,769,269)	(5,444,682)	(5,835,770)
11	Recreation & Culture	(5,542,138)	(4,408,371)	(9,635,149)
12	Transport	(10,382,864)	(11,216,866)	(32,429,904)
13	Economic Services	(28,183,000)	(10,859,471)	(11,105,785)
14	Other Properties & Services	(391,440)	(457,546)	(255,330)
	Total Operating Revenue	(64,741,407)	(48,628,150)	(82,499,700)
	Operating Deficit/(Surplus)	(36,151,586)	(19,467,625)	(46,463,953)
	Non Operating Expenditure			
4	Governance	250,121	482,891	248,202
5	Law, Order & Public Safety	1,019,823	1,043,571	461,313
7	Health	6,500	4,750	5,000
8	Education & Welfare	159,361	155,086	40,194
9	Housing	4,432,183	2,729,137	7,618,214
10	Community Amenities	2,935,465	4,834,997	3,898,797
11	Recreation & Culture	41,744,608	29,008,264	36,473,610
12	Transport	16,335,453	14,617,886	38,461,405
13	Economic Services	26,776,601	10,520,552	9,743,208
14	Other Properties & Services	0	0	0
	Total Non Operating Expenditure	93,660,115	63,397,133	96,949,942
	Non Operating Revenue			
5	Law, Order & Public Safety	(574,017)	(573,823)	(25,363)
9	Housing	(4,000,000)	(2,203,000)	(4,095,000)
10	Community Amenities	(2,778,125)	(2,265,411)	(2,691,867)
11	Recreation & Culture	(34,125,323)	(22,336,362)	(30,068,956)
12	Transport	(6,449,290)	(5,812,402)	(4,984,727)
13	Economic Services	(497)	0	(0)
14	Other Properties & Services	0	0	0
	Total Non Operating Revenue	(47,927,252)	(33,190,998)	(41,865,913)
	Add Back Non Cash Items			
	Depreciation	(5,001,766)	(4,961,030)	(4,442,873)
	(Profit) / Loss on Sale	(140,364)	(140,364)	(92,700)
		(5,142,130)	(5,101,394)	(4,535,573)
	Surplus Carried Forward	(4,439,147)	(9,721,620)	(4,084,503)
	Surplus Brought Forward	0	(4,084,503)	0

TOWN OF PORT HEDLAND
BUDGET
FOR THE YEAR ENDED 30 JUNE 2011

General Purpose Income

Account Number	Account Description	2009/10		2010/11
		Original Budget	Forecast Actual	Budget
	Summary			
	Operating Expenditure			
	Rates Administration	413,987	514,969	511,394
	Total Operating Expenditure	413,987	514,969	511,394
	Operating Revenue			
	Rates Administration	(11,482,484)	(11,555,463)	(13,680,859)
	General Purpose Grant	(1,943,898)	(1,923,898)	(2,798,436)
	Other General Purpose Income	(100)	(0)	0
	Finance & Borrowing	(1,807,400)	(1,779,300)	(2,230,400)
	Total Operating Revenue	(15,233,882)	(15,258,661)	(18,709,695)
	Total General Purpose Income	(14,819,895)	(14,743,692)	(18,198,301)
	<i>Rates Administration</i>			
	Operating Expenditure			
301201	Salaries	142,663	142,663	150,312
301211	Superannuation Guarantee Levy	12,840	12,840	13,528
301212	Superannuation	5,606	5,606	3,615
301216	Workers Compensation Insurance	2,469	2,469	2,309
301220	Staff Training	1,158	3,158	0
301241	Printing & Stationery	15,000	17,134	13,000
301259	Valuation & Search Fees	22,000	55,000	40,000
301260	Collection Fees	26,000	20,000	20,000
301275	Rate Concessions	103,150	103,150	136,914
301276	Rates Written Off	32,000	100,000	32,000
301278	Rates Incentive Prize	11,500	13,600	53,000
301299	Admin Costs Distributed	39,601	39,349	46,717
	Total Operating Expenditure	413,987	514,969	511,394
	Operating Revenue			
301301	Rates Levied GRV	(9,676,990)	(9,680,154)	(11,605,609)
301302	Rates Levied GRV Minimum	(457,970)	(462,265)	(563,200)
301303	Rates Levied UV	(639,883)	(639,917)	(750,850)
301304	Rates Levied UV Minimum	(181,621)	(178,057)	(236,000)
301305	Rates Interim Levies	(352,920)	(384,920)	(300,000)
301306	Rates Legal Charges	(26,000)	(26,000)	(26,000)
301308	Late Payment Penalty	(40,000)	(67,000)	(60,000)
301309	Instalment Interest Charge	(40,000)	(40,000)	(40,000)

TOWN OF PORT HEDLAND
BUDGET
FOR THE YEAR ENDED 30 JUNE 2011

General Purpose Income

Account Number	Account Description	2009/10		2010/11
		Original Budget	Forecast Actual	Budget
301310	Instalment Administration Fee	(35,000)	(42,000)	(42,000)
301311	Instalment Arrangement Fee	(9,000)	(200)	0
301314	Rate Incentive Donation	(900)	(4,750)	(30,000)
301315	ESL - Administration Fee	(10,200)	(10,200)	(10,200)
301322	Search Fees GST	(12,000)	(20,000)	(17,000)
	Total Operating Revenue	(11,482,484)	(11,555,463)	(13,680,859)
	Total Rates Administration	(11,068,497)	(11,040,494)	(13,169,465)
	<i>General Purpose Grant</i>			
	Operating Revenue			
302390	Grants Commission	(1,474,099)	(1,473,099)	(2,165,233)
302391	Formula Local Road Grant	(469,799)	(450,799)	(633,203)
	Total Operating Revenue	(1,943,898)	(1,923,898)	(2,798,436)
	Total General Purpose Grants	(1,943,898)	(1,923,898)	(2,798,436)
	<i>Other General Purpose Income</i>			
	Operating Revenue			
303315	Interest - Deferred Rates	(100)	(0)	0
	Total Operating Revenue	(100)	(0)	0
	Total Other General Purpose Income	(100)	(0)	0
	<i>Finance & Borrowing</i>			
	Operating Revenue			
304380	Interest on Investments Muni	(1,177,500)	(236,500)	(1,294,000)
304381	Interest on Investments Reserve	(629,900)	(1,542,800)	(936,400)
	Total Operating Revenue	(1,807,400)	(1,779,300)	(2,230,400)
	Total Finance & Borrowing	(1,807,400)	(1,779,300)	(2,230,400)

TOWN OF PORT HEDLAND
BUDGET
FOR THE YEAR ENDED 30 JUNE 2011

Governance

Account Number	Account Description	2009/10		2010/11
		Original Budget	Forecast Actual	Budget
	Summary			
	Operating Expenditure			
	Members	1,255,309	1,455,372	1,568,649
	Financial Services	1,000	0	0
	Corporate Support	49,000	3,630	0
	Corporate Management	0	0	(0)
	Total Operating Expenditure	1,305,309	1,459,002	1,568,649
	Operating Revenue			
	Members	0	(95,000)	0
	Financial Services	(13,560)	(10,000)	(13,560)
	Corporate Support	(122,200)	(34,810)	(32,000)
	Total Operating Revenue	(135,760)	(139,810)	(45,560)
	Non Operating Expenditure			
	Financial Services	66,921	66,921	76,752
	Corporate Support	183,200	415,970	171,450
	Total Non Operating Expenditure	250,121	482,891	248,202
	Total Governance	1,419,670	1,802,083	1,771,291
	Members			
	Operating Expenditure			
401220	Conferences	95,000	135,000	140,000
401262	Chambers Maintenance	500	500	500
401270	Election Expenses	15,000	4,500	0
401271	Subscriptions	2,100	1,600	2,100
401272	WALGA Subscription	16,000	34,749	34,000
401273	Pilbara to Parliament	0	10,000	25,000
401275	Public Relations	50,000	250,000	200,000
401276	Mayoral Sitting Fees	14,000	14,000	14,000
401277	Mayoral Allowance	60,000	60,000	60,000
401278	Councillors Meeting Fees	56,000	56,000	49,000
401279	Deputy Mayoral Allowance	15,000	15,000	15,000
401280	Refreshments/Receptions	35,000	35,000	35,000
401281	Business Of The Year Awards	1,800	0	5,500
401282	Insurance	1,800	2,956	950

TOWN OF PORT HEDLAND
BUDGET
FOR THE YEAR ENDED 30 JUNE 2011

Governance

Account Number	Account Description	2009/10		2010/11
		Original Budget	Forecast Actual	Budget
401283	PRC Contribution	55,000	80,000	55,000
401288	Travelling Expenses	20,000	5,000	5,000
401289	Telecommunications Allowance	21,600	21,600	19,200
401291	Technology Expenses	9,000	9,000	7,000
401299	Admin Costs Distributed	787,509	720,467	901,399
	Total Operating Expenditure	1,255,309	1,455,372	1,568,649
	Operating Revenue			
401331	Promotional Contributions	0	(95,000)	0
	Total Operating Revenue	0	(95,000)	0
	Total Members	1,255,309	1,360,372	1,568,649
	<i>Financial Services</i>			
	Operating Expenditure			
402201	Salaries	623,572	553,572	800,082
402211	Superannuation Guarantee Levy	56,121	49,821	72,007
402212	Superannuation	5,664	14,064	11,306
402215	Fringe Benefits Tax	7,914	7,914	6,721
402216	Workers Compensation Insurance	11,921	11,921	12,607
402217	Officers Liability Insurance	10,150	10,150	10,190
402220	Staff Training	5,591	3,591	0
402232	Building Cleaning Admin	43,554	43,554	45,078
402236	Western Power Charges	24,970	30,970	36,235
402237	Water Corporation Charges	6,640	6,640	7,437
402243	Telephone-Administration	37,454	37,454	38,765
402246	Minor Office Equipment	1,000	1,000	1,500
402248	Bank Charges	33,184	33,184	34,345
402254	Other Minor Sundry Expenses	1,650	1,650	1,708
402256	Collection Fees - Sundry Drs	1,800	1,800	1,800
402257	Corporate Support	12,000	16,000	46,000
402262	Audit Fees And Expenses	35,000	35,000	35,000
402267	VEL001 - Fin Mgr Vehicle Operation	4,500	1,500	4,500
402269	Subscriptions	1,500	1,500	1,580
402290	Depreciation On Assets	198,440	198,440	182,137
402297	Loan Interest Payments	6,327	6,327	4,496
402299	Admin Costs Distributed	(1,127,952)	(1,066,052)	(1,353,494)
	Total Operating Expenditure	1,000	0	0

TOWN OF PORT HEDLAND
BUDGET
FOR THE YEAR ENDED 30 JUNE 2011

Governance

Account Number	Account Description	2009/10		2010/11
		Original Budget	Forecast Actual	Budget
	Operating Revenue			
402338	Reimburse Vehicle	(1,560)	0	(1,560)
402340	Other Sundry Minor Receipts	(12,000)	(10,000)	(12,000)
	Total Operating Revenue	(13,560)	(10,000)	(13,560)
	Non Operating Expenditure			
402498	Loan 104 & 108 Principal	33,021	33,021	34,852
402499	T/F To Leave Reserve	33,900	33,900	41,900
	Total Non Operating Expenditure	66,921	66,921	76,752
	Total Financial Services	54,361	56,921	63,192
	Corporate Support			
	Operating Expenditure			
404201	Salaries	896,267	799,192	1,033,457
404211	Superannuation Guarantee Levy	80,664	71,927	93,011
404212	Contributory Superannuation	12,192	12,192	12,612
404213	Staff Uniforms H.R.	29,600	44,600	34,000
404215	Fringe Benefits Tax	8,503	8,503	7,296
404216	Workers Compensation Insurance	15,462	15,462	16,192
404220	Staff Training	7,251	32,251	0
402244	Photocopier Lease	50,800	50,800	52,578
402245	Equipment - Maintenance	2,000	2,000	2,070
402275	Civic Centre Building	0	0	199,000
404270	VEL002 - MCS Vehicle Operation	4,500	6,500	10,878
404272	Civic Centre Planning	50,000	3,630	0
404273	Website Development	0	0	20,000
404274	Graphical Information System (GIS)	0	0	60,000
404280	Records Management	60,000	60,000	60,000
404281	Occupational Safety & Health	21,000	40,000	25,805
404282	Organisational Training/Development	134,355	194,355	254,068
404284	Organisation Employee Expenses	5,000	5,000	5,000
404287	Advertising	35,000	75,000	55,000
404288	Relocation	50,000	50,000	50,000
405243	Telstra Charges	4,500	7,500	8,900
405249	Corporate Software Licences	200,000	218,000	220,000
405250	Computer Support	18,500	21,500	23,000
405252	Telephone-Pabx Lease	0	0	0
405271	VEL003 - IT Vehicle Operation	6,000	9,000	4,500

TOWN OF PORT HEDLAND
BUDGET
FOR THE YEAR ENDED 30 JUNE 2011

Governance

Account Number	Account Description	2009/10		2010/11
		Original Budget	Forecast Actual	Budget
405272	VEL054 - IT Coordinator Veh Op	4,000	6,000	4,500
405275	Subscriptions	12,000	12,000	12,000
407241	Printing & Stationery	50,000	75,000	78,000
407242	Postage	20,800	20,800	22,000
407299	Admin Costs Distributed	(1,729,395)	(1,837,583)	(2,363,866)
	Total Operating Expenditure	49,000	3,630	0
	Operating Revenue			
402331	Reimburse Vehicle/Uniforms/Etc	(8,000)	(9,560)	(8,000)
402324	Charges - Sale Of C/L Products	(200)	(600)	(500)
404331	Training Fees Reimbursements	(7,800)	(8,800)	(7,800)
404332	Country Local Govt Fund-RFR	(90,000)	0	0
404333	Printing Charges	(3,000)	(2,500)	(2,500)
402325	FOI Application and Fees	(200)	(350)	(200)
402335	Rebate - Advertising	(12,000)	(12,000)	(12,000)
404335	Reimbursements - Staff Relocation	(1,000)	(1,000)	(1,000)
	Total Operating Revenue	(122,200)	(34,810)	(32,000)
	Non Operating Expenditure			
405422	Computer Hardware	49,000	177,867	115,000
405423	Computer Software	0	39,500	9,600
402422	Furniture and Equipment	44,200	57,603	46,850
406451	Records Facility	90,000	141,000	0
	Total Non Operating Expenditure	183,200	415,970	171,450
	Total Corporate Support	110,000	384,790	139,450
	Corporate Management			
	Operating Expenditure			
406201	Salaries	1,206,991	1,036,991	1,344,704
406211	Superannuation Guarantee Levy	108,629	93,329	121,023
406212	Contributory Superannuation	10,195	10,195	12,108
406215	Fringe Benefits Tax	7,887	7,887	6,790
406216	Workers Compensation Insurance	14,341	14,341	15,068
406280	Executive Training and Travel	30,000	60,000	50,000
406243	Telephone Charges	6,000	9,000	10,000
406261	Legal Expenses	25,000	55,000	55,000
406262	Management Support	24,000	15,262	0
406270	VEL005 - CEO Vehicle Operation	8,300	3,800	6,500

**TOWN OF PORT HEDLAND
BUDGET
FOR THE YEAR ENDED 30 JUNE 2011**

Governance

Account Number	Account Description	2009/10		2010/11
		Original Budget	Forecast Actual	Budget
406271	VEL007 - DRS Vehicle Operation	8,300	5,300	6,500
406272	VEL006 - DES Vehicle Operation	8,300	10,000	6,500
406273	VEL048 - DCS Vehicle Operation	8,300	8,300	6,500
406274	VELxxx - DCS Vehicle Operation	0	1,500	6,500
406275	Subscriptions	500	0	500
406299	Admin Costs Distributed	(1,466,744)	(1,330,906)	(1,647,693)
	Total Operating Expenditure	0	0	(0)
	Total Corporate Management	0	0	(0)

TOWN OF PORT HEDLAND
BUDGET
FOR THE YEAR ENDED 30 JUNE 2011

Law, Order & Public Safety

Account Number	Account Description	2009/10		2010/11
		Original Budget	Forecast Actual	Budget
	Summary			
	Operating Expenditure			
	Fire Prevention	7,540	7,540	7,290
	Animal Control	677,612	706,852	763,306
	Parking	9,000	5,000	5,000
	Other Public Safety	157,266	170,229	117,800
	SES/Emergency Management	180,769	184,622	180,203
	Total Operating Expenditure	1,032,187	1,074,243	1,073,599
	Operating Revenue			
	Fire Prevention	(2,500)	(1,000)	(1,000)
	Animal Control	(76,100)	(80,000)	(73,000)
	Other Public Safety	(43,200)	(14,272)	(400,000)
	Parking	(14,200)	(23,335)	(22,200)
	SES/Emergency Management	(134,301)	(134,301)	(108,297)
	Total Operating Revenue	(270,301)	(252,908)	(604,497)
	Non Operating Expenditure			
	Fire Prevention	86,000	87,500	0
	Animal Control	3,500	2,550	0
	Other Public Safety	900,000	923,198	413,750
	Parking	5,300	5,300	6,800
	SES/Emergency Management	25,023	25,023	40,763
	Total Non Operating Expenditure	1,019,823	1,043,571	461,313
	Non Operating Revenue			
	Fire Prevention	(194)	0	0
	Other Public Safety	(550,000)	(550,000)	0
	SES/Emergency Management	(23,823)	(23,823)	(25,363)
	Non Operating Revenue	(574,017)	(573,823)	(25,363)
	Total Law, Order & Public Safety	1,207,692	1,291,083	905,052
	Fire Prevention			
	Operating Expenditure			
501255	Fire Insurance	2,100	2,100	1,850
501257	Burning Programme	5,000	5,000	5,000
501264	Fire Fighting Equipment	440	440	440

TOWN OF PORT HEDLAND
BUDGET
FOR THE YEAR ENDED 30 JUNE 2011

Law, Order & Public Safety

Account Number	Account Description	2009/10		2010/11
		Original Budget	Forecast Actual	Budget
	Total Operating Expenditure	7,540	7,540	7,290
	Operating Revenue			
501324	Re-Coup Burning Expenses	(2,500)	(1,000)	(1,000)
	Total Operating Revenue	(2,500)	(1,000)	(1,000)
	Non Operating Expenditure			
501425	Plant & Equipment	86,000	87,500	0
501499	T/F to Bushfire Mgmt Reserve	0	0	0
	Total Non Operating Expenditure	86,000	87,500	0
	Non Operating Revenue			
501399	T/F from Bushfire Mgmt Reserve	(194)	0	0
	Total Non Operating Revenue	(194)	0	0
	Total Fire Prevention	90,846	94,040	6,290
	<i>Animal Control</i>			
	Operating Expenditure			
502201	Salaries	415,392	445,392	510,272
502211	Superannuation Guarantee Levy	37,385	41,385	45,924
502212	Superannuation	4,034	9,034	4,020
502213	Uniforms	4,150	4,150	4,150
502215	Fringe Benefits Tax	4,180	4,180	4,161
502216	Workers Compensation Insurance	7,601	7,601	9,235
502220	Staff Training	3,565	3,565	0
502230	Fines, Enforcements and Registrations	20,000	25,000	14,000
502241	Printing and Stationery	3,000	2,750	2,500
502242	Telstra Charges	4,500	4,000	4,500
502249	Advertising	1,800	1,600	1,800
502254	Minor Equipment	3,000	3,000	3,000
502255	Dog Bag Dispensers	450	576	400
502270	VEL009 - SR Vehicle Operation	7,000	7,000	7,500
502271	VEL010 - Ranger Vehicle Operation	10,000	5,000	5,000
502272	VEL045 - Vehicle Operation	0	0	5,000
502273	VEL046 - Vehicle Operation	9,000	5,000	5,000
502277	Dog Discs	500	390	500
502278	Dog Poundage	8,000	5,000	5,000
502280	Firearm Expenses	100	1,823	100
502281	Animal Carcase Disposal	8,500	5,500	6,000

**TOWN OF PORT HEDLAND
BUDGET
FOR THE YEAR ENDED 30 JUNE 2011**

Law, Order & Public Safety

Account Number	Account Description	2009/10		2010/11
		Original Budget	Forecast Actual	Budget
502290	Depreciation On Assets	39,126	39,126	30,019
502299	Admin Costs Distributed	86,329	85,780	95,224
	Total Operating Expenditure	677,612	706,852	763,306
	Operating Revenue			
502324	Dog Registration	(20,000)	(18,000)	(22,000)
502325	Kennel Licences	(100)	0	0
502326	Dog Act-Fines & Penalties	(35,000)	(23,000)	(25,000)
502327	Vermin Trap Hire	(1,000)	(1,000)	(1,000)
502330	Fines, Enforcements and Registrations	(20,000)	(38,000)	(25,000)
	Total Operating Revenue	(76,100)	(80,000)	(73,000)
	Non Operating Expenditure			
502424	Dog Pound Construction	3,500	2,550	0
	Total Non Operating Expenditure	3,500	2,550	0
	Total Animal Control	605,012	629,402	690,306
	Other Public Safety			
	Operating Expenditure			
503201	Salaries	59,660	68,000	66,080
503211	Superannuation	5,370	6,121	0
503264	Community Safety Projects	7,000	10,000	7,000
503266	Security Guard Training	35,000	35,000	0
503270	CPTED Evaluation & Education Program	20,000	21,000	20,000
503271	Lease Vehicle	9,000	9,000	8,824
503280	Community Safety Working Group Exp	1,200	1,200	1,200
503299	Admin Costs Distributed	20,036	19,908	14,696
	Total Operating Expenditure	157,266	170,229	117,800
	Operating Revenue			
503340	Community Safety Contribution	0	(2,200)	(300,000)
503335	Aware Grant Scheme	0	(12,072)	0
503337	Grant - OCP	(43,200)	0	0
503338	Country Local Govt Fund-RFR	0	0	(100,000)
	Total Operating Revenue	(43,200)	(14,272)	(400,000)

TOWN OF PORT HEDLAND
BUDGET
FOR THE YEAR ENDED 30 JUNE 2011

Law, Order & Public Safety

Account Number	Account Description	2009/10		2010/11
		Original Budget	Forecast Actual	Budget
	Non Operating Expenditure			
503451	Plant & Equipment	0	0	13,750
503495	Community Safety- CCTV - CLGF	0	0	100,000
503496	Community Safety- CCTV - R4R	500,000	523,198	0
503498	Community Safety- CCTV	400,000	400,000	300,000
	Total Non Operating Expenditure	900,000	923,198	413,750
	Non Operating Revenue			
503397	T/F from Royalties for Regions Reserve	(500,000)	(500,000)	0
503398	T/F from BHP Reserve	(50,000)	(50,000)	0
	Total Non Operating Revenue	(550,000)	(550,000)	0
	Total Other Public Safety	464,066	529,155	131,550
	<i>Parking</i>			
	Operating Expenditure			
503265	Vehicle Impounding Expenses	9,000	5,000	5,000
	Total Operating Expenditure	9,000	5,000	5,000
	Operating Revenue			
503331	Impounded Vehicle Charges	(1,200)	(1,200)	(1,200)
503332	Sale of Impounded Items	(5,000)	(6,000)	(5,000)
504324	Parking-Fines & Penalties	(8,000)	(16,000)	(8,000)
504392	Other Income - Court Fines	0	(135)	(8,000)
	Total Operating Revenue	(14,200)	(23,335)	(22,200)
	Non Operating Expenditure			
504499	T/F To Car Parking Reserve	5,300	5,300	6,800
	Total Non Operating Expenditure	5,300	5,300	6,800
	Total Parking	100	(13,035)	(10,400)
	<i>SES/Emergency Management</i>			
	Operating Expenditure			
505217	SES Operating Expenses	89,265	89,265	89,800
505218	Emergency Management	1,000	5,000	27,000
505219	SES Grant Expenditure	25,000	25,000	0
505231	Insurance	2,470	2,470	3,930
505290	Depreciation on Assets	19,968	19,968	18,495
505297	Loan Interest (SES Shed)	20,036	20,036	18,497

**TOWN OF PORT HEDLAND
BUDGET
FOR THE YEAR ENDED 30 JUNE 2011**

Law, Order & Public Safety

Account Number	Account Description	2009/10		2010/11
		Original Budget	Forecast Actual	Budget
505299	Admin Costs Distributed	23,030	22,883	22,481
	Total Operating Expenditure	180,769	184,622	180,203
	Operating Revenue			
505317	FESA Levy Grant	(89,265)	(89,265)	(89,800)
505318	FESA Capital Grant	(25,000)	(25,000)	0
505320	Loan (L123) Interest Expense Reimbursed	(20,036)	(20,036)	(18,497)
	Total Operating Revenue	(134,301)	(134,301)	(108,297)
	Non Operating Expenditure			
505424	Hardstands for Generators	0	0	14,000
505498	Principal Repayment (SES Shed)	23,823	23,823	25,363
505499	T/F to SES Shed Reserve	1,200	1,200	1,400
	Total Non Operating Expenditure	25,023	25,023	40,763
	Non Operating Revenue			
505398	Principal Repayment Loan 123	(23,823)	(23,823)	(25,363)
	Total Non Operating Revenue	(23,823)	(23,823)	(25,363)
	Total SES/Emergency Management	47,668	51,521	87,306

**TOWN OF PORT HEDLAND
BUDGET
FOR THE YEAR ENDED 30 JUNE 2011**

Health

Account Number	Account Description	2009/10		2010/11
		Original Budget	Forecast Actual	Budget
	Summary			
	Operating Expenditure			
	Maternal Infant Health	23,200	23,200	20,039
	Health Inspection & Admin	363,235	366,144	401,606
	Pest Control	17,190	10,018	16,567
	Aboriginal Health	3,987	3,987	3,444
	Environmental Health	0	0	40,000
	Total Operating Expenditure	407,612	403,349	481,656
	Operating Revenue			
	Health Inspection & Admin	(34,250)	(43,250)	(45,750)
	Pest Control	(5,000)	(3,198)	(3,000)
	Environmental Health	0	0	(20,000)
	Total Operating Revenue	(39,250)	(46,448)	(68,750)
	Non Operating Expenditure			
	Health Inspections & Admin	4,000	4,000	0
	Pest Control	2,500	750	5,000
	Total Non Operating Expenditure	6,500	4,750	5,000
	Total Health	374,862	361,651	417,906
	<i>Maternal Infant Health</i>			
	Operating Expenditure			
701290	Depreciation On Assets	23,200	23,200	20,039
	Total Operating Expenditure	23,200	23,200	20,039
	Total Maternal Infant Health	23,200	23,200	20,039
	<i>Health Inspections & Admin</i>			
	Operating Expenditure			
702201	Salaries	241,848	241,848	277,402
702211	Superannuation Guarantee Levy	21,766	21,766	24,966
702212	Superannuation	4,808	4,808	1,639
702215	Fringe Benefits Tax	2,037	2,037	2,081
702216	Workers Compensation Insurance	3,703	3,703	4,618
702220	Staff Training	1,737	4,237	0

TOWN OF PORT HEDLAND
BUDGET
FOR THE YEAR ENDED 30 JUNE 2011

Health

Account Number	Account Description	2009/10		2010/11
		Original Budget	Forecast Actual	Budget
702241	Office Expenses/Stationery	200	200	200
702243	Telstra Charges	1,800	3,000	3,000
702245	Equipment & Protective Clothing	600	422	500
702254	Publications/Leg'N Updates	700	649	700
702262	Subscriptions	0	0	500
702270	VEL011 - EHO Vehicle Operation	4,500	3,600	4,500
702271	VEL012 - MEH Vehicle Operation	4,500	6,223	4,500
702275	VEH014 - 4WD M/Cycle Operation	500	910	1,000
702279	Compliance - Sample Testing	1,000	1,000	1,000
702280	Sampling Food	3,000	3,000	3,000
702281	Water Sampling	4,000	2,500	3,000
702289	Minor Equipment (was Calibration)	1,000	1,000	1,000
702290	Depreciation On Assets	19,259	19,259	17,900
702299	Admin Costs Distributed	46,277	45,982	50,101
	Total Operating Expenditure	363,235	366,144	401,606
	Operating Revenue			
702324	Licences - Eating House	(18,000)	(22,000)	(26,000)
702325	Licence - Trading/Public Place	(3,500)	(6,000)	(6,000)
702326	Licence-Lodging House	(3,400)	(3,400)	(3,400)
702328	Licences - Sewage Apparatus	(4,000)	(6,000)	(4,500)
702329	Licences - Caravan Parks	(3,290)	(3,290)	(3,290)
702330	Reimb. - Private Works	(500)	(1,000)	(1,000)
702332	Private Vehicle Use Reimbursements	(1,560)	(1,560)	(1,560)
	Total Operating Revenue	(34,250)	(43,250)	(45,750)
	Non Operating Expenditure			
702420	Dust Sampling Equipment	4,000	4,000	0
	Total Non Operating Expenditure	4,000	4,000	0
	Total Health Inspections & Admin	332,985	326,894	355,856
	Pest Control			
	Operating Expenditure			
703280	Fogger Adulicide Equipment Operation	4,000	1,000	4,000
703282	Mosquito Survey Supplies	500	500	500
703285	Larvicide Chemicals	10,500	6,342	10,000
703299	Admin Costs Distributed	2,190	2,176	2,067
	Total Operating Expenditure	17,190	10,018	16,567

**TOWN OF PORT HEDLAND
BUDGET
FOR THE YEAR ENDED 30 JUNE 2011**

Health

Account Number	Account Description	2009/10		2010/11
		Original Budget	Forecast Actual	Budget
	Operating Revenue			
703324	CLAG Reimbursements - Mosquito Control	(5,000)	(3,198)	(3,000)
	Total Operating Revenue	(5,000)	(3,198)	(3,000)
	Non Operating Expenditure			
703450	Plant & Equipment	2,500	750	5,000
	Total Non Operating Expenditure	2,500	750	5,000
	Total Pest Control	14,690	7,570	18,567
	<i>Aboriginal Health</i>			
	Operating Expenditure			
704290	Depreciation on Assets	3,987	3,987	3,444
	Total Operating Expenditure	3,987	3,987	3,444
	Total Aboriginal Health	3,987	3,987	3,444
	<i>Environmental Health</i>			
	Operating Expenditure			
705280	Foreshore Rehabilitation	0	0	40,000
	Total Operating Expenditure	0	0	40,000
	Operating Revenue			
705330	Contributions - Foreshore Rehabilitation	0	0	(20,000)
	Total Operating Revenue	0	0	(20,000)
	Total Environmental Health	0	0	20,000

TOWN OF PORT HEDLAND
BUDGET
FOR THE YEAR ENDED 30 JUNE 2011

Education and Welfare

Account Number	Account Description	2009/10		2010/11
		Original Budget	Forecast Actual	Budget
	Summary			
	Operating Expenditure			
	Len Taplin Day Care	6,200	6,200	5,490
	Rose Nowers Day Care	3,130	2,630	2,850
	Pilbara Family Day Care	335,020	276,356	297,922
	Retirement Village	11,822	11,822	43,494
	Mirtanya Maya Hostel	49,416	0	0
	Aged Care	106,285	157,938	87,848
	Other Welfare	18,070	23,870	121,924
	Community Services and Development	372,016	308,190	344,901
	Total Operating Expenditure	901,959	787,006	904,428
	Operating Revenue			
	Pilbara Family Day Care	(340,103)	(268,244)	(288,965)
	Aged Care	0	(36,468)	(50,759)
	Other Welfare	(20,000)	(22,175)	(172,000)
	Community Services and Development	0	0	(25,000)
	Total Operating Revenue	(360,103)	(326,887)	(536,724)
	Non Operating Expenditure			
	Len Taplin Day Care	101,000	101,000	10,000
	Pilbara Family Day care	5,000	0	0
	Aged Care	28,361	28,361	30,194
	Other Welfare	0	0	0
	Community Services and Development	25,000	25,725	0
	Total Non Operating Expenditure	159,361	155,086	40,194
	Total Education & Welfare	701,217	615,206	407,898
	<i>Len Taplin Day Care</i>			
	Operating Expenditure			
803231	Building Insurance	4,200	4,200	3,490
803232	Building Maintenance	2,000	2,000	2,000
803234	Water Corporation Charges	0	0	0
	Total Operating Expenditure	6,200	6,200	5,490

TOWN OF PORT HEDLAND
BUDGET
FOR THE YEAR ENDED 30 JUNE 2011

Education and Welfare

Account Number	Account Description	2009/10		2010/11
		Original Budget	Forecast Actual	Budget
	Non Operating Expenditure			
803401	Len Taplin Day Care Upgrades	101,000	101,000	10,000
	Total Non Operating Expenditure	101,000	101,000	10,000
	Total Len Taplin Day Care	107,200	107,200	15,490
	Rose Nowers Day Care			
	Operating Expenditure			
804231	Building Insurance	2,630	2,630	2,350
804234	Building Maintenance	500	(0)	500
	Total Operating Expenditure	3,130	2,630	2,850
	Total Rose Nowers Day Care	3,130	2,630	2,850
	Pilbara Family Day Care			
	Operating Expenditure			
805201	Salaries	127,294	82,094	78,155
805211	Superannuation Levy	11,456	6,176	7,034
805212	Contributory Superannuation	3,823	3,823	3,878
805215	Fringe Benefits Tax	1,358	1,358	520
805216	Workers Compensation Insurance	2,469	2,469	1,154
805220	Staff Training	1,158	1,158	0
805241	Postage & Stationery	2,500	1,000	1,500
805243	Telstra Charges	3,000	3,000	3,000
805249	Advertising	0	400	0
805250	Harmony Software	1,300	650	650
805255	Childcare Assistance	45,982	40,040	41,000
805256	In Home Care - Benefit Payment	73,612	70,342	71,000
805259	Child Care Review	0	0	27,000
805270	VEL014 - PFDC Vehicle Operation	12,500	12,500	13,400
805281	Accommodation	3,120	6,120	6,200
805283	Subscriptions	710	1,460	0
805284	Playgroup Expenses	750	0	0
805242	Office Expenses	1,000	1,050	6,000
805290	Depreciation on Assets	306	306	265
805299	Admin Costs Distributed	42,682	42,410	37,167
	Total Operating Expenditure	335,020	276,356	297,922

TOWN OF PORT HEDLAND
BUDGET
FOR THE YEAR ENDED 30 JUNE 2011

Education and Welfare

Account Number	Account Description	2009/10		2010/11
		Original Budget	Forecast Actual	Budget
	Operating Revenue			
805341	Rural Travel Assistance	(5,000)	(16,000)	(16,000)
805342	Childcare Assistance	(45,982)	(40,040)	0
805344	Childcare Benefit	0	0	(41,000)
805350	Other Sundry Income	(5,000)	(620)	(1,000)
805351	Scheme Levy	(78,436)	(25,000)	(27,892)
805352	In Home Care Scheme Levy	(9,145)	(7,754)	(9,145)
805356	In Home Care Benefit	(73,612)	(70,430)	(71,000)
805392	Operating Grant	(122,928)	(80,500)	(40,976)
805393	Special Service Grant IHC	0	(27,900)	(81,952)
	Total Operating Revenue	(340,103)	(268,244)	(288,965)
	Non Operating Expenditure			
805425	Minor Equipment	5,000	0	0
	Total Non Operating Expenditure	5,000	0	0
	Total Pilbara Family Day Care	(83)	8,112	8,957
	<i>Retirement Village</i>			
	Operating Expenditure			
807231	Building Insurance	5,630	5,630	2,960
807290	Depreciation On Assets	6,192	6,192	40,534
	Total Operating Expenditure	11,822	11,822	43,494
	Total Retirement Village	11,822	11,822	43,494
	<i>Mirtanya Maya Hostel</i>			
	Operating Expenditure			
808231	Building - Insurance	680	0	0
808234	Building/Garden Maintenance	1,000	0	0
808237	Water Corporation Charges	7,000	0	0
808290	Depreciation On Assets	40,736	0	0
	Total Operating Expenditure	49,416	0	0
	Total Mirtanya Maya Hostel	49,416	0	0
	<i>Aged Care</i>			
	Operating Expenditure			
809201	Salaries	0	25,372	0
809231	Building Insurance	9,630	9,634	8,240
809236	Water Corp & ESL Charges	0	12,393	13,880

TOWN OF PORT HEDLAND
BUDGET
FOR THE YEAR ENDED 30 JUNE 2011

Education and Welfare

Account Number	Account Description	2009/10		2010/11
		Original Budget	Forecast Actual	Budget
809270	VEH015 - HACC Bus Operation	0	146	0
809271	VEL016 - HACC Vehicle Operation	0	2,799	0
809276	VEL017 - HACC Maint. Vehicle Operations	0	1,710	0
809281	Telephone	0	3,548	0
809282	HACC Building/Garden Maintenance	5,000	5,500	5,000
809284	Common Health Games	0	(278)	0
809285	Consumable Items	0	5,415	0
809287	Consumable Items - Day Care	0	22	0
809290	Depreciation On Assets	67,803	67,803	38,708
809297	Loans Interest Repayments	23,852	23,852	22,020
809299	Admin Costs Distributed	0	22	0
	Total Operating Expenditure	106,285	157,938	87,848
	Operating Revenue			
809324	Clients Contributions	0	(1,168)	0
809331	Non Hacc Reimbursements	0	(35,300)	0
809332	HACC Lease	0	0	(50,759)
	Total Operating Revenue	0	(36,468)	(50,759)
	Non Operating Expenditure			
809498	Loan Principal Repayment	28,361	28,361	30,194
	Total Non Operating Expenditure	28,361	28,361	30,194
	Total Aged Care	134,646	149,831	67,282
	Other Welfare			
	Operating Expenditure			
810201	Salaries	10,000	0	0
810231	Youth Involv Cncl - Insurance	3,870	3,870	3,700
810233	Rental Assistance Hedland Playgroup Assoc	4,200	20,000	18,224
810280	RSL Contribution	0	0	100,000
	Total Operating Expenditure	18,070	23,870	121,924
	Operating Revenue			
810342	Grant - OCP 'Robin Hood'	(20,000)	(22,175)	(42,000)
810343	Reimbursements / Sponsorships	0	0	(30,000)
810344	Contribution - PDC	0	0	(100,000)
	Total Operating Revenue	(20,000)	(22,175)	(172,000)
	Total Other Welfare	(1,930)	1,695	(50,076)

TOWN OF PORT HEDLAND
BUDGET
FOR THE YEAR ENDED 30 JUNE 2011

Education and Welfare

Account Number	Account Description	2009/10		2010/11
		Original Budget	Forecast Actual	Budget
	<i>Community Services & Development</i>			
	Operating Expenditure			
813201	Salaries	281,297	221,297	202,792
813211	Superannuation Guarantee Levy	25,317	22,617	18,251
813215	Fringe Benefits Tax	2,715	2,715	1,300
813216	Workers Compensation Insurance	4,937	4,937	1,920
813220	Staff Training	2,316	2,316	0
813271	Public Art	3,000	2,200	2,500
813272	Indigenous Community Services	0	0	25,000
813273	Contribution to Small Business Centre	0	0	50,000
813290	Depreciation on Assets	1,217	1,217	110
813299	Admin Costs Distributed	51,218	50,892	43,027
	Total Operating Expenditure	372,016	308,190	344,901
	Operating Revenue			
813340	Grant - CLGF	0	0	(25,000)
	Total Operating Revenue	0	0	(25,000)
	Non Operating Expenditure			
813421	Community Notice Boards	0	725	0
813422	Information Bays	25,000	25,000	0
	Total Non Operating Expenditure	25,000	25,725	0
	Total Community Services & Development	397,016	333,916	319,901

**TOWN OF PORT HEDLAND
BUDGET
FOR THE YEAR ENDED 30 JUNE 2011**

Housing

Account Number	Account Description	2009/10		2010/11
		Original Budget	Forecast Actual	Budget
	Summary			
	Operating Expenditure			
	Staff Housing	664,784	640,876	873,844
	Total Operating Expenditure	664,784	640,876	873,844
	Operating Revenue			
	Staff Housing	(433,400)	(216,500)	(3,272,536)
	Total Operating Revenue	(433,400)	(216,500)	(3,272,536)
	Non Operating Expenditure			
	Staff Housing	4,432,183	2,729,137	7,618,214
	Total Non Operating Expenditure	4,432,183	2,729,137	7,618,214
	Non Operating Revenue			
	Staff Housing	(4,000,000)	(2,203,000)	(4,095,000)
	Total Non Operating Revenue	(4,000,000)	(2,203,000)	(4,095,000)
	Total Housing	663,567	950,513	1,124,522
	Staff Housing			
	Operating Expenditure			
901234	Unspecified Maintenance	30,000	24,000	40,000
901241	1/52 Morgan Street	0	3,325	6,500
901242	2/52 Morgan Street	0	3,925	6,500
901243	3/52 Morgan Street	0	4,125	6,500
901244	4/52 Morgan Street	0	2,925	6,500
901245	5/52 Morgan Street	0	2,625	6,500
901246	6/52 Morgan Street	0	2,625	6,500
901247	7/52 Morgan Street	0	4,625	6,500
901248	8/52 Morgan Street	0	2,625	6,500
901249	GP Housing Building Maintenance	0	0	9,000
901251	Admin Costs Distributed	84,695	84,156	109,014
901252	GP Housing Management Fees	0	0	1,040
901256	115 Athol Street - Sch 11	4,500	6,500	4,500
901259	1 Craig Street - Sch 4	4,500	6,000	4,500
901260	18 Counihan Crescent - Sch 4	4,500	7,000	4,500
901263	1 Frisby Court - Sch 11	4,500	3,000	4,500
901264	14 Goode Street - Sch 7	4,500	7,500	4,500

TOWN OF PORT HEDLAND
BUDGET
FOR THE YEAR ENDED 30 JUNE 2011

Housing

Account Number	Account Description	2009/10		2010/11
		Original Budget	Forecast Actual	Budget
901265	29B Gratwick Street - Sch 14	4,500	4,000	4,500
901266	29A Gratwick Street - Sch 4	4,500	2,000	4,500
901267	4 Janice Way - Sch 4	4,500	2,200	4,500
901268	12 Janice Way - Sch 10	4,500	7,000	4,500
901269	1 Leake Street - Sch 11	4,500	2,000	4,500
901275	18 Logue Court - Sch 5	4,500	3,500	4,500
901277	57A Lukis Street - Sch 13	4,500	6,000	4,500
901278	57B Lukis Street - Sch 10	4,500	4,500	4,500
901279	11A McGregor Street - Sch 5	4,500	4,500	4,500
901280	11B McGregor Street - Sch 9	4,500	11,500	4,500
901281	3 Mitchie Crescent - Sch 3	4,500	7,000	4,500
901283	32 Mosely Street - Sch 14	4,500	16,500	4,500
901284	26 Robinson Street - Sch 4	4,500	28,500	4,500
901285	82 Sutherland Street - Sch 4	4,500	7,500	4,500
901286	85 Sutherland Street - Sch 4	4,500	11,000	4,500
901287	96 Sutherland Street - Sch 14	4,500	7,000	4,500
901288	8A Ashburton Court - Sch 4	4,500	9,000	4,500
901289	8B Ashburton Court - Sch 11	4,500	2,000	4,500
901290	Depreciation on Assets	136,749	136,749	164,296
901292	1/13 Wangara Crescent - Sch 7	4,500	2,500	4,500
901293	2/13 Wangara Crescent - Sch 8	4,500	3,000	4,500
901294	3/13 Wangara Crescent - Sch 11	4,500	5,500	4,500
901295	4B Kabbarli Loop - Sch 4	4,500	2,500	4,500
901296	14 Koolama Crescent - Sch 5	4,500	7,000	4,500
901297	Loan Interest Payments	287,341	182,972	372,494
	Total Operating Expenditure	664,784	640,876	873,844
	Operating Revenue			
901324	Housing Rent	(432,400)	(210,000)	(270,036)
901340	Contributions - Water	(1,000)	(1,500)	(1,000)
901341	Contributions - Electricity	0	(5,000)	(1,500)
901344	Contribution - BHP	0	0	(1,500,000)
901345	Contribution - State	0	0	(1,500,000)
	Total Operating Revenue	(433,400)	(216,500)	(3,272,536)
	Non Operating Expenditure			
901422	Catamore Cres Development	0	0	1,095,000
901423	Morgan St Development	2,500,000	2,220,070	0
901424	Airport Housing Development	1,470,000	12,028	1,470,000
901415	Staff Housing Refurbishments	228,400	243,397	270,500

**TOWN OF PORT HEDLAND
BUDGET
FOR THE YEAR ENDED 30 JUNE 2011**

Housing

Account Number	Account Description	2009/10		2010/11
		Original Budget	Forecast Actual	Budget
901425	GP Housing Project	0	0	4,500,000
901498	Loans 74,76,96,106,107 Principal	233,783	253,642	282,714
	Total Non Operating Expenditure	4,432,183	2,729,137	7,618,214
	Non Operating Revenue			
901396	Loan Funds	(4,000,000)	(2,203,000)	(4,095,000)
	Total Non Operating Revenue	(4,000,000)	(2,203,000)	(4,095,000)
	Total Staff Housing	663,567	950,513	1,124,522

TOWN OF PORT HEDLAND
BUDGET
FOR THE YEAR ENDED 30 JUNE 2011

Community Amenities

Account Number	Account Description	2009/10		2010/11
		Original Budget	Forecast Actual	Budget
	Summary			
	Operating Expenditure			
	Waste Management Business Unit	920,280	925,280	973,437
	Waste Collection Classic	452,768	452,989	453,100
	Waste Collection Premium	472,638	472,155	336,919
	Landfill Business Unit	1,325,747	1,728,732	1,836,378
	Sanitation Other	527,161	526,734	541,561
	Town Planning & Regional Development	717,420	630,808	1,002,450
	Other Community Amenities	53,519	53,519	40,607
	Port Hedland Cemetery	20,000	10,000	0
	South Hedland Cemetery	15,182	17,453	39,246
	Public Conveniences	127,231	103,926	103,489
	Total Operating Expenditure	4,631,947	4,921,597	5,327,186
	Operating Revenue			
	Waste Management Business Unit	(150,000)	0	(30,000)
	Waste Collection Classic	(1,049,970)	(1,085,470)	(1,150,000)
	Waste Collection Premium	(328,749)	(324,249)	(334,000)
	Landfill Business Unit	(1,840,500)	(3,504,200)	(3,655,500)
	Town Planning & Regional Development	(368,050)	(497,100)	(630,220)
	Other Community Amenities	(21,000)	(21,000)	(21,000)
	South Hedland Cemetery	(11,000)	(12,663)	(15,050)
	Total Operating Revenue	(3,769,269)	(5,444,682)	(5,835,770)
	Non Operating Expenditure			
	Waste Management Business Unit	1,023,613	1,285,700	218,000
	Waste Collection Classic	19,950	440,705	32,850
	Landfill Business Unit	804,752	2,032,735	2,369,122
	Town Planning & Regional Development	13,000	0	0
	Other Community Amenities	186,950	186,950	200,033
	South Hedland Cemetery	130,000	112,079	1,028,292
	Public Conveniences	757,200	776,828	50,500
	Total Non Operating Expenditure	2,935,465	4,834,997	3,898,797
	Non Operating Revenue			
	Waste Management Business Unit	(650,000)	(0)	0
	Waste Collection Classic	(710,529)	(881,410)	(500,306)
	Landfill Business Unit	(290,000)	(257,267)	(550,000)
	Sanitation	(527,161)	(526,734)	(541,561)

TOWN OF PORT HEDLAND
BUDGET
FOR THE YEAR ENDED 30 JUNE 2011

Community Amenities

Account Number	Account Description	2009/10		2010/11
		Original Budget	Forecast Actual	Budget
	Town Planning	(435)	0	(100,000)
	South Hedland Cemetery	0	0	(1,000,000)
	Public Conveniences	(600,000)	(600,000)	0
	Total Non Operating Revenue	(2,778,125)	(2,265,411)	(2,691,867)
	Total Community Amenities	1,020,017	2,046,501	698,347
	<i>Waste Management Business Unit</i>			
	Operating Expenditure			
1011201	Waste Management & Recycling	100,000	65,000	60,000
1204280	Pre Cyclone Clean Up	150,000	150,000	100,000
1204284	Cyclone Response	25,000	4,000	25,000
1206261	Miscellaneous Cleanups	5,000	1,000	0
1206281	Street Cleaning	275,000	280,000	288,750
1206289	Footpath Sweeping	100,000	160,000	170,000
1001290	Depreciation On Assets	265,280	265,280	329,687
	Total Operating Expenditure	920,280	925,280	973,437
	Operating Revenue			
1011391	Country Local Govt Fund-RFR	(150,000)	0	0
1011392	Waste Management Contributions	0	0	(30,000)
	Total Operating Revenue	(150,000)	0	(30,000)
	Non Operating Expenditure			
1011410	Waste Water Reuse Scheme	1,000,000	1,270,000	200,000
1011498	Loan Principal - Waste Water Reuse	7,913	(0)	0
1011499	T/F to Waste Mgmt & Recycling Reserve	15,700	15,700	18,000
	Total Non Operating Expenditure	1,023,613	1,285,700	218,000
	Non Operating Revenue			
1011396	T/F From Loan - Waste Water Reuse	(650,000)	(0)	0
	Total Non Operating Revenue	(650,000)	(0)	0
	Total Waste Management Business Unit	1,143,893	2,210,980	1,161,437

TOWN OF PORT HEDLAND
BUDGET
FOR THE YEAR ENDED 30 JUNE 2011

Community Amenities

Account Number	Account Description	2009/10		2010/11
		Original Budget	Forecast Actual	Budget
	<i>Waste Collection Classic</i>			
	Operating Expenditure			
1002201	Wages-Classic Collection	75,000	75,000	78,750
1002211	Classic-Superannuation Levy	7,000	7,000	7,087
1002212	Classic-Contributory Superannuation	3,000	3,000	3,000
1002213	Protective Clothing/Uniform	500	500	500
1002219	Insurance-Work.Comp/Inc.Prot.	1,050	1,050	550
1002221	Supervision - Engineering	10,370	10,370	10,370
1002271	VEH008 - Garbage Truck	200,000	200,000	200,000
1002276	Classic Mobile Bin Repairs/Delivery	40,000	40,000	40,000
1002279	Replacement Mobile Garbage Bins	40,000	40,704	43,000
1002299	Admin Costs Distributed	75,848	75,365	69,843
	Total Operating Expenditure	452,768	452,989	453,100
	Operating Revenue			
1002323	Classic Collection Fee/Rate	(1,049,970)	(1,085,470)	(1,150,000)
	Total Operating Revenue	(1,049,970)	(1,085,470)	(1,150,000)
	Non Operating Expenditure			
1002499	T/F To Waste Collection Res	19,950	440,705	32,850
	Total Non Operating Expenditure	19,950	440,705	32,850
	Non Operating Revenue			
1002388	T/F From Waste Collection Res	(710,529)	(881,410)	(500,306)
	Total Non Operating Revenue	(710,529)	(881,410)	(500,306)
	Total Waste Collection Classic	(1,287,781)	(1,073,186)	(1,164,356)
	<i>Waste Collection Premium</i>			
	Operating Expenditure			
1003201	Wages-Premium-Collection	145,000	145,000	150,850
1003211	Premium-Superannuation Levy	12,000	12,000	13,576
1003212	Premium-Contributory Superannuation	5,500	5,500	5,500
1003213	Protective Clothing/Uniform	1,000	1,000	1,000
1003219	Insurance-Work.Comp/Inc.Prot.	2,180	2,180	1,150
1003223	Supervision - Engineering	31,110	31,110	45,000
1003270	VEH013 - Iveco Garbage truck	200,000	200,000	50,000
1003299	Admin Costs Distributed	75,848	75,365	69,843
	Total Operating Expenditure	472,638	472,155	336,919

TOWN OF PORT HEDLAND
BUDGET
FOR THE YEAR ENDED 30 JUNE 2011

Community Amenities

Account Number	Account Description	2009/10		2010/11
		Original Budget	Forecast Actual	Budget
	Operating Revenue			
1003323	Premium Collection Fees	(306,749)	(313,249)	(323,000)
1003324	Charges-Replacement Bins	(22,000)	(11,000)	(11,000)
	Total Operating Revenue	(328,749)	(324,249)	(334,000)
	Total Waste Collection Premium	143,889	147,906	2,919
	Landfill Business Unit			
	Operating Expenditure			
1004201	Salaries	386,194	505,194	484,266
1004211	Business Unit-Super Guar Levy	34,758	40,518	43,584
1004212	Business Unit-Contrib Super	7,000	7,000	3,330
1004213	Protective Clothing/Uniform	3,000	3,000	6,000
1004215	Fringe Benefits Tax	3,394	3,394	3,641
1004216	Workers Compensation Insurance	6,172	6,172	8,081
1004220	Staff Training	2,894	2,894	0
1004225	Building Maintenance	500	700	5,000
1004226	Supervision & Tech Services	82,960	132,960	82,960
1004234	Washdown Bay Maintenance	5,000	5,000	5,000
1004235	Road, Ground, Litter Maintenance	13,000	30,000	15,000
1004236	Utility Charges	7,500	8,500	9,945
1004241	Office Expenses	3,000	10,000	9,000
1004245	Compaction Tests	2,800	1,400	3,000
1004268	Excavator	140,000	140,000	100,000
1004269	PRC Waste Management Coordinator	25,000	25,000	25,000
1004270	Mulcher Maintenance/Operations	60,000	150,000	200,000
1004272	VEL021 - Landfill Off.Vehicle Operation	15,000	15,000	15,000
1004274	VEH041 - Bomag Compactor	200,000	200,000	150,000
1004277	External Plant Hire	70,000	140,000	75,000
1004278	Fire Suppression Expenses	10,000	(0)	0
1004280	Monitoring & Licencing	13,500	18,500	20,000
1004281	Management & Business Plans	0	35,000	0
1004282	Weighbridge Op/Maint Costs	2,500	2,500	2,500
1004285	VEL013 - Waste Coordinator Vehicle	0	4,500	18,678
1004286	Development of Landfill Master Plan	0	0	200,000
1004287	Housing - Tip Supervisor	0	11,000	62,400
1004291	Loss on Sale of Asset	62,673	62,673	59,900
1004299	Admin Costs Distributed	168,903	167,828	229,093
	Total Operating Expenditure	1,325,747	1,728,732	1,836,378

TOWN OF PORT HEDLAND
BUDGET
FOR THE YEAR ENDED 30 JUNE 2011

Community Amenities

Account Number	Account Description	2009/10		2010/11
		Original Budget	Forecast Actual	Budget
	Operating Revenue			
1004324	Tyres	(170,000)	(170,000)	(200,000)
1004326	Washdown	(5,500)	800	(5,500)
1004328	General Tipping Fees	(1,500,000)	(2,300,000)	(1,360,000)
1004329	Hazardous Waste-Asbestos	(150,000)	(1,000,000)	(1,000,000)
1004330	Landfill Recycling Charges	(15,000)	(35,000)	(50,000)
1004331	Liquid Waste	0	0	(1,040,000)
	Total Operating Revenue	(1,840,500)	(3,504,200)	(3,655,500)
	Non Operating Expenditure			
1004441	Plant & Equipment	0	0	430,000
1004410	Tip Infrastructure	290,000	257,267	0
1004421	Master Plan - Stage 1	0	0	120,000
1004499	T/F To Landfill Site Dev Reserve	514,752	1,775,468	1,819,122
	Total Non Operating Expenditure	804,752	2,032,735	2,369,122
	Non Operating Revenue			
1004397	Trade In Value	(72,727)	(72,727)	(50,000)
1004388	T/F from Landfill Site Reserve	(217,273)	(184,540)	(500,000)
	Total Non Operating Revenue	(290,000)	(257,267)	(550,000)
	Total Landfill Business Unit	(0)	0	0
	<i>Sanitation Other</i>			
	Operating Expenditure			
1005278	Litter Collection	460,000	460,000	474,000
1005299	Admin Costs Distributed	67,161	66,734	67,561
	Total Operating Expenditure	527,161	526,734	541,561
	Non Operating Revenue			
1005880	T/F from Landfill Site Reserve	(527,161)	(526,734)	(541,561)
	Total Non Operating Revenue	(527,161)	(526,734)	(541,561)
	Total Sanitation Other	0	0	0
	<i>Town Planning & Regional Development</i>			
	Operating Expenditure			
1006201	Salaries	398,833	321,833	454,826
1006211	Superannuation Guarantee Levy	35,895	28,965	40,934
1006212	Superannuation	3,975	3,975	0
1006215	Fringe Benefits Tax	3,394	3,394	2,943
1006216	Workers Compensation Insurance	6,172	6,172	6,531

TOWN OF PORT HEDLAND
BUDGET
FOR THE YEAR ENDED 30 JUNE 2011

Community Amenities

Account Number	Account Description	2009/10		2010/11
		Original Budget	Forecast Actual	Budget
1006220	Staff Training	2,894	1,294	0
1006241	Other Office Expenses	4,000	4,000	500
1006243	Telephone - Town Planning	1,000	1,500	1,750
1006242	Maps & Electronic Data	1,000	(0)	0
1006249	Advertising - Town Planning	4,000	5,500	5,700
1006256	Refund Of Planning Fees	5,000	3,500	3,700
1006261	Outsource Planning & Legal Expenses	50,000	110,000	0
1006262	Development Plans	40,000	0	50,000
1006263	Rock of Ages Master Plan	0	0	100,000
1006270	VEL023 - MTP Vehicle Operation	4,500	3,500	4,500
1006271	Senior Planner - Vehicle Operation	0	0	4,500
1006272	Carparking Strategy	60,000	45,000	0
1006278	Municipal Inventory - Admin	4,000	0	0
1006282	TPS Review & Amendments	0	0	200,000
1006290	Depreciation on Assets	1,357	1,357	1,507
1006299	Admin Costs Distributed	91,401	90,819	125,058
	Total Operating Expenditure	717,420	630,808	1,002,450
	Operating Revenue			
1006322	Strata Applications	0	0	(20,000)
1006324	Home Occupation Permits	(1,500)	(1,600)	(1,600)
1006325	Advertising - Fees, Reimbursements etc.	0	0	(3,500)
1006326	Town Planning Fees	(270,000)	(390,000)	(500,000)
1006332	Private Vehicle Use Reimb.	(1,550)	(2,000)	(3,120)
1006339	Grant / Contribution - Carparking Strategy	(30,000)	0	0
1006341	Carparking Planning fees	(13,000)	(0)	0
1006342	Outsource Planning, Legal and Fine Revenue	(50,000)	(100,000)	(100,000)
1006325	Advertising - Fees, Reimbursements etc.	(2,000)	(3,500)	(2,000)
	Total Operating Revenue	(368,050)	(497,100)	(630,220)
	Non Operating Expenditure			
1006404	T/F to Car Parking Reserve	13,000	0	0
	Total Non Operating Expenditure	13,000	0	0
	Non Operating Revenue			
1006388	T/F From Planning Projects Res	(435)	0	0
1006397	T/F from BHP Reserve	0	0	(100,000)
	Total Non Operating Revenue	(435)	0	(100,000)
	Total Town Planning & Regional Development	361,935	133,708	272,230

TOWN OF PORT HEDLAND
BUDGET
FOR THE YEAR ENDED 30 JUNE 2011

Community Amenities

Account Number	Account Description	2009/10		2010/11
		Original Budget	Forecast Actual	Budget
	<i>Other Community Amenities</i>			
	Operating Expenditure			
1007290	Depreciation on Assets	29,632	29,632	29,803
1007297	Loan Interest Underground Power	23,887	23,887	10,804
	Total Operating Expenditure	53,519	53,519	40,607
	Operating Revenue			
1007309	Supp Bill Install & Penalty Interest	(21,000)	(21,000)	(21,000)
	Total Operating Revenue	(21,000)	(21,000)	(21,000)
	Non Operating Expenditure			
1007498	Loan Principal Underground Power	186,950	186,950	200,033
	Total Non Operating Expenditure	186,950	186,950	200,033
	Total Other Community Amenities	219,469	219,469	219,640
	<i>Port Hedland Cemetery</i>			
	Operating Expenditure			
1008280	Ground Maintenance-Ph Cemetery	20,000	10,000	0
	Total Operating Expenditure	20,000	10,000	0
	Total Port Hedland Cemetery	20,000	10,000	0
	<i>South Hedland Cemetery</i>			
	Operating Expenditure			
1009279	Grave Digging	10,000	13,000	14,000
1009280	Ground Maintenance - SH Cemetery	0	0	20,000
1009287	Memorial Plaque Install Expense	700	(0)	350
1009299	Admin Costs Distributed	4,482	4,453	4,896
	Total Operating Expenditure	15,182	17,453	39,246
	Operating Revenue			
1009324	Interment & Plots	(10,000)	(12,000)	(14,000)
1009327	Memorial Plaque Install Income	(700)	0	(350)
1009325	Funeral Director Licence	(300)	(663)	(700)
	Total Operating Revenue	(11,000)	(12,663)	(15,050)

TOWN OF PORT HEDLAND
BUDGET
FOR THE YEAR ENDED 30 JUNE 2011

Community Amenities

Account Number	Account Description	2009/10		2010/11
		Original Budget	Forecast Actual	Budget
	Non Operating Expenditure			
1009480	Pioneer Cemetery Upgrade	10,000	12,079	5,000
1009481	Main Cemetery Upgrade	120,000	100,000	23,292
1009482	Cemetery Beach Park	0	0	1,000,000
	Total Non Operating Expenditure	130,000	112,079	1,028,292
	Non Operating Revenue			
1009390	T/F from BHP Reserve	0	0	(1,000,000)
	Total Non Operating Revenue	0	0	(1,000,000)
	Total South Hedland Cemetery	134,182	116,869	52,488
	<i>Public Conveniences</i>			
	Operating Expenditure			
1010231	Building Insurance	3,110	3,110	3,210
1010232	Cleaning	67,405	62,405	67,210
1010233	Building Maintenance	12,859	15,859	12,822
1010236	Western Power Charges	2,860	2,360	2,761
1010237	Water Corporation Charges	2,385	4,085	4,575
1010297	Interest on Loan - Waste Water Treatment	22,402	0	0
1010299	Admin Costs Distributed	16,209	16,106	12,910
	Total Operating Expenditure	127,231	103,926	103,489
	Non Operating Expenditure			
1010310	Upgrade Ablution Block	7,200	26,828	50,500
1010311	Public Toilets	150,000	150,000	0
1010410	Public Toilets - RFR	600,000	600,000	0
	Total Non Operating Expenditure	757,200	776,828	50,500
	Non Operating Revenue			
1010397	T/F from Royalties for Regions Reserve	(600,000)	(600,000)	0
	Total Non Operating Revenue	(600,000)	(600,000)	0
	Total Public Conveniences	284,431	280,754	153,989

TOWN OF PORT HEDLAND
BUDGET
FOR THE YEAR ENDED 30 JUNE 2011

Recreation & Culture

Account Number	Account Description	2009/10		2010/11
		Original Budget	Forecast Actual	Budget
	Summary			
	Operating Expenditure			
	Community and Event Services	650,532	653,641	891,462
	Courthouse / Community Arts	377,067	404,761	389,737
	Port Hedland Civic Centre	293,838	283,558	288,470
	Youth Services	114,103	143,843	194,628
	JD Hardie Centre	601,815	585,840	714,453
	Swimming Areas/Beaches	1,747,181	1,951,377	2,529,877
	Recreation Administration	1,322,914	1,374,445	1,348,228
	Port Hedland Sportsgrounds - Recreation	100,455	106,374	108,042
	South Hedland Sportsgrounds - Recreation	534,362	667,444	573,246
	Port & South Sportsgrounds - P&G	1,941,899	1,926,847	6,140,396
	Port Hedland Library	194,076	217,386	172,498
	South Hedland Library	500,228	463,403	658,511
	Matt Dunn Cultural Centre	529,430	564,233	610,005
	Television/Radio Broadcasting	12,953	12,453	7,424
	Total Operating Expenditure	8,920,854	9,355,606	14,626,978
	Operating Revenue			
	Community and Event Services	(2,500)	(43,500)	(266,570)
	Port Hedland Civic Centre	(16,000)	(24,000)	(30,000)
	Youth Services	(77,700)	(41,375)	(50,700)
	JD Hardie Centre	(976,000)	(511,385)	(911,385)
	Swimming Areas/Beaches	(1,087,278)	(471,295)	(1,967,617)
	Recreation Administration	(377,760)	(868,724)	(3,190,840)
	Port Hedland Sportsgrounds - Recreation	(462,100)	(13,967)	(467,800)
	South Hedland Sportsgrounds - Recreation	(233,120)	(38,020)	(148,222)
	Port & South Sportsgrounds - P&G	(2,006,700)	(2,050,000)	(2,269,940)
	Port Hedland Library	(3,250)	(3,675)	(1,900)
	South Hedland Library	(45,550)	(43,350)	(38,260)
	Matt Dunn Cultural Centre	(254,180)	(299,080)	(291,915)
	Total Operating Revenue	(5,542,138)	(4,408,371)	(9,635,149)
	Non Operating Expenditure			
	Community and Event Services	7,432	56,782	3,000
	Courthouse / Community Arts	150,000	0	169,000
	Port Hedland Civic Centre	486,900	397,914	55,000
	Youth Services	0	49,875	25,000
	JD Hardie Centre	7,281,079	6,635,631	2,878,869
	Swimming Areas/Beaches	2,068,667	2,078,296	3,309,465
	Recreation Administration	19,354,411	14,586,137	20,853,525
	Port Hedland Sportsgrounds - Recreation	1,824,463	103,953	1,756,123

TOWN OF PORT HEDLAND
BUDGET
FOR THE YEAR ENDED 30 JUNE 2011

Recreation & Culture

Account Number	Account Description	2009/10		2010/11
		Original Budget	Forecast Actual	Budget
	South Hedland Sportsgrounds - Recreation	4,816	49,223	155,114
	Port & South Sportsgrounds - P&G	10,348,341	4,935,461	6,477,914
	Port Hedland Library	8,000	5,000	0
	South Hedland Library	119,500	18,500	700,600
	Matt Dunn Cultural Centre	91,000	91,494	90,000
	Total Non Operating Expenditure	41,744,608	29,008,264	36,473,610
	Non Operating Revenue			
	Community and Event Services	(82,279)	(80,000)	0
	JD Hardie Centre	(6,450,000)	(5,014,106)	(3,650,000)
	Swimming Areas/Beaches	(354,261)	(505,050)	(1,020,732)
	Recreation Administration	(18,901,100)	(12,053,885)	(19,735,000)
	Port Hedland Sportsgrounds - Recreation	(1,307,730)	(11,161)	(1,272,023)
	South Hedland Sportsgrounds - Recreation	(4,816)	(4,816)	(5,114)
	Port & South Sportsgrounds - P&G	(6,975,137)	(4,667,344)	(3,986,087)
	Port Hedland Library	(50,000)	0	0
	South Hedland Library	0	0	(400,000)
	Total Non Operating Revenue	(34,125,323)	(22,336,362)	(30,068,956)
	Total Recreation & Culture	10,998,001	11,619,137	11,396,484
	<i>Community and Event Services</i>			
	Operating Expenditure			
811201	Salaries	155,367	116,367	126,749
811211	Superannuation Guarantee Levy	13,983	10,473	11,407
811212	Superannuation	7,739	4,739	3,903
811213	Staff Uniforms	550	550	0
811215	Fringe Benefits Tax	1,358	1,358	865
811216	Workers Compensation Insurance	2,469	2,469	2,886
811220	Staff Training	1,158	1,158	0
811242	Telstra Charges	3,400	7,500	7,500
811249	Meetings-Advertising/Promotion	6,000	18,000	6,000
811255	Alliance Small Grants	0	4,547	0
811256	Aboriginal Arts Centre	80,000	80,000	0
811257	Yandeyarra Road - Community Services	50,000	13,000	0
811263	Community Events Sponsorship	7,000	4,000	0
811270	VEL018 - MCED Vehicle Operation	3,000	3,000	4,500
811271	VEH005 - Community Bus Operation	3,000	3,000	3,000
811273	Community Pride Activities	55,000	69,000	55,000
811275	Community Leadership	2,000	1,710	2,000
811280	Community Events	150,000	208,000	458,000
811287	Cultural Plan	0	0	80,000

TOWN OF PORT HEDLAND
BUDGET
FOR THE YEAR ENDED 30 JUNE 2011

Recreation & Culture

Account Number	Account Description	2009/10		2010/11
		Original Budget	Forecast Actual	Budget
811290	Depreciation On Assets	11,379	11,379	12,390
811295	Well Womens Centre-Insurance	11,040	11,040	6,050
811297	Loan Interest Payments	3,211	0	0
811299	Admin Costs Distributed	82,879	82,352	111,212
	Total Operating Expenditure	650,532	653,641	891,462
	Operating Revenue			
811325	Community Bus Hire	(1,000)	(0)	(1,000)
811333	Contributions - BHP	0	0	(150,000)
811353	Donations/Sponsorship Community Pride	(1,500)	(43,500)	(115,570)
	Total Operating Revenue	(2,500)	(43,500)	(266,570)
	Non Operating Expenditure			
811420	Furniture and Equipment	3,000	6,430	3,000
811497	Loan Principal Repayments	4,432	50,352	0
	Total Non Operating Expenditure	7,432	56,782	3,000
	Non Operating Revenue			
811390	T/F from BHP - ToPH Alliance Reserve	(2,279)	0	0
811397	T/F from BHP Reserve	(80,000)	(80,000)	0
	Total Non Operating Revenue	(82,279)	(80,000)	0
	Total Community and Event Services	573,185	586,923	627,892
	<i>Courthouse/Community Arts</i>			
	Operating Expenditure			
812231	Building - Insurance	18,840	18,840	17,410
812234	Building - Maintenance	11,500	11,500	11,500
812237	Water Corporation Charges	0	28,000	17,966
812285	Form Consultancy	280,000	280,000	280,000
812290	Depreciation on Assets	18,688	18,688	14,240
812299	Admin Costs Distributed	48,039	47,733	48,621
	Total Operating Expenditure	377,067	404,761	389,737
	Non Operating Expenditure			
812411	Building Improvements	150,000	0	169,000
	Total Non Operating Expenditure	150,000	0	169,000
	Total Courthouse / Community Arts	527,067	404,761	558,737

TOWN OF PORT HEDLAND
BUDGET
FOR THE YEAR ENDED 30 JUNE 2011

Recreation & Culture

Account Number	Account Description	2009/10		2010/11
		Original Budget	Forecast Actual	Budget
	<i>Port Hedland Civic Centre</i>			
	Operating Expenditure			
1102213	Insurance	28,970	28,970	33,700
1102234	Building Maintenance	65,000	55,000	55,000
1102236	Western Power Charges	22,000	26,000	30,420
1102237	Water Corporation Charges	10,000	8,000	8,960
1102245	Equipment Maintenance	5,200	3,200	5,200
1102256	Refund of Hire Fees	0	0	2,000
1102290	Depreciation On Assets	118,862	118,862	117,203
1102299	Admin Costs Distributed	43,805	43,526	35,987
	Total Operating Expenditure	293,838	283,558	288,470
	Operating Revenue			
1102324	Hire Fees - Halls	(16,000)	(24,000)	(30,000)
	Total Operating Revenue	(16,000)	(24,000)	(30,000)
	Non Operating Expenditure			
406450	Building Improvements	140,000	140,000	0
404410	Civic Centre Aircon	210,900	135,194	0
404411	Council Chambers Upgrade	70,000	80,120	55,000
1102413	Security System	25,000	11,600	0
1102414	Disability Access	21,000	0	0
1102415	Verge Landscaping	20,000	20,000	0
1102416	Building Refurbishment	0	11,000	0
	Total Non Operating Expenditure	486,900	397,914	55,000
	Total Port Hedland Civic Centre	764,738	657,472	313,470
	<i>Youth Services</i>			
	Operating Expenditure			
810235	Lawson Street Youth Centre	700	700	700
810236	Leadership Program	10,000	22,000	42,000
811268	Youth Events	0	12,000	30,000
813270	Youth Services	30,000	30,000	0
1103231	Building Insurance	21,940	21,940	14,540
1103232	Building Maintenance	0	2,000	2,000
1103236	Utility Charges	5,000	8,800	10,296
1103249	Advertising and Promotions	0	0	2,200
1103270	Minor Projects & Programs	0	0	18,000
1103271	Hedland Youth Leadership Coalition	0	0	10,000
1103283	Operational Grant	25,000	25,000	25,000
1103290	Depreciation On Assets	12,112	12,112	15,612

TOWN OF PORT HEDLAND
BUDGET
FOR THE YEAR ENDED 30 JUNE 2011

Recreation & Culture

Account Number	Account Description	2009/10		2010/11
		Original Budget	Forecast Actual	Budget
1103299	Admin Costs Distributed	9,352	9,292	24,280
	Total Operating Expenditure	114,103	143,843	194,628
	Operating Revenue			
810350	Youth Involvement Council	(700)	(700)	(700)
811351	Youth Events Income	(72,000)	(31,875)	(20,000)
1103331	Reimbursements	(5,000)	(8,800)	(30,000)
	Total Operating Revenue	(77,700)	(41,375)	(50,700)
	Non Operating Expenditure			
810412	Port Hedland Youth & Family Centre Upgrade	0	49,875	0
1103410	Andrew McLaughlin Community Centre	0	0	25,000
	Total Non Operating Expenditure	0	49,875	25,000
	Total Youth Services	36,403	152,344	168,928
	<i>JD Hardie Centre</i>			
	Operating Expenditure			
1104201	Salaries	215,394	215,394	258,810
1104211	Superannutaion Guarantee Levy	19,385	19,385	23,293
1104212	Super Council Contribution	0	0	4,274
1104216	Workers Compensation Insurance	3,898	3,898	3,995
1104220	Staff Training	1,828	0	0
809277	VEL051 Vehicle Operation	0	600	3,000
1104231	Building Insurance	39,820	39,820	36,570
1104232	Contract Cleaning	30,500	31,105	32,100
1104233	Ground Maintenance	9,000	8,700	9,300
1104234	Building Maintenance	30,000	30,000	15,000
1104236	Utility Charges	48,000	66,000	77,220
1104243	Telstra Charges	2,000	2,200	3,200
1104246	Minor Equipment	8,000	8,000	8,000
1104247	Security	440	440	450
1104249	Advertising	4,400	4,400	4,400
1104254	Consumables	1,000	2,000	2,000
1104263	Kiosk Purchases	21,700	29,000	29,000
1104266	Umpire Payments	13,100	11,500	11,500
1104267	Recreation Programs	18,000	6,000	12,000
1104290	Depreciation On Assets	30,917	30,917	38,434
1104297	Loan Interest Payments	27,761	296	52,777
1104299	Admin Costs Distributed	76,672	76,184	89,130
	Total Operating Expenditure	601,815	585,840	714,453

TOWN OF PORT HEDLAND
BUDGET
FOR THE YEAR ENDED 30 JUNE 2011

Recreation & Culture

Account Number	Account Description	2009/10		2010/11
		Original Budget	Forecast Actual	Budget
	Operating Revenue			
1104331	Reimbursements/sponsorship	(20,000)	(14,385)	(14,385)
1104332	Country Local Govt Fund-RFR	0	0	(700,000)
1104350	Kiosk Sales	(39,000)	(45,000)	(45,000)
1104351	Program Team Fees	(25,000)	(40,000)	(40,000)
1104352	Casual Hire	(20,000)	(27,000)	(27,000)
1104356	Stadium Programs	(37,000)	(50,000)	(50,000)
1104397	Grant - South Hedland New Living	(800,000)	(300,000)	0
1104357	Holiday Program	(35,000)	(35,000)	(35,000)
	Total Operating Revenue	(976,000)	(511,385)	(911,385)
	Non Operating Expenditure			
1104411	Facility Upgrade	4,650,000	3,714,106	2,150,000
1104413	Facility Upgrade - RFR	2,600,000	2,900,000	0
1104414	Facility Upgrade - CLGF	0	0	700,000
1104420	Furniture and Equipment	10,000	10,185	10,000
1104499	Loan 75-Principal Rec Cntr	21,079	11,340	18,869
	Total Non Operating Expenditure	7,281,079	6,635,631	2,878,869
	Non Operating Revenue			
1104396	T/F from Royalties for Regions Reserve	(2,600,000)	(2,900,000)	0
1104398	T/F from BHP Reserve	(3,050,000)	(2,114,106)	(2,100,000)
1104399	New Loan	(800,000)	0	(1,550,000)
	Total Non Operating Revenue	(6,450,000)	(5,014,106)	(3,650,000)
	Total JD Hardie Centre	456,894	1,695,979	(968,063)
	Swimming Areas/Beaches			
	Operating Expenditure			
1105279	Foreshore Parks Planning	0	0	100,000
1105280	Beach & Foreshore Maintenance	10,000	10,000	10,000
1105283	Town Boat Ramp Maintenance	6,000	25,385	6,200
1105290	Depreciation on Assets	1,534	1,534	1,259
1105298	Loan Interest	12,277	8,073	31,469
1105299	Admin Costs Distributed	222,594	221,177	315,609
1105234	Gratwick Maintenance	4,000	7,000	10,000
1105236	Gym Maintenance	8,800	3,500	6,900
1105255	Gratwick -YMCA Operations	468,406	588,568	472,395
1105257	Gratwick Aquatic Centre Utilities	60,000	52,000	55,000
1106231	Building - Insurance	12,170	12,170	11,250
1106238	Ground Maint	500	800	2,000
1106290	Depreciation On Assets	86,050	86,050	80,798
1106297	Loan Interest Repayments	56,086	56,086	50,439

TOWN OF PORT HEDLAND
BUDGET
FOR THE YEAR ENDED 30 JUNE 2011

Recreation & Culture

Account Number	Account Description	2009/10		2010/11
		Original Budget	Forecast Actual	Budget
1105235	SHAC Maintenance	6,000	17,000	10,000
1105260	SHAC - YMCA Operations	522,195	629,865	537,861
1105262	SHAC Aquatic Centre Utilities	86,000	86,000	100,620
1105286	PH Yacht Club Contribution	0	0	500,000
1105287	Coastal Access and Managed Camping	0	0	150,000
1107231	Building - Insurance	22,880	22,880	20,490
1107238	Ground Maint	1,100	1,100	4,400
1107239	SHAC Audit and Design	100,000	61,600	0
1107290	Depreciation On Assets	60,589	60,589	53,187
	Total Operating Expenditure	1,747,181	1,951,377	2,529,877
	Operating Revenue			
1105325	SHAC Aquatic Centre Reimbursement	(86,000)	(86,000)	(95,000)
1105340	PHPA Contributions	(3,000)	0	0
1105341	Country Local Govt Fund-RFR	(70,000)	0	0
1105342	Grant for Foreshore Protection	0	(22,221)	0
1105352	Contribution - PDC	0	0	(500,000)
1105353	Grants - DPI	0	(75,000)	0
1105354	Grant for Coastal Access & Managed Camping	0	0	(100,000)
1105398	Loan Interest Income	(12,277)	(8,073)	(31,469)
1105357	Grant - State Government Turtle Project	(800,000)	(0)	(400,000)
1105320	Gratwick Aquatic Centre Reimbursement	(60,000)	(52,000)	(55,000)
1106390	Government Grant	(3,000)	(78,000)	(3,000)
1107393	Government Grant	(3,000)	(3,000)	(603,000)
1111342	Grant- Stairway to Moon	(50,000)	(147,000)	(180,148)
	Total Operating Revenue	(1,087,278)	(471,295)	(1,967,617)
	Non Operating Expenditure			
1105410	Finucane Island Boat Ramp	105,000	91,927	0
1105420	Spoil Bank Masterplan	150,000	295,676	0
1105421	Disabled Foreshore Access	40,000	40,000	0
1105422	Foreshore Parks Upgrade	135,112	135,112	400,000
1105423	Foreshore Parks Upgrade - CLGF	0	0	0
1105424	Port Hedland Boat Ramp	33,000	33,000	0
1105425	Foreshore Protection	0	31,484	0
1105426	Turtle Boardwalk	792,500	442,500	350,000
1105497	SS Loan Yacht Club	350,000	500,000	0
1105498	Loan Principal	4,261	5,050	20,732
1105489	T/F to Reserve- Spoilbank development	18,600	21,600	18,800
1106415	Gratwick Lighting	0	150,000	0
1106430	GAC upgrades	10,600	57,640	80,000
1106413	Plant & Equipment - Gratwick Pool	40,000	18,804	0
1107410	SHAC Upgrade - P&E	0	0	20,000

TOWN OF PORT HEDLAND
BUDGET
FOR THE YEAR ENDED 30 JUNE 2011

Recreation & Culture

Account Number	Account Description	2009/10		2010/11
		Original Budget	Forecast Actual	Budget
1107430	SHAC Upgrade - Building	89,500	76,074	1,800,000
1107432	Pools electrical upgrade	0	12,173	0
1111435	Stairway to the Moon Development	212,955	58,747	527,148
1106498	Loan 112 Principal	87,139	108,508	92,786
	Total Non Operating Expenditure	2,068,667	2,078,296	3,309,465
	Non Operating Revenue			
1105396	T/F from BHP Reserve	0	0	(400,000)
1105397	SS Loan Yacht Club	(350,000)	(500,000)	0
1105399	Loan Principal Income	(4,261)	(5,050)	(20,732)
1107399	T/F from BHP Reserve	0	0	(600,000)
	Total Non Operating Revenue	(354,261)	(505,050)	(1,020,732)
	Total Swimming Areas/Beaches	2,374,310	3,053,328	2,850,994
	Recreation Administration			
	Operating Expenditure			
1108201	Salaries	260,622	250,622	454,583
1108211	Superannuation Guarantee Levy	23,456	24,986	40,913
1108212	Superannuation	0	0	5,481
1108215	Fringe Benefits Tax	4,180	4,180	4,661
1108216	Workers Compensation Insurance	3,703	3,703	6,349
1108220	Staff Training	1,737	1,737	0
1108243	Telstra Charges	1,300	2,000	2,000
1108249	Advertising and Promotions	6,600	6,600	6,600
1108263	Minor Projects	12,000	32,000	20,000
1108264	Walk it Hedland	9,700	12,753	12,000
1108267	Relocation Costs	0	0	48,000
1108269	Recreation Facility Design	701,100	809,335	0
1108270	VEL024 - MRS Vehicle Operation	3,250	5,300	4,500
1108272	Business & Management Plans	0	0	170,000
1108275	Skate Park Mtce	25,000	30,000	30,000
1108277	Lighting Spares & Repairs	0	2,327	0
1108290	Depreciation on Assets	21,434	21,434	28,962
1108297	Interest Loans 119 & 120	80,291	(0)	345,984
1108299	Admin Costs Distributed	168,542	167,469	168,195
	Total Operating Expenditure	1,322,914	1,374,445	1,348,228
	Operating Revenue			
1108325	Oval User Fees	(13,200)	(13,200)	(13,500)
1108332	Private Vehicle Use Reimb.	(1,560)	(1,560)	(2,340)
1108333	Reimbursements - Rec Admin	(3,000)	(13,964)	(15,000)
1108349	Grant - Multi Purpose Rec Centre	(300,000)	(800,000)	(3,100,000)

TOWN OF PORT HEDLAND
BUDGET
FOR THE YEAR ENDED 30 JUNE 2011

Recreation & Culture

Account Number	Account Description	2009/10		2010/11
		Original Budget	Forecast Actual	Budget
1108350	Grant - Dept of Sport & Recreation	(60,000)	(40,000)	(60,000)
	Total Operating Revenue	(377,760)	(868,724)	(3,190,840)
	Non Operating Expenditure			
1108416	Sports Facility Upgrade Program	0	7,350	0
1108417	Banners in the Port (PHES)	0	18,100	0
1108418	Overhead Lighting	0	0	120,000
1108420	Recreation Facility Upgrade	8,800,000	3,397,663	20,600,000
1108421	Multi Purpose Recreation Centre - RFR	10,500,000	11,100,000	0
1108498	Principal Loans 119 &120	54,411	63,024	133,525
	Total Non Operating Expenditure	19,354,411	14,586,137	20,853,525
	Non Operating Revenue			
1108393	T/F from Royalties for Regions Reserve	(10,500,000)	(11,400,000)	0
1108395	T/F from Lighting Reserve	0	0	(35,000)
1108398	T/F from BHP Reserve	(6,201,100)	(653,885)	(9,500,000)
1108399	T/F from Loan Funds	(2,200,000)	(0)	(10,200,000)
	Total Non Operating Revenue	(18,901,100)	(12,053,885)	(19,735,000)
	Total Recreation Administration	1,398,465	3,037,973	(724,087)
	<i>Port Hedland Sports Grounds - Recreation</i>			
	Operating Expenditure			
1109231	Insurance	6,440	6,440	6,360
1109236	PH Utility Expenses	40,000	40,000	46,800
1109238	Building Maintenance (was Soccer)	20,000	26,000	21,000
1109290	Depreciation On Assets	21,217	21,217	18,660
1109299	Admin Costs Distributed	12,798	12,717	15,221
	Total Operating Expenditure	100,455	106,374	108,042
	Operating Revenue			
1109324	Hire Sportsgrounds/Ovals	(5,500)	(10,000)	(11,000)
1109331	Reimbursement Of Utility Charges	(6,600)	(3,967)	(6,800)
1109334	CSRFF - Community Sport & Recreation Facility Fund	(450,000)	0	(450,000)
	Total Operating Revenue	(462,100)	(13,967)	(467,800)
	Non Operating Expenditure			
1109451	McGregor St Oval Upgrade	26,000	24,500	32,500
1109454	McGregor Street Reserve Upgrade	47,000	47,000	0
1109455	Colin Matheson Clubrooms	1,731,730	11,161	1,722,023
1109456	Cricket Net Upgrades	18,000	20,292	0

TOWN OF PORT HEDLAND
BUDGET
FOR THE YEAR ENDED 30 JUNE 2011

Recreation & Culture

Account Number	Account Description	2009/10		2010/11
		Original Budget	Forecast Actual	Budget
1110499	T/F To Light Replacement Res	1,000	1,000	1,600
1114499	T/F To Oval Development Res	733	0	0
	Total Non Operating Expenditure	1,824,463	103,953	1,756,123
	Non Operating Revenue			
1109390	T/F from BHP Reserve	(1,307,730)	(11,161)	(1,272,023)
	Total Non Operating Revenue	(1,307,730)	(11,161)	(1,272,023)
	Total Port Hedland Sports Grounds	155,088	196,360	1,396,365
	<i>South Hedland Sports Grounds - Recreation</i>			
	Operating Expenditure			
1110231	Insurance	8,390	8,390	7,460
1110236	SH Utility Charges (Lights)	22,000	32,000	37,440
1110238	Building Maintenance	20,000	29,780	20,000
1110239	Light Maintenance	15,000	29,302	29,000
1110290	Depreciation on Assets	22,041	22,041	13,970
1111236	Utilities Expense	300,000	400,000	250,000
1111269	Ph Golf Club (Utility Charges)	11,000	10,000	11,700
1111290	Depreciation on Assets	100,123	100,123	130,189
1111297	Loan 111 + Loan 105 Interest Pay.	520	520	222
1111299	Admin Costs Distributed	0	0	38,583
1114290	Depreciation on Assets	35,288	35,288	34,681
	Total Operating Expenditure	534,362	667,444	573,246
	Operating Revenue			
1110324	Hire Sportsgrounds/Ovals	(4,500)	(4,500)	(3,500)
1110332	Lights-User Charges	(17,600)	(21,000)	(11,500)
1111333	Reimb - Utility Charges	(16,000)	(12,000)	(12,000)
1110338	Grants - Dept Sport & Rec	0	0	(75,000)
1111343	Regional and Local Community	(194,500)	0	0
1111344	Country Local Govt Fund-RFR	0	0	(46,000)
1111399	Interest Loan 105,111	(520)	(520)	(222)
	Total Operating Revenue	(233,120)	(38,020)	(148,222)
	Non Operating Expenditure			
1110401	Faye Gladstone Netball Courts	0	0	104,000
1110402	Faye Gladstone Netball Courts - CLGF	0	0	46,000
1111498	Loan 111 -Principal Golf Club	4,816	4,816	5,114
1111433	Kevin Scott Oval Upgrades	0	44,407	0
	Total Non Operating Expenditure	4,816	49,223	155,114

TOWN OF PORT HEDLAND
BUDGET
FOR THE YEAR ENDED 30 JUNE 2011

Recreation & Culture

Account Number	Account Description	2009/10		2010/11
		Original Budget	Forecast Actual	Budget
	Non Operating Revenue			
1111398	Principal Loan 111 Golf Club	(4,816)	(4,816)	(5,114)
	Total Non Operating Revenue	(4,816)	(4,816)	(5,114)
	Total South Hedland Sports Grounds	301,242	673,830	575,024
	<i>Port & South Sports Grounds - P&G</i>			
	Operating Expenditure			
1109234	Ground Maintenance	216,000	206,000	272,000
1111231	Insurance	2,620	2,620	4,200
1110234	Ground Maintenance	110,000	130,000	298,900
1110277	Effluent Pump Facilities	50,000	100,000	50,000
1110278	Sportsground Surface Repairs	42,000	42,000	216,260
1111271	South Hedland Bowling Club	0	0	3,000,000
1111275	P.H. Gardens Maintenance	350,000	350,000	360,500
1111277	Gardening Minor Tools	5,000	10,000	10,000
1111278	Reticulation Operations	150,000	170,000	230,000
1111279	School Oval Mowing	145,000	145,000	150,000
1111280	St Cecelias School Mowing	400	400	500
1111281	Interest on Loan - SH Bowling Club	0	0	17,340
1111282	Native Plant Nursery	50,000	25,000	70,000
1111283	S H Gardens Maintenance	300,000	300,000	350,000
1111284	Playground Equipment Maint.	20,000	10,000	15,000
1111285	Graffiti Removal	120,000	60,000	60,000
1111289	Weed & Pest Control	105,000	130,000	210,000
1111298	Interest on Loan - Marquee Park	28,477	0	28,477
1115299	Admin Costs Distributed	247,401	245,826	797,219
	Total Operating Expenditure	1,941,899	1,926,847	6,140,396
	Operating Revenue			
1111331	Country Local Govt Fund - RFR	(60,000)	0	0
1111334	Reimb - Ph School Ovals Mowing	(1,700)	(0)	(2,600)
1111335	Reimb - Sh Schools Oval Mowing	(145,000)	(145,000)	(150,000)
1111338	Grant SHNL	(1,800,000)	(1,800,000)	(100,000)
1111340	Grant - DLGRD	0	(105,000)	0
1111345	Grants - SH Bowling Club	0	0	(2,000,000)
1111394	Interest Loan - SH Bowling Club	0	0	(17,340)
	Total Operating Revenue	(2,006,700)	(2,050,000)	(2,269,940)
	Non Operating Expenditure			
1111401	Replace Effluent Line	450,000	650,000	0
1111402	Marquee Park Development - RFR	2,700,000	2,700,000	0
1111403	Playground Equipment - RFR	175,000	175,000	0

TOWN OF PORT HEDLAND
BUDGET
FOR THE YEAR ENDED 30 JUNE 2011

Recreation & Culture

Account Number	Account Description	2009/10		2010/11
		Original Budget	Forecast Actual	Budget
1111404	Public Open Space Development	0	0	200,000
1111446	Playground Equipment	100,000	71,109	0
1111447	Building Upgrades	33,600	0	55,360
1111448	Irrigation Tank Upgrades	194,500	297,008	0
1111449	Park Upgrades	0	0	500,000
1111439	Marquee Park Development	4,850,000	(0)	5,106,363
1111438	Koombana Park Development	75,000	0	0
1111437	Reserve Developments	895,137	928,697	0
1111436	Bore Installations	115,000	113,647	0
1111434	Managed Camp Grounds	50,000	0	0
1111450	Turf Club Grandstand	100,000	(0)	100,000
1111454	Turf Club Grandstand - RFR	600,000	0	0
1111495	SS Loan - SH Bowling Club	0	0	500,000
1111496	Loan Principal - SH Bowling Club	0	0	6,087
1111497	Loan Principal - Marquee Park	10,104	(0)	10,104
	Total Non Operating Expenditure	10,348,341	4,935,461	6,477,914
	Non Operating Revenue			
1111389	T/F from Trust - Public Open Space	0	0	(100,000)
1111390	T/F from BHP Reserve	(2,100,137)	(1,222,344)	(2,450,000)
1108397	T/F From Newcrest Reserve	(100,000)	(100,000)	(100,000)
1111393	New SS Loan - SH Bowling Club	0	0	(500,000)
1111395	Principal Loan - SH Bowling Club	0	0	(6,087)
1111396	New Loan	(830,000)	0	(830,000)
1111391	T/F from POS Reserve	(470,000)	(470,000)	0
1111392	T/F from Royalties for Regions Reserve	(3,475,000)	(2,875,000)	0
	Total Non Operating Revenue	(6,975,137)	(4,667,344)	(3,986,087)
	Total Port & South Sportsgrounds - P&G	3,308,403	144,964	6,362,283
	Port Hedland Library			
	Operating Expenditure			
1116201	Salaries	53,709	74,709	99,418
1116211	Superannuation Guarantee Levy	4,834	6,724	8,948
1116212	Superannuation - Contributory	591	591	495
1116216	Workers Compensation Insurance	1,104	1,104	1,701
1116220	Staff Training	518	(0)	0
1116231	Building-Insurance	1,290	1,290	930
1116233	Building Cleaning & Materials	7,000	7,000	7,300
1116234	Building-Maintenance	1,500	1,500	1,600
1116235	Ground-Maintenance-Ph Library	1,000	1,000	1,000
1116236	Western Power Charges	3,300	3,995	4,674

TOWN OF PORT HEDLAND
BUDGET
FOR THE YEAR ENDED 30 JUNE 2011

Recreation & Culture

Account Number	Account Description	2009/10		2010/11
		Original Budget	Forecast Actual	Budget
1116237	Water Corporation Charges	6,500	8,000	8,960
1116241	Stationery	100	0	0
1116243	Telstra Charges	1,000	1,000	1,000
1116244	Photocopier - Expenses	300	0	300
1116254	Other Minor Sundry Expenses	1,500	800	800
1116256	Purchase Of Books/Magazines	4,000	4,000	4,000
1116263	Replacement Of Lost Books	5,000	5,000	5,000
1116261	Feasibility & design costs	70,000	70,000	0
1116290	Depreciation On Assets	6,104	6,104	4,853
1116299	Admin Costs Distributed	24,726	24,569	21,520
	Total Operating Expenditure	194,076	217,386	172,498
	Operating Revenue			
1116324	Internet User Charges	(1,800)	(1,700)	0
1116325	Photocopy Charges	(1,000)	(1,200)	(1,250)
1116326	Overdue Items Charge	(200)	(250)	(250)
1116328	Recovery Of Cost Of Lost Books	(150)	(500)	(300)
1116330	Replacement Lost M/Ship Cards	0	(5)	0
1116350	Miscellaneous Sundry Receipts	(100)	(20)	(100)
	Total Operating Revenue	(3,250)	(3,675)	(1,900)
	Non Operating Expenditure			
1116401	Port Hedland Library Upgrades	8,000	5,000	0
	Total Non Operating Expenditure	8,000	5,000	0
	Non Operating Revenue			
1116399	T/F from BHP reserve	(50,000)	0	0
	Total Non Operating Revenue	(50,000)	0	0
	Total Port Hedland Library	148,826	218,711	170,598
	South Hedland Library			
	Operating Expenditure			
1117201	Salaries	259,145	233,145	378,033
1117211	Superannuation Guarantee Levy	23,323	20,983	34,023
1117212	Superannuation	0	1,000	6,003
1117215	Fringe Benefits Tax	3,323	3,323	3,395
1117216	Workers Compensation Insurance	4,937	4,937	5,833
1117220	Staff Training	2,316	1,166	0
1117231	Building-Insurance	8,090	8,090	7,220
1117233	Building-Cleaning	12,000	11,000	12,000
1117234	Building Maintenance	6,000	6,639	6,000
1117236	Western Power Charges	13,200	15,000	17,550

TOWN OF PORT HEDLAND
BUDGET
FOR THE YEAR ENDED 30 JUNE 2011

Recreation & Culture

Account Number	Account Description	2009/10		2010/11
		Original Budget	Forecast Actual	Budget
1117237	Water Corporation Charges	16,000	11,000	12,320
1117238	Ground Maintenance	2,500	1,800	2,000
1117241	Stationery	700	682	700
1117242	Postage	1,500	1,550	1,550
1117243	Telstra Charges	5,200	6,400	6,500
1117244	Photocopier-Expenses	2,100	300	500
1117245	Equipment Maintenance	500	200	250
1117246	Minor Equipment	2,500	2,500	2,500
1117254	Other Minor Sundry Expenses	1,300	1,300	1,300
1117256	Purchase Of Books/Magazines	4,500	4,500	10,100
1117257	Freight On Books	1,500	1,500	1,500
1117263	Replacement Of Lost Books	5,000	5,000	5,200
1117270	VEL025 - MLS Vehicle Operation	2,400	1,400	4,500
1117280	Liswa Regional Costs	14,200	7,400	12,000
1117282	Childrens Activities	6,000	11,000	11,000
1117284	Library Promotion	3,500	3,500	3,600
1117290	Depreciation On Assets	34,765	34,765	30,783
1117299	Admin Costs Distributed	63,730	63,324	82,151
	Total Operating Expenditure	500,228	463,403	658,511
	Operating Revenue			
1117324	Internet User Charges	(6,500)	(5,700)	0
1117325	Photocopy Charges	(4,500)	(5,800)	(5,800)
1117326	Overdue Items Charge	(600)	(700)	(700)
1117328	Recovery Of Cost Of Lost Books	(700)	(700)	(700)
1117330	Replacement Lost M/Ship Cards	(100)	(100)	(100)
1117331	Fascimile Charges	(1,500)	(1,300)	(1,350)
1117333	Reimbursement - Private Vehicle	(1,500)	(1,500)	(1,560)
1117350	Miscellaneous Sundry Receipts	(150)	(150)	(150)
1117352	Book Sale	(400)	(400)	(400)
1117353	Childrens Book Week Grant	(2,600)	0	0
1117354	Liswa Subsidy	(27,000)	(27,000)	(27,500)
	Total Operating Revenue	(45,550)	(43,350)	(38,260)
	Non Operating Expenditure			
1117412	South Hedland Library Upgrades	96,000	0	700,000
1117413	PC Microfilm Reader	23,000	18,000	0
1117499	T/F to SH Library Reserve	500	500	600
	Total Non Operating Expenditure	119,500	18,500	700,600

TOWN OF PORT HEDLAND
BUDGET
FOR THE YEAR ENDED 30 JUNE 2011

Recreation & Culture

Account Number	Account Description	2009/10		2010/11
		Original Budget	Forecast Actual	Budget
	Non Operating Revenue			
1117390	T/F from BHP Reserve	0	0	(400,000)
	Total Non Operating Revenue	0	0	(400,000)
	Total South Hedland Library	574,178	438,553	920,851
	<i>Matt Dann Cultural Centre</i>			
	Operating Expenditure			
1118201	Salaries	177,072	180,072	211,485
1118211	Superannuation Guarantee Levy	15,937	12,937	19,034
1118215	Fringe Benefits Tax	1,751	1,751	1,551
1118216	Workers Compensation Insurance	3,183	3,023	3,442
1118220	Staff Training	1,493	2,493	0
1118231	Insurance	1,750	1,750	2,200
1118233	Building maintenance	2,500	4,000	4,000
1118234	Projection Maintenance	1,000	3,892	3,000
1118236	Western Power Charges	45,000	45,000	45,765
1118270	VEL026 - Events Coord. Vehicle Oprn	2,500	2,500	4,500
1118241	Telephone Charges	2,100	2,100	2,100
1118249	Advertising	30,000	38,000	35,000
1118263	Kiosk Purchases	30,000	27,000	30,000
1118265	Operational Costs	15,000	22,000	22,000
1118280	Professional Fees-Cult'L Perf	60,000	78,000	78,000
1118282	Movie Expenses	45,000	45,000	45,000
1118290	Depreciation On Assets	27,694	27,694	26,830
1118299	Admin Costs Distributed	67,450	67,021	76,100
	Total Operating Expenditure	529,430	564,233	610,005
	Operating Revenue			
1118324	Movie Tickets	(78,000)	(82,000)	(84,788)
1118325	Cultural Ticket Sales	(70,000)	(90,000)	(93,060)
1118326	General Hire	(15,000)	(30,400)	(31,434)
1118342	Mdcc-Pub/Utilities Contr.	(26,180)	(49,680)	(32,036)
1118350	Kiosk Sales	(60,000)	(43,000)	(46,462)
1118354	Other Minor Sundry Receipts	(5,000)	(4,000)	(4,136)
	Total Operating Revenue	(254,180)	(299,080)	(291,915)
	Non Operating Expenditure			
1118420	Sound Equipment	85,000	84,485	0
1118421	Furniture & Equipment	0	4,672	0
1118422	Lighting	0	0	90,000
1118423	Minor Equipment	6,000	2,336	0
	Total Non Operating Expenditure	91,000	91,494	90,000
	Matt Dann Cultural Centre	366,250	356,646	408,090

TOWN OF PORT HEDLAND
BUDGET
FOR THE YEAR ENDED 30 JUNE 2011

Recreation & Culture

Account Number	Account Description	2009/10		2010/11
		Original Budget	Forecast Actual	Budget
	<i>Television/Radio Broadcasting</i>			
	Operating Expenditure			
1119280	Rebroadcasting Facilities	1,500	1,000	1,000
1119290	Depreciation On Assets	11,453	11,453	6,424
	Total Operating Expenditure	12,953	12,453	7,424
	Total Television/Radio Broadcasting	12,953	12,453	7,424

TOWN OF PORT HEDLAND
BUDGET
FOR THE YEAR ENDED 30 JUNE 2011

Transport

Account Number	Account Description	2009/10		2010/11
		Original Budget	Forecast Actual	Budget
	Summary			
	Operating Expenditure			
	Infrastructure Construction	4,427	4,427	2,905
	Engineering Management	283,390	277,160	331,632
	Admin Building Overheads	0	11,500	115,000
	Infrastructure Maintenance Technical Services	2,676,550	2,692,130	2,177,675
	Infrastructure Maintenance Engineering	2,423,847	1,650,882	1,853,994
	Infrastructure Maintenance Road Verge	292,231	319,292	399,887
	Plant Purchases	143,900	143,900	87,500
	Airport Administration	1,414,727	1,438,509	1,748,037
	Airport Maintenance	1,187,521	1,347,521	1,539,650
	Airport Plant Operating	58,500	67,500	54,500
	Airport Café	673,567	532,200	0
	Total Operating Expenditure	9,158,660	8,485,021	8,310,781
	Operating Revenue			
	Infrastructure Construction	(3,369,555)	(2,433,358)	(22,927,220)
	Infrastructure Maintenance Technical Services	(74,400)	(24,600)	(28,700)
	Infrastructure Maintenance Engineering	0	0	(15,000)
	Infrastructure Maintenance Road Verge	0	(45,000)	0
	Plant Purchases	(120,309)	(220,309)	(44,300)
	Airport Administration	(6,020,300)	(7,890,724)	(9,342,846)
	Airport Café	(798,300)	(602,875)	(71,838)
	Total Operating Revenue	(10,382,864)	(11,216,866)	(32,429,904)
	Non Operating Expenditure			
	Infrastructure Construction	11,962,400	7,821,096	29,107,502
	Engineering Management	25,000	23,220	45,000
	Admin Building Overheads	0	2,000	5,000
	Infrastructure Maintenance Engineering	46,500	66,500	130,000
	Plant Purchases	1,331,000	1,518,864	963,700
	Airport Administration	2,970,553	5,084,206	8,210,203
	Airport Café	0	102,000	0
	Total Non Operating Expenditure	16,335,453	14,617,886	38,461,405

TOWN OF PORT HEDLAND
BUDGET
FOR THE YEAR ENDED 30 JUNE 2011

Transport

Account Number	Account Description	2009/10		2010/11
		Original Budget	Forecast Actual	Budget
	Non Operating Revenue			
	Infrastructure Construction	(4,710,881)	(3,717,981)	(721,183)
	Plant Purchases	(322,409)	(242,409)	(249,000)
	Airport Administration	(1,416,000)	(1,852,012)	(4,014,544)
	Total Non Operating Revenue	(6,449,290)	(5,812,402)	(4,984,727)
	Transport Total	8,661,959	6,073,639	9,357,555
	<i>Infrastructure Construction</i>			
	Operating Expenditure			
1201297	Loan 113 Interest Repay	4,427	4,427	2,905
	Total Operating Expenditure	4,427	4,427	2,905
	Operating Revenue			
1201376	Country Local Govt Fund-RFR	(1,584,400)	0	(100,000)
1201380	Regional and Local Community	(156,000)	0	0
1201383	New Living South Hedland Fund	(788,000)	(555,000)	(350,000)
1201384	Port Hedland Enhancement Scheme	0	0	0
1201386	Contribution - BHP	0	(763,636)	(21,054,546)
1201387	Pilbara Fund	0	(90,000)	0
1201389	Country Pathways	0	(40,000)	(50,000)
1201390	Federal Aboriginal Roads Grants	(63,000)	(63,000)	0
1201393	RRG MRWA Road Grant	(156,000)	(425,801)	(557,185)
1201394	Black Spot Funding Grant	(178,000)	(52,000)	(359,334)
1201395	MRWA - Direct Grant	(100,000)	(99,766)	(100,000)
1201396	Roads To Recovery	(344,155)	(344,155)	(356,155)
	Total Operating Revenue	(3,369,555)	(2,433,358)	(22,927,220)
	Non Operating Expenditure			
1201401	Manilha Drive	40,000	40,000	0
1201402	Wallwork Road Bridge	0	161,051	21,657,131
1201403	Major Projects Civil Works	0	0	500,000
1201410	Depot Yard Upgrade	0	120,000	0
1201411	Richardson Street	230,000	176,348	0
1201413	Murdoch Drive Nodes	200,000	(0)	200,000
1201414	Murdoch Drive Nodes - RFR	100,000	50,000	50,000
1201419	Parks Upgrades - RFR	1,000,000	1,000,000	0
1201420	Recycling Project - RFR	140,000	0	0
1201421	Public Lighting - RFR	550,000	452,473	97,527
1201422	Public Lighting	300,000	0	300,000

TOWN OF PORT HEDLAND
BUDGET
FOR THE YEAR ENDED 30 JUNE 2011

Transport

Account Number	Account Description	2009/10		2010/11
		Original Budget	Forecast Actual	Budget
1201423	Shade Structures	100,000	(0)	100,000
1201424	Shade Structures - RFR	400,000	69,305	330,695
1201426	Safe Boating Harbour	70,000	0	0
1201427	Town Entry Statement - CLGF	0	0	100,000
1201444	Shota Rd MRWA	0	16,846	0
1201445	Pippingarra Road - RRG	0	60,000	50,000
1201447	Buttweld Rd	30,000	30,000	425,000
1201449	Murdich Drive/North Circular Road BS	0	140,000	0
1201451	Finucane Island / Boat Ramp Road	0	91,373	0
1201452	North Circular Road West RRG	0	60,000	0
1201453	Hamilton Road RRG	0	100,000	90,000
1201457	Yandeyarra Road	200,000	90,196	45,000
1201458	Throssel Street Streetcape	360,000	193,166	50,000
1201461	Town Entry Statement	75,000	103,084	100,000
1201462	T/F To Depot Facilities Reserv	600	600	700
1201464	Anderson Street Upgrade	0	18,585	0
1201450	Boulevard Tree Planting	829,000	420,057	400,000
1201415	Boulevard Tree Planting - RFR	300,000	0	0
1201473	Drainage Construction	373,350	170,000	220,000
1201475	Port Hedland Footpath Const	375,000	73,621	241,000
1201416	Port Hedland Footpath Const - RFR	75,000	67,994	0
1201476	South Hedland Footpath Const	500,000	200,000	621,265
1201417	South Hedland Footpath Const - RFR	150,000	143,000	0
1201478	Reseals (RRG)	650,000	850,000	400,000
1201440	Cycleway Development	821,660	216,599	605,061
1201439	Street Furniture	720,000	450,000	470,000
1201412	Street Furniture - RFR	200,000	197,950	0
1201438	West End Greening Stage 2	700,000	148,817	351,183
1201437	Hedditch Street	380,000	476,829	0
1201435	Limpett Crescent	170,000	40,000	430,000
1201480	Kerbing Construction	256,200	256,200	110,000
1201481	Walkway Lighting	403,071	31,633	330,000
1201418	Walkway Lighting - RFR	100,000	71,309	28,691
1201483	Nth Circular Rd East Culverts RRG	0	67,686	0
1201486	Wedgfield Upgrades	395,000	25,768	481,655
1201487	Street Lighting Upgrades	655,447	314,197	0
1201488	R2R Program	0	44,200	0
1201489	Hillside/ Woodstock Road - RRG	90,000	118,459	135,000
1201490	Sutherland Street Upgrade (PHES)	0	15,000	0
1201492	North Circular Road Shoulders - RRG	0	271,020	0
1201493	Athol Street Sealing - RRG	0	99,659	108,000
1201494	Drainage Design	0	55,000	55,000

TOWN OF PORT HEDLAND
BUDGET
FOR THE YEAR ENDED 30 JUNE 2011

Transport

Account Number	Account Description	2009/10		2010/11
		Original Budget	Forecast Actual	Budget
1201498	Loan 113 Principal	23,072	23,072	24,594
	Total Non Operating Expenditure	11,962,400	7,821,096	29,107,502
	Non Operating Revenue			
1201374	T/F from Spoilbank Reserve	(70,000)	(70,000)	0
1201375	T/F from Royalties for Regions Reserve	(3,015,000)	(2,575,000)	0
1201377	T/F from Planning Permability Reserve	(881)	0	0
1201397	T/F from BHP Reserve	(1,625,000)	(1,072,981)	(721,183)
	Total Non Operating Revenue	(4,710,881)	(3,717,981)	(721,183)
	Total Infrastructure Construction	3,886,391	1,674,184	5,462,004
	<i>Engineering Management</i>			
	Operating Expenditure			
1202201	Salaries	179,414	179,414	231,087
1202211	Superannuation Guarantee	16,147	16,147	20,798
1202212	Superannuation - Council	3,749	3,749	0
1202215	Fringe Benefits Tax	1,358	1,358	3,121
1202216	Workers Compensation Insurance	2,469	2,469	6,926
1202220	Staff Training	26,629	6,629	0
1202231	Insurance	3,520	3,520	3,980
1202274	Lease Vehicles	0	0	9,658
1402271	VEL033 - MES Vehicle Operation	5,000	6,500	4,500
1402274	VEL052 - Project Officer Vehicle	9,000	7,000	10,190
1202287	Management Planning	0	14,500	0
1202299	Admin Costs Distributed	36,104	35,874	41,372
	Total Operating Expenditure	283,390	277,160	331,632
	Non Operating Expenditure			
1202400	Depot Security System	5,000	6,500	0
1202401	Flammable Storage Cupboards	20,000	16,720	0
1202402	Depot Infrastructure	0	0	45,000
	Total Non Operating Expenditure	25,000	23,220	45,000
	Total Engineering Management	308,390	300,380	376,632
	<i>Admin Building Overheads</i>			
	Operating Expenditure			
1214233	Cleaning	0	5,000	30,000
1214234	Building Maintenance	0	500	35,000
1214236	Western Power Charges	0	2,000	20,000
1214237	Water Corporation Charges	0	2,000	15,000

TOWN OF PORT HEDLAND
BUDGET
FOR THE YEAR ENDED 30 JUNE 2011

Transport

Account Number	Account Description	2009/10		2010/11
		Original Budget	Forecast Actual	Budget
1214241	Office Expenses	0	2,000	15,000
	Total Operating Expenditure	0	11,500	115,000
	Non Operating Expenditure			
1214401	Furniture & Equipment	0	2,000	5,000
	Total Non Operating Expenditure	0	2,000	5,000
	Total Admin Building Overheads	0	13,500	120,000
	<i>Infrastructure Mtce Technical Service</i>			
	Operating Expenditure			
1204234	Depot Building Maintenance	15,000	15,000	15,000
1204236	Utility Charges	10,000	15,000	17,550
1204250	Engineering Standards & Operations	0	0	145,000
1204292	Roman Upgrade	2,000	4,750	5,000
1204294	Flood Study	100,000	20,000	80,000
1204283	Depot Operating Expenses	45,000	135,000	45,000
1204290	Depreciation On Assets	2,163,553	2,163,553	1,598,454
1204299	Admin Costs Distributed	340,997	338,827	271,671
	Total Operating Expenditure	2,676,550	2,692,130	2,177,675
	Operating Revenue			
1204331	Private Vehicle Use Reimb.	(2,500)	(2,700)	(2,700)
1204340	Grant / Contribution - Flood Study	(50,000)	(0)	0
1204392	Grant From Mrd-Street Lighting	(21,900)	(21,900)	(26,000)
	Total Operating Revenue	(74,400)	(24,600)	(28,700)
	Total Infrastructure Mtce Technical Service	2,602,150	2,667,530	2,148,975
	<i>Infrastructure Mtce Engineering</i>			
	Operating Expenditure			
1204281	Roadworks signs	5,000	5,000	5,000
1203281	Drainage Maintenance	357,500	157,500	193,375
1203282	Floodwater Lift Pump-Maint	52,000	2,000	58,000
1203290	Depreciation on Assets	158,555	158,555	141,204
1204282	Street and Road signs	155,000	170,000	170,000
1206260	Unsealed Road Maintenance	320,000	120,000	126,000
1206263	RAV Road Maintenance	0	0	15,000
1206276	Crossover Constn Subsidy	6,000	13,000	13,000
1206277	Road Shoulder Maintenance	130,850	80,850	84,893
1206278	Roadworks-General Maintenance	338,750	298,750	303,188

TOWN OF PORT HEDLAND
BUDGET
FOR THE YEAR ENDED 30 JUNE 2011

Transport

Account Number	Account Description	2009/10		2010/11
		Original Budget	Forecast Actual	Budget
1206279	Kerb Maintenance	150,000	17,000	73,565
1206280	Footpath Maintenance	165,000	30,000	100,000
1206283	Street/Walkway Lights	270,000	285,000	333,450
1206286	Street Lighting - Insurance	6,390	6,390	6,030
1206299	Admin Costs Distributed	308,802	306,837	231,291
	Total Operating Expenditure	2,423,847	1,650,882	1,853,994
	Operating Revenue			
1206388	RAV Contributions	0	0	(15,000)
	Total Operating Revenue	0	0	(15,000)
	Non Operating Expenditure			
1203440	Floodwater Pump Refurbishment	46,500	66,500	130,000
	Total Non Operating Expenditure	46,500	66,500	130,000
	Total Infrastructure Mtce Engineering	2,470,347	1,717,382	1,968,994
	<i>Infrastructure Mtce Road Verge</i>			
	Operating Expenditure			
1207280	Medians Mtce	20,000	55,000	70,000
1207282	Slashing	100,000	60,000	80,000
1204279	Verge street trees	15,000	11,298	0
1204278	Water Services Operation Costs	0	30,000	30,000
1207285	Street Tree Maintenance	70,000	90,000	120,000
1207289	Street Sweeper Maintenance	50,000	36,000	50,000
1207299	Admin Costs Distributed	37,231	36,994	49,887
	Total Operating Expenditure	292,231	319,292	399,887
	Operating Revenue			
1207381	Grant from DEWR	0	(45,000)	0
	Total Operating Revenue	0	(45,000)	0
	Infrastructure Mtce Road Verge	292,231	274,292	399,887
	<i>Plant Purchases</i>			
	Operating Expenditure			
1208291	Loss on Asset Disposal	143,900	143,900	87,500
	Total Operating Expenditure	143,900	143,900	87,500

TOWN OF PORT HEDLAND
BUDGET
FOR THE YEAR ENDED 30 JUNE 2011

Transport

Account Number	Account Description	2009/10		2010/11
		Original Budget	Forecast Actual	Budget
	Operating Revenue			
1208381	Grant - PDC	(50,000)	(50,000)	0
1208382	BHP Contribution to Plant	0	(100,000)	0
1208397	Gain on Asset Disposal	(70,309)	(70,309)	(44,300)
	Total Operating Revenue	(120,309)	(220,309)	(44,300)
	Non Operating Expenditure			
1208440	Heavy Vehicles & Plant	400,000	328,726	435,000
1208441	Plant & Equipment	0	0	57,000
1208443	Light Vehicle Replacement	535,000	697,913	460,000
1208444	P & G Plant and Equipment	136,000	232,226	0
1208499	T/F To Plants Reserve	260,000	260,000	11,700
	Total Non Operating Expenditure	1,331,000	1,518,864	963,700
	Non Operating Revenue			
1208396	Sale/Trade In - Veh/Plant	(322,409)	(242,409)	(249,000)
	Total Non Operating Revenue	(322,409)	(242,409)	(249,000)
	Total Plant Purchases	888,282	1,056,146	670,400
	<i>Airport Administration</i>			
	Operating Expenditure			
1210201	Salaries	505,497	468,997	464,043
1210211	Superannuation Guarantee Levy	45,495	42,210	41,764
1210212	Superannuation	0	2,000	3,686
1210213	Protective Clothing	2,500	6,524	3,500
1210215	Fringe Benefits Tax	7,253	7,253	3,121
1210216	Workers Compensation Insurance	13,188	13,188	6,926
1210220	Training and Conferences	16,000	17,200	17,000
1210221	Airport Residence	0	0	58,500
1210231	Building Insurance	57,590	57,590	92,530
1210234	Building Maintenance	0	35,000	0
1210236	Western Power Charges	192,000	230,000	269,100
1210237	Water Corporation Charges	31,000	25,000	28,000
1210241	Office Expenses	5,000	5,000	0
1210243	Telstra Charges	10,000	10,000	10,000
1210251	Landing Fee Donation	85,000	85,000	87,550
1210252	Grading of Drains	0	0	17,000
1210261	Legal Expenses	2,000	2,000	2,000
1210265	ASIC Card Expense	6,000	6,000	6,000
1210270	Master Plan	0	40,000	125,000
1210271	Solar Power	50,000	0	0
1210272	Management Plans	0	0	46,700

TOWN OF PORT HEDLAND
BUDGET
FOR THE YEAR ENDED 30 JUNE 2011

Transport

Account Number	Account Description	2009/10		2010/11
		Original Budget	Forecast Actual	Budget
1210277	Public Liability Insurance	31,920	32,420	36,170
1210280	Registration & Flight Data	1,700	2,700	3,000
1210281	Airport Owners Assoc'N Fees	3,500	3,500	3,500
1210291	Loss on Asset Disposal	10,000	10,000	6,000
1210295	Debtors Written Off	100	100	0
1210299	Admin Costs Distributed	338,984	336,827	416,947
	Total Operating Expenditure	1,414,727	1,438,509	1,748,037
	Operating Revenue			
1210324	Landing Charges	(1,476,000)	(2,150,000)	(2,600,000)
1210325	Passenger Service Charges	(3,526,000)	(4,726,000)	(5,170,000)
1210326	Leases And Rentals	(700,000)	(670,000)	(644,000)
1210328	Common User Check In Fees	0	(13,524)	(54,096)
1210331	Reimbursement - Motor Vehicle	(700)	(1,000)	(1,560)
1210333	Reimb - Water Corp Charges	(700)	(4,300)	(4,500)
1210350	Terminal Advertising	(18,500)	(20,000)	(25,000)
1210352	Other Sundry Income	(2,500)	(8,000)	(8,000)
1210365	ASIC Card Income	(6,000)	(8,000)	(8,000)
1210392	Government Grants - RADS	(284,000)	(284,000)	(811,290)
1210399	Gain on Asset Disposal	(5,900)	(5,900)	(16,400)
	Total Operating Revenue	(6,020,300)	(7,890,724)	(9,342,846)
	Non Operating Expenditure			
1210401	Solar Lighting	115,000	146,000	0
1210402	Parking	500,000	264,554	250,000
1210403	Depot Development	50,000	(0)	0
1210404	Land Development	50,000	(0)	0
1210405	Flight Information Display System	0	110,000	0
1210406	International Baggage Carousel	0	132,886	0
1210407	Common User Check In Facilities	0	318,074	250,000
1210408	Taxiway Extension	0	0	1,622,580
1210410	Terminal Extensions	100,000	48,125	400,000
1210440	Plant & Equipment	258,000	258,000	90,000
1210451	Building Upgrades	0	101,517	0
1210452	Furniture & Equipment	0	16,280	0
1210453	Airport Infrastructure	0	337,328	0
1210454	Main Apron Extension	0	0	200,000
1210455	Main Apron Strengthening	0	0	600,000
1210456	Airport Reseals	0	0	30,000
1210457	Airport Entry Feature	0	0	50,000
1210466	Airport Landside Lighting	0	58,528	0
1210473	Electrical Upgrades	343,000	50,000	521,964

TOWN OF PORT HEDLAND
BUDGET
FOR THE YEAR ENDED 30 JUNE 2011

Transport

Account Number	Account Description	2009/10		2010/11
		Original Budget	Forecast Actual	Budget
1210474	Electrical Upgrades	0	5,770	0
1210475	PAPI Upgrade	0	4,949	0
1210498	T/F To AP Capital Reserve	1,554,553	3,232,194	4,195,659
	Total Non Operating Expenditure	2,970,553	5,084,206	8,210,203
	Non Operating Revenue			
1210397	Sale / Trade In - Veh/Plant	(31,000)	(31,000)	(58,000)
1210398	T/F From Ap Capital Works Res	(1,385,000)	(1,821,012)	(3,956,544)
	Total Non Operating Revenue	(1,416,000)	(1,852,012)	(4,014,544)
	Total Airport Administration	(3,051,020)	(3,220,021)	(3,399,150)
	<i>Airport Maintenance</i>			
	Operating Expenditure			
1211250	Building Terminal	100,000	100,000	100,000
1211251	Airconditioning Terminal	20,000	30,000	30,000
1211252	Plumbing	10,000	25,000	20,000
1211254	Electrical Repairs Terminal	10,000	45,000	40,000
1211259	Fire Appliances	6,500	6,500	62,780
1211262	Cleaning	90,000	135,000	140,000
1211263	Landscaping/Gardening	5,000	18,000	30,000
1211264	Depot Supplies	20,000	53,000	76,000
1211268	Security	5,000	5,000	5,000
1211275	Electrical Repairs Airside	60,000	70,000	70,000
1211276	Plant Hire	2,000	2,000	2,000
1211277	Incinerator Expenses	2,000	2,000	3,500
1211278	Inspections	15,000	15,000	30,000
1211282	Public Relations / Promotion	1,000	(0)	100,000
1211290	Depreciation On Assets	841,021	841,021	830,370
	Total Operating Expenditure	1,187,521	1,347,521	1,539,650
	Total Airport Maintenance	1,187,521	1,347,521	1,539,650
	<i>Airport Plant Operating</i>			
	Operating Expenditure			
1212250	VEL027 - Airport Manager Vehicle	2,500	2,000	4,500
1212251	VEL028 - ARO - Toyota Hilux Ute	3,500	9,000	4,500
1212252	VEH001 - Mitsubishi Tip Truck	3,500	10,500	4,500
1212257	VEH002 - 9Jx 622 Dulevo Roadsweeper	2,000	0	0
1212270	VEH003 - 8Gz 387 Kubota Tractor	2,000	2,000	2,000
1212271	VEH004 - Case Loader	2,000	0	0
1212272	Hino Truck Mobile Stairs	3,000	8,000	3,000
1212276	Fuel & Oil	30,000	30,000	30,000
1212279	Small Equipment Maintenance	10,000	6,000	6,000

TOWN OF PORT HEDLAND
BUDGET
FOR THE YEAR ENDED 30 JUNE 2011

Transport

Account Number	Account Description	2009/10		2010/11
		Original Budget	Forecast Actual	Budget
	Total Operating Expenditure	58,500	67,500	54,500
	Total Airport Plant Operating	58,500	67,500	54,500
	<i>Airport Café</i>			
	Operating Expenditure			
1213201	Salaries	241,701	210,061	0
1213211	Super Guarantee	21,753	14,371	0
1213261	Administration	800	168	0
1213263	Café Purchases	245,000	147,000	0
1213264	Bar Purchases	66,000	65,368	0
1213265	Training and Conferences	3,500	80	0
1213266	Utilities	8,000	9,885	0
1213267	Cleaning	1,000	0	0
1213299	Admin Costs Distributed	85,814	85,268	0
	Total Operating Expenditure	673,567	532,200	0
	Operating Revenue			
1213350	Sales Café	(514,500)	(313,797)	0
1213351	Sales Bar	(283,800)	(259,145)	0
1213353	Lease Income	0	(29,933)	(71,838)
	Total Operating Revenue	(798,300)	(602,875)	(71,838)
	Non Operating Expenditure			
1213420	Furniture & Equipment	0	102,000	0
	Total Non Operating Expenditure	0	102,000	0
	Total Airport Café	(124,733)	31,325	(71,838)

TOWN OF PORT HEDLAND
BUDGET
FOR THE YEAR ENDED 30 JUNE 2011

Economic Services

Account Number	Account Description	2009/10		2010/11
		Original Budget	Forecast Actual	Budget
	Summary			
	Operating Expenditure			
	Tourism & Area Promotion	252,825	174,123	321,586
	Building Control	554,397	632,053	747,970
	Economic Development	0	173,940	891,325
	Total Operating Expenditure	807,222	980,116	1,960,880
	Operating Revenue			
	Tourism & Area Promotion	(1,085,000)	(5,257)	0
	Building Control	(793,000)	(866,900)	(870,200)
	Other Economic Services	(26,290,000)	(9,921,614)	(10,049,855)
	Economic Development	(15,000)	(65,700)	(185,730)
	Total Operating Revenue	(28,183,000)	(10,859,471)	(11,105,785)
	Non Operating Expenditure			
	Tourism & Area Promotion	127,993	72,926	4,228
	Building Control	8	8	3,500
	Other Economic Services	26,648,600	10,245,093	9,735,480
	Economic Development	0	202,525	0
	Total Non Operating Expenditure	26,776,601	10,520,552	9,743,208
	Non Operating Revenue			
	Economic Development	(497)	0	0
	Total Non Operating Revenue	(497)	0	0
	Total Economic Services	(599,674)	641,197	598,303
	<i>Tourism & Area Promotion</i>			
	Operating Expenditure			
1301231	Building Insurance	1,730	1,730	2,040
1301234	Building Maintenance	0	0	4,500
1301263	Visitor Centre Subsidy	180,000	103,400	180,000
1301264	Boodarie Bowls Tournament	21,000	19,100	19,100
1301280	Tourism Plan	0	0	60,000
1301290	Depreciation On Assets	13,371	13,371	11,549
1301297	Loan 116 Interest Repayments	4,513	4,513	4,278
1301299	Admin Costs Distributed	32,210	32,008	40,119

TOWN OF PORT HEDLAND
BUDGET
FOR THE YEAR ENDED 30 JUNE 2011

Economic Services

Account Number	Account Description	2009/10		2010/11
		Original Budget	Forecast Actual	Budget
	Total Operating Expenditure	252,825	174,123	321,586
	Operating Revenue			
1301324	Commercial Leases	(1,085,000)	0	0
1301325	Rental Visitors Centre	0	(5,257)	0
	Total Operating Revenue	(1,085,000)	(5,257)	0
	Non Operating Expenditure			
1301498	Principal On Loan	3,993	3,993	4,228
1301413	Caravan Park Extension	14,000	10,000	0
1301414	Town Entry Statement	110,000	58,933	0
	Total Non Operating Expenditure	127,993	72,926	4,228
	Total Tourism & Area Promotion	(704,182)	241,792	325,814
	<i>Building Control</i>			
	Operating Expenditure			
1302201	Salaries	385,805	460,805	543,088
1302211	Superannuation Guarantee Levy	34,722	41,472	48,878
1302212	Superannuation	6,885	6,885	11,468
1302213	Protective Clothing	750	1,500	1,500
1302215	Fringe Benefits Tax	3,394	3,394	3,641
1302216	Workers Compensation Insurance	6,172	6,172	8,081
1302220	Staff Training	2,894	0	0
1302243	Telstra Charges	2,000	2,000	3,000
1302256	Publications	6,000	6,000	6,000
1302261	Engineer Advice + Legal	1,800	1,800	1,800
1302262	Contract- Building Surveyors	10,000	10,000	0
1302270	BMO Vehicle Operation	0	1,000	4,500
1302271	VEL029 - BS Vehicle Operation	3,500	3,500	4,500
1302272	VEL030 - MBS Vehicle Operation	1,000	1,000	4,500
1302273	VEL031 - BMO Vehicle Operation	5,500	3,000	4,500
1302290	Depreciation On Assets	13,344	13,344	9,203
1302299	Admin Costs Distributed	70,631	70,181	93,311
	Total Operating Expenditure	554,397	632,053	747,970

**TOWN OF PORT HEDLAND
BUDGET
FOR THE YEAR ENDED 30 JUNE 2011**

Economic Services

Account Number	Account Description	2009/10		2010/11
		Original Budget	Forecast Actual	Budget
	Operating Revenue			
1302324	Licences - Building	(750,000)	(800,000)	(800,000)
1302325	Licences - Signs	(500)	(50)	(500)
1302326	Licences - Stratas	(3,500)	(7,000)	(7,200)
1302327	Swimming Pool Inspection Levy	(10,000)	(8,450)	(8,500)
1302333	Builders Rego.Board Commission	(2,000)	(2,000)	(2,000)
1302341	Building Fees	(25,000)	(48,000)	(50,000)
1302343	BCITF Levy Commission	(2,000)	(1,400)	(2,000)
	Total Operating Revenue	(793,000)	(866,900)	(870,200)
	Non Operating Expenditure			
1302499	T/F to Civic Building/ Infrastructure Reserve	8	8	3,500
	Total Non Operating Expenditure	8	8	3,500
	Total Building Control	(238,595)	(234,839)	(118,730)
	<i>Other Economic Services</i>			
	Operating Revenue			
1303351	Contribution - BHP	(5,500,000)	(8,000,000)	(8,000,000)
1303355	Contribution - Newcrest	(100,000)	(100,000)	(100,000)
1303357	Lease Income	0	(1,171,614)	(1,949,855)
1303358	Grant - Royalties for Regions	(20,690,000)	(650,000)	0
	Total Operating Revenue	(26,290,000)	(9,921,614)	(10,049,855)
	Non Operating Expenditure			
1301499	T/F to Community Facilities Reserve	0	1,078,672	1,169,680
1303496	T/F to Reserve - Royalties for Regions	20,690,000	650,000	0
1303497	T/F to Reserve - Newcrest	104,100	104,100	100,300
1303498	T/F to Reserve - BHP	5,854,500	8,412,321	8,465,500
	Total Non Operating Expenditure	26,648,600	10,245,093	9,735,480
	Total Other Economic Services	358,600	323,479	(314,375)
	<i>Economic Development</i>			
	Operating Expenditure			
1303235	Cattle Yard Maintenance	0	10,000	0
1304201	Salaries	0	88,500	331,932
1304211	Superannuation Guarantee Levy	0	7,965	29,874

**TOWN OF PORT HEDLAND
BUDGET
FOR THE YEAR ENDED 30 JUNE 2011**

Economic Services

Account Number	Account Description	2009/10		2010/11
		Original Budget	Forecast Actual	Budget
1304215	Fringe Benefits Tax	0	0	2,081
1304216	Workers Compensation Insurance	0	0	4,618
1304241	Other Office Expenses	0	1,000	1,000
1304243	Telephone	0	1,000	2,800
1304250	Land Development Costs	0	25,000	0
1304251	State Land Development Costs - BHP	0	33,475	0
1304253	Growth Model	0	0	100,000
1304255	Regional Priority Review	0	0	100,000
1304260	Economic Development Projects	0	0	175,000
1304270	Vehicle Operation	0	7,000	7,875
1304299	Admin Costs Distributed	0	0	136,146
	Total Operating Expenditure	0	173,940	891,325
	Operating Revenue			
1006338	BHP Staffing Agreement	0	(40,000)	0
1303324	Cattle Yard Lease	(15,000)	(25,000)	(12,000)
1304338	Reimburse Vehicle	0	(700)	(2,730)
1304350	Eco. Dev. Projects - Contributions	0	0	0
1304351	Economic Development Advice	0	0	(1,000)
1304352	Growth Model Contributions	0	0	(70,000)
1304353	Contribution - PDC	0	0	(100,000)
	Total Operating Revenue	(15,000)	(65,700)	(185,730)
	Non Operating Expenditure			
1304404	Land Development	0	196,000	0
1304405	State Land Development Costs - BHP	0	6,525	0
	Total Non Operating Expenditure	0	202,525	0
	Non Operating Revenue			
1303399	T/F from Cattleyards Reserve	(497)	0	0
	Total Non Operating Revenue	(497)	0	0
	Total Economic Development	(15,497)	310,765	705,595

TOWN OF PORT HEDLAND
BUDGET
FOR THE YEAR ENDED 30 JUNE 2011

Other Property & Services

Account Number	Account Description	2009/10		2010/11
		Original Budget	Forecast Actual	Budget
	Summary			
	Operating Expenditure			
	Private Works	170,000	159,000	60,000
	Public Works Overheads - Engineering	0	174,440	138,330
	Plant Operating Costs	(0)	28,000	30,000
	Salaries & Wages	8,300	10,299	5,000
	Other Unclassified	167,000	167,000	163,020
	Total Operating Expenditure	345,300	538,739	396,350
	Operating Revenue			
	Private Works	(125,000)	(65,000)	(25,000)
	Public Works Overheads - Engineering	(124,440)	(174,440)	(138,330)
	Plant Operating Costs	(60,000)	(28,000)	(30,000)
	Salaries & Wages	(12,000)	(14,200)	(12,000)
	Other Unclassified	(70,000)	(175,906)	(50,000)
	Total Operating Revenue	(391,440)	(457,546)	(255,330)
	Non Operating Expenditure			
	Public Works Overheads - Engineering	0	0	0
	Other Unclassified	0	0	0
	Non Operating Expenditure	0	0	0
	Non Operating Revenue			
	Other Unclassified	0	0	0
	Total Non Operating Revenue	0	0	0
	Total Other Properties & Services	(46,140)	81,193	141,020
	<i>Private Works</i>			
	Operating Expenditure			
1401265	Private Works - Various	20,000	9,000	10,000
1401275	Stand Pipe - WaterCorp Charges	150,000	150,000	50,000
	Total Operating Expenditure	170,000	159,000	60,000

TOWN OF PORT HEDLAND
BUDGET
FOR THE YEAR ENDED 30 JUNE 2011

Other Property & Services

Account Number	Account Description	2009/10		2010/11
		Original Budget	Forecast Actual	Budget
	Operating Revenue			
1401324	Reimbursement - Private Works	(25,000)	(25,000)	(25,000)
1401375	Reimbursements - Stand Pipe	(100,000)	(40,000)	0
	Total Operating Revenue	(125,000)	(65,000)	(25,000)
	Total Private Works	45,000	94,000	35,000
	<i>Public Works Overheads - Engineering</i>			
	Operating Expenditure			
1402201	Salaries	654,141	628,141	763,953
1402202	Long Service Leave	25,000	25,000	25,000
1402206	Depot Staff Meetings	9,000	15,000	11,808
1402207	Annual Leave	212,440	230,000	239,000
1402208	Sick Pay	67,980	80,000	95,756
1402209	Public Holidays	93,470	93,470	105,836
1402211	Superannuation Guarantee Levy	250,000	250,000	250,000
1402212	Superannuation	60,000	60,000	60,000
1402275	Lease Vehicles	17,400	9,400	0
1404000	Mowers/ Edgers Op Costs	5,000	5,000	8,000
1404245	Protective Equipment	5,000	7,000	0
1404270	VEL036 - Supervisor P&G Vehicle	5,000	3,500	4,500
1404271	VEL038 - Engineering Services Vehicle Op	5,000	5,000	4,500
1402213	Es Protective Clothing/Uniform	25,000	25,000	40,000
1402215	Fringe Benefits Tax	35,979	35,979	30,170
1402216	Workers Comp Insurance Owf	65,420	65,420	66,954
1402220	Staff Training	5,210	21,710	0
1402226	Port Hedland Allowance-Oswf	522,000	522,000	623,800
1402232	Es Office Lease & Cleaning	11,000	10,000	15,000
1402243	Telstra Charges	5,000	5,000	5,900
1402244	Es Stationery & Copier Charges	5,000	583	600
1402249	Es Advertising	6,000	8,000	8,000
1402250	Stock for Depot Workshop	0	0	30,000
1402270	VEL032 - ETO Vehicle Operation	3,000	5,000	4,500
1402272	VEL034 - WM Vehicle Operation	6,500	3,500	4,500
1402273	VEL035 - Works Supervisor Veh Op	8,000	5,000	4,500
1402276	VEL015 - Technical Officer Vehicle	0	0	18,712
1402290	Depreciation on Assets	97,295	97,295	70,390
1402299	Admin Costs Distributed	321,912	319,863	359,383
1402551	Less Alloc To Wks & Services	(2,526,746)	(2,361,420)	(2,712,431)
	Total Operating Expenditure	0	174,440	138,330

TOWN OF PORT HEDLAND
BUDGET
FOR THE YEAR ENDED 30 JUNE 2011

Other Property & Services

Account Number	Account Description	2009/10		2010/11
		Original Budget	Forecast Actual	Budget
	Operating Revenue			
1402321	Supervision - Classic Collection	(10,370)	(10,370)	(10,370)
1402323	Supervision - Premium Collection	(31,110)	(31,110)	(45,000)
1402325	Supervision & Tech Services - Landfill	(82,960)	(132,960)	(82,960)
	Total Operating Revenue	(124,440)	(174,440)	(138,330)
	Total Public Works Overhead - Engineering	(124,440)	0	(0)
	 <i>Plant Operating Costs</i>			
	Operating Expenditure			
1403201	Mechanic Wages	0	0	244,021
1403213	P&G Protective Clothing	1,000	(0)	0
1403275	Repairs & Parts	320,000	320,000	250,000
1403277	Workshop Oil,Grease & Gas	40,000	24,000	30,000
1403278	Tyres & Batteries	45,000	45,000	47,000
1403279	Insurance Premiums	107,660	112,000	113,040
1403280	Vehicle Licences	8,200	5,200	5,500
1403282	Workshop Operating Costs	60,000	65,000	65,000
1403283	Spm'S Replacement Tools	5,000	5,000	5,000
1403285	Fuel - Diesel & Unleaded	250,000	190,000	200,000
1403286	Plant Operating Costs	0	25,000	30,000
1403290	Depreciation on Assets	241,125	241,125	276,286
1403555	Less Allocations To Works	(836,860)	(763,200)	(959,561)
1403556	Vehicle Dep'N Recovery - Works	(241,125)	(241,125)	(276,286)
	Total Operating Expenditure	(0)	28,000	30,000
	 Operating Revenue			
1403350	Diesel Fuel Rebate Scheme	(60,000)	(28,000)	(30,000)
	Total Operating Revenue	(60,000)	(28,000)	(30,000)
	Total Plant Operating Costs	(60,000)	(0)	0

TOWN OF PORT HEDLAND
BUDGET
FOR THE YEAR ENDED 30 JUNE 2011

Other Property & Services

Account Number	Account Description	2009/10		2010/11
		Original Budget	Forecast Actual	Budget
	<i>Salaries & Wages</i>			
	Operating Expenditure			
1406000	Gross Salaries	10,334,993	9,934,993	12,703,400
1406001	Less Salaries & Wages Alloc	(10,334,993)	(9,934,993)	(12,703,400)
1406002	Workers Compensation Payments	8,300	8,300	5,000
1406007	Salary Sacrificed Items Payments	0	1,999	0
	Total Operating Expenditure	8,300	10,299	5,000
	Operating Revenue			
1406004	Reimbursement - Workers Comp	(10,000)	(10,000)	(10,000)
1406006	Reimbursement - Jury Duty	(2,000)	(2,000)	(2,000)
1406008	Reimburse - Salary Sacrifice Items	0	(2,200)	0
	Total Operating Revenue	(12,000)	(14,200)	(12,000)
	Total Salaries & Wages	(3,700)	(3,901)	(7,000)
	<i>Other Unclassified</i>			
	Operating Expenditure			
1407276	Misc Expenditure Recoupable	20,000	20,000	5,000
1407278	Monetary Risks	1,740	1,740	1,870
1407279	Public Liability Insurance	145,260	145,260	156,150
	Total Operating Expenditure	167,000	167,000	163,020
	Operating Revenue			
1407332	Engineering Supervision Reimb	(50,000)	(50,000)	(50,000)
1407333	Reimbursement Of Claims	0	(43,000)	0
1407336	Misc Expenditure Recouped	(20,000)	(200)	0
1407337	Port Hedland Enhancement Contributn	0	(82,706)	0
	Total Operating Revenue	(70,000)	(175,906)	(50,000)
	Total Other Unclassified	97,000	(8,906)	113,020



TOWN OF PORT HEDLAND

SUPPLEMENTARY INFORMATION

FOR THE YEAR ENDED

30 JUNE 2011

2010-11 BUDGET

**TOWN OF PORT HEDLAND
BUDGET
FOR THE YEAR ENDED 30 JUNE 2011**

FIVE YEAR PROGRAM NET COST TO COUNCIL										
PROGRAM	2010-11		2011-12		2012-13		2013-14		2014-15	TOTAL 2010-15
	Original	Revised	Original	Revised	Original	Revised	Original	Revised	New	
Footpath Construction	445,670	326,000	450,000	447,000	450,000	453,000	450,000	450,000	450,000	2,126,000
Road Construction	196,000	267,011	310,000	547,512	310,000	420,845	310,000	95,845	155,845	1,487,058
Drainage Construction	350,000	220,000	350,000	350,000	350,000	350,000	350,000	350,000	150,000	1,420,000
Walkway Lighting	100,000	100,000	110,000	250,000	250,000	250,000	250,000	250,000	250,000	1,100,000
Reseal Program	500,000	400,000	500,000	500,000	500,000	500,000	500,000	500,000	500,000	2,400,000
Kerbing Construction	269,010	110,000	282,461	282,461	296,584	296,584	311,413	311,413	326,984	1,327,442
Kerbing Maintenance* - current costs about \$30,000/km	50,000	50,000	50,000	52,500	50,000	55,125	50,000	57,881	60,775	276,282
Street Cleaning*	288,750	288,750	303,188	303,188	318,347	318,347	334,264	334,264	350,977	1,595,526
Road Shoulder Maintenance*	84,893	84,893	89,137	89,137	93,594	93,594	98,274	98,274	103,187	469,085
Roads General Maintenance*	303,188	303,188	318,347	318,347	334,264	334,264	350,977	350,977	368,526	1,675,302
Footpath Maintenance*	157,500	50,000	165,375	165,375	173,644	173,644	182,326	182,326	191,442	762,787
Drainage Maintenance*	165,375	165,375	173,644	173,644	182,326	182,326	191,442	191,442	201,014	913,801
Unsealed Roads Maintenance*	126,000	126,000	132,300	132,300	138,915	138,915	145,861	145,861	153,154	696,230
Building Refurbishment Program	738,000	635,360	489,800	935,131	604,000	661,849	658,800	371,715	353,432	2,957,486
Building Maintenance Program	0	20,500	0	17,500	0	16,000	0	24,000	24,000	102,000
Light Vehicle Replacement Program	282,000	339,000	407,000	306,000	0	254,000	0	289,000	308,000	1,496,000
Heavy Plant Replacement Program	0	534,000	0	650,000	0	445,000	0	390,000	800,000	2,819,000
Playground Equipment	100,000	0	100,000	100,000	100,000	100,000	100,000	100,000	100,000	400,000
Airport Maintenance	0	68,500	0	70,898	0	73,379	0	75,947	78,605	367,329
Total	4,156,386	4,088,576	4,231,251	5,690,992	4,151,674	5,116,871	4,283,357	4,568,946	4,925,942	24,391,327